

SERVICE PROCEDURE

**G-08507
AUGUST 2008**

**SUBJECT: SAFETY RECALL (U.S.)
ENGINE HIGH PRESSURE OIL LINE ASSEMBLIES
on certain IC Bus RE models built 1/3/96 thru
3/22/04 with an INTERNATIONAL® T444E engine.**

DEFECT DESCRIPTION

The engine high pressure oil line assemblies may have an improper crimp at the fitting. The improper crimp may cause a leak in the engine compartment possibly resulting in a fire. Fire has the potential to cause property damage, personal injury, or death.

MODELS INVOLVED

This Safety Recall involves certain IC Bus RE models built 1/3/96 thru 3/22/04 with an INTERNATIONAL® T444E engine and were part of safety recall 07510.

PARTS INFORMATION

- For vehicle build dates 1/24/96 thru 12/31/98, OR engine serial numbers 661894 thru 843989 use:

Part Number	Part Description	Quantity
8900199R91	KIT,RCL SVC T444E,MY 98 This kit contains the following parts: 1880024C1 RT Hose 1880070C1 LT Hose	1

- For vehicle build dates 1/1/99 thru 12/31/99, OR engine serial numbers 843990 thru 1233225 use:

Part Number	Part Description	Quantity
8900200R91	KIT,RCL SVC T444E,MY 99 This kit contains the following parts: 1880025C1 RT Hose 1880070C1 LT Hose	1

- For vehicle build dates 1/1/00 and after, OR engine serial numbers 1233226 or above:

Inspect the high pressure hose fitting located on the driver's side of the engine valley. Some vehicles may be equipped with an older style right bank hose assemblies.

If the hose assembly fitting looks like Figure A: use kit 8900200R91.

If the hose assembly fitting looks like Figure B: use kit 8900201R91.

Otherwise use:

Part Number	Part Description	Quantity
8900201R91	KIT,RCL SVC T444E,MY 2000-04 This kit contains the following parts: 1880061C1 RT Hose 1880070C1 LT Hose	1




Figure A
8900200R91 – Older Style




Figure B
8900201R91 – Newer Style

SERVICE PROCEDURE

WARNING!

**TO PREVENT UNEXPECTED
MOVEMENT OF THE VEHICLE
AND POSSIBLE SERIOUS
PERSONAL INJURY OR DEATH,
BLOCK THE WHEELS TO
PREVENT THE VEHICLE FROM
MOVING IN BOTH DIRECTIONS.**

WARNING!

**TO PREVENT SERIOUS EYE
INJURY, ALWAYS WEAR SAFE EYE
PROTECTION WHEN PERFORMING
VEHICLE MAINTENANCE OR
SERVICE.**

1. Please refer to TSI 07-12-09 for instructions on the proper high pressure oil line replacement procedure.
2. Please also note the high pressure oil hose assemblies are serviceable items and should be replaced every 161,000 km (100,000 miles).

END OF SERVICE PROCEDURE

LABOR INFORMATION

<u>Operation No.</u>	<u>Description</u>	<u>Time</u>
A40-07510-1	Perform Recall Service Procedure	0.6 hr
A40-07510-2	Inspection Only	0.3 hr

NOTE: Only file labor operation -2 if vehicle was being repaired at the time of the revision and is no longer eligible for this recall.

CAMPAIGN IDENTIFICATION LABEL

Each vehicle corrected in accordance with this campaign must be marked with a CTS-1075 Campaign Identification Label.

Complete the label and attach on a clean surface next to the vehicle identification number (VIN) plate.

DO NOT REMOVE

INTERNATIONAL

Campaign No.

VIN
Eng.#

COMPLETED

Service Location Code #

DO NOT REMOVE

ADMINISTRATIVE/DEALER RESPONSIBILITIES

UNITED STATES AND POSSESSIONS

The National Traffic and Motor Vehicle Safety Act, as amended, provides that each vehicle that is subject to a vehicle recall campaign must be adequately repaired within a reasonable time after the owner has tendered it for repair. A failure to adequately repair within 60 days after a tender of a vehicle is prima facie evidence of failure to repair within a reasonable time. If the condition is not adequately repaired within 60 days, the owner may be entitled to replacement with an identical or reasonable equivalent vehicle at no charge, or to a refund of the purchase price less a reasonable allowance for depreciation.

Dealers must correct all vehicles subject to this campaign at no charge to the owner, regardless of mileage, age of vehicle, or ownership, from this time forward.

Dealers should proceed immediately to make necessary correction to units in inventory. All inventory vehicles subject to this recall campaign must be corrected prior to sale, transfer or delivery. If vehicles have been sold or transferred and you are in receipt of Customer Notification Letters and Authorization for Recall Service cards for those vehicles, the transfer location or customer must be notified immediately from your dealer location.

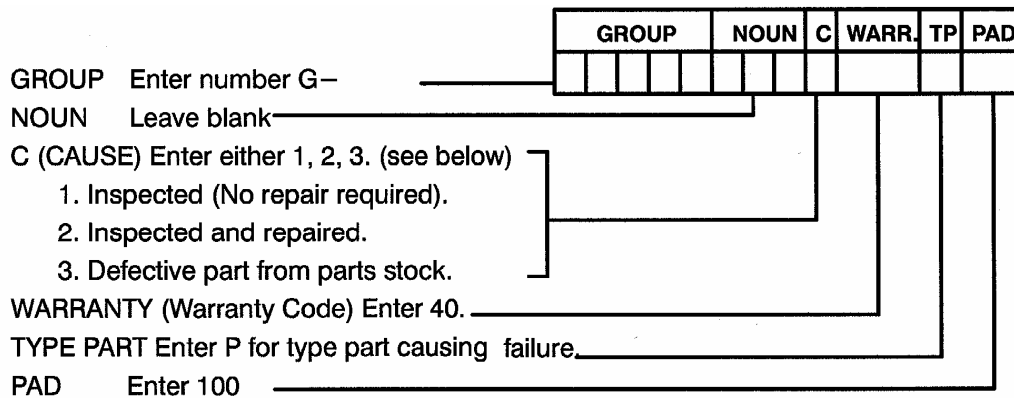
Dealers must make every effort to promptly schedule an appointment with each owner to repair his or her vehicle as soon as possible. However, consistent with the customer notification, dealers are expected to complete the repairs on the mutually agreed upon service date.

Dealers involved in the recall process will be furnished a listing of owner names and addresses to enable them to follow up with owners and have the vehicles corrected. Use of this listing must be limited to this campaign because the list may contain information obtained from state motor vehicle registration records and the use of such motor vehicle registration data for purposes other than this campaign is a violation of law in several states.

WARRANTY CLAIMS

Refer to Dealer Warranty Manual for procedures to conduct Recall Campaigns.

It is important that the Recall Coding be completed properly to assist in processing the warranty claim. Complete instructions will be found in the Warranty Manual, Section 7-1. Special attention should be given to Items 39 through 44:



EXPORT

Export Distributors should proceed immediately to make necessary correction to units in inventory. All inventory vehicles subject to this recall campaign must be corrected prior to sale, transfer or delivery. If vehicles have been sold or transferred and you are in receipt of Customer Notification Letters and Authorization for Recall Service cards for those vehicles, the transfer location or customer must be notified immediately from your distributor location.

Export Distributors are to submit warranty claims in the usual manner making reference to this recall number.

Export Distributors are expected to provide full cooperation and follow-up with respect to this important subject matter. If you have any questions or need further assistance, please contact the Regional Service Manager at your regional office.

NAVISTAR, INC