



March 19, 2008

VEHICLE SAFETY DEFECT SERVICE BULLETIN

Recall Campaign 08V098000 US Units

Recall Campaign 08-067 CN Units

Monaco File R06030

Re: Safety Recall – LP Rubber Hose on Refrigerator

Dear Monaco Coach Corporation Dealer:

Monaco Coach Corporation has decided that a defect which relates to motor vehicle safety exists in certain 2006-2007 Monaco Camelot and Holiday Rambler Scepter Class A motorhomes manufactured from April 7, 2005 through June 5, 2006.

A copy of the notification letter that is being sent to owners is enclosed.

The National Traffic and Motor Vehicle Safety Act provides that each vehicle that is subject to a recall campaign of this type must be adequately repaired within a reasonable time after the owner has tendered it for repair. Generally, failure to repair within sixty (60) days after the owner's first delivery for repair is assumed to be an unreasonable delay. In the owner letter, customers are instructed to contact Monaco Coach Corporation Customer Service (877-466-6226) or the Recall Hotline (800-685-6545) if on the agreed service date or within 3 days of the agreed date the dealer does not remedy the condition.

THE ISSUE

The rubber LP supply hose to the back of the refrigerator may have extra length of hose that was left inadvertently in the back of the refrigerator compartment. This only affects motorhomes with the refrigerator in the slide out. This extra hose should have been pulled back by the main house connection and secured. This extra hose potentially can be damaged by heat from the burner tube if the hose comes in contact with the burner flu. The consequence is if the hose is in contact with the burner flu for an extended period of time, the hose can melt causing an LP leak with the possibility of a fire. As a precautionary measure, Monaco Coach Corporation and has elected to perform this voluntary safety recall campaign.

AFFECTED UNITS

If our records indicate that you have any of the affected vehicles in your inventory, you will also receive an owner notification letter identifying those units. *Federal law requires that any vehicle lesser receiving this recall notice must forward a copy of this notice to the lessee within ten days.*

THE REPAIR

The remedy will include inspection of the refrigerator compartment for the type of hose, rubber or copper line (not included in recall), and if it is a rubber hose then looking for excess LP hose, if there is excess, then inspection of the hose to see if it is or has been in contact with the burner flu. If the hose has been in contact with the burner flu, then an inspection of the rubber hose will need to be done to see if there are any signs of melting or fatigue. If the hose is not damaged, it will be secured with a clamp away from the burner flu. If the hose shows any sign of melting or fatigue, it will be replaced. Please review the repair instructions for the labor operation code and labor time allowance. Parts are readily available by faxing the enclosed Recall Parts Purchase Order to 1-800-498-9478. If you have any questions concerning the repair procedure, please contact a member of our Technical Support staff toll free at the dealer hotline (877-332-9239) and refer customers and non dealers to call 877-466-6226.

The vehicle owner is responsible for having this service action performed. Monaco Coach Corporation specifically excludes coverage of incidental damages that may result from failure to have this recall performed. Please have this recall performed as soon as possible.

DEALER CAMPAIGN RESPONSIBILITY

All unsold new/used vehicles in dealer's possession and subject to this campaign must be held and inspected/repared per the service procedure of this campaign bulletin before owners take possession of these vehicles. Dealers are to service all vehicles subject to this campaign at no charge to owners, regardless of mileage, age of vehicle, or ownership, from this time forward.

Owners of vehicles recently sold from your new/used vehicle inventory for which the dealer receives the owner recall notification are to be contacted by the dealer, and arrangements made to make the required correction according to the instructions enclosed with this bulletin. This could be done by mailing to such owners a copy of the applicable owner letter accompanying this bulletin. Please also notify Monaco Coach Corporation of any such owner for whom you have received notification.

In summary, whenever a vehicle subject to this campaign enters your vehicle inventory, or is in your dealership for service in the future, please take the steps necessary to be sure the campaign correction has been made *before* selling or releasing the vehicle.

In addition to a letter, owners will receive a recall notification/dealer claim form. The vehicle owner will present this form to you upon arrival for the service appointment. Please review the instructions on the face of the notification form and fill in the claim portion when the repair is completed.

Sincerely,



Michael R. Becker
Customer Service Manager
Monaco Coach Corporation

mb/ma



Recall Repair Procedures

Products:



2006 - 2007 Monaco Camelot Class A motorhomes.



2006 - 2007 Holiday Rambler Scepter Class A motorhomes.

RECALL NUMBER
UNITED STATES 08V098000
CANADA # 08-067

Refrigerator Propane Supply Hose Routing & Securement

Purpose of recall:

Inspect installation, routing and integrity of the rubber refrigerator propane supply hose and secure additional locations if needed. Only units with refrigerators located in the slide out and equipped with a rubber propane supply hose to the refrigerator are affected.

Read these instructions carefully and become thoroughly familiar with the procedures before beginning repairs. Park unit on a flat, level surface. Place transmission in Neutral, set the park brake and turn engine off.

Hose Inspection Procedures:

1. Remove the exterior refrigerator cover and locate the rubber propane supply hose.
2. Inspect the rubber propane supply hose to verify it is not routed too closely to the burner tube.
3. Inspect the rubber propane supply hose for damage or excessive wear.

NOTE: If the hose **is** adequately secured, and there is excess hose looped in the refrigerator cabinet and the hose shows no signs of damage or excessive wear (*Figure 1*), the inspection is complete and no further steps are necessary. If the hose **is not** adequately secured, and there is excessive hose looped in the refrigerator cabinet (*Figure 2*), or if the hose shows signs of damage or excessive wear, proceed to the **Repair Procedures** section.

4. Replace the exterior refrigerator cover and complete the warranty claim form for submission.

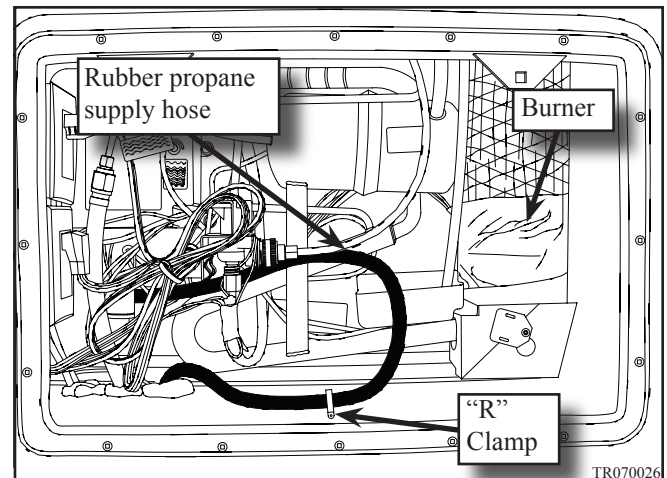


Figure 1

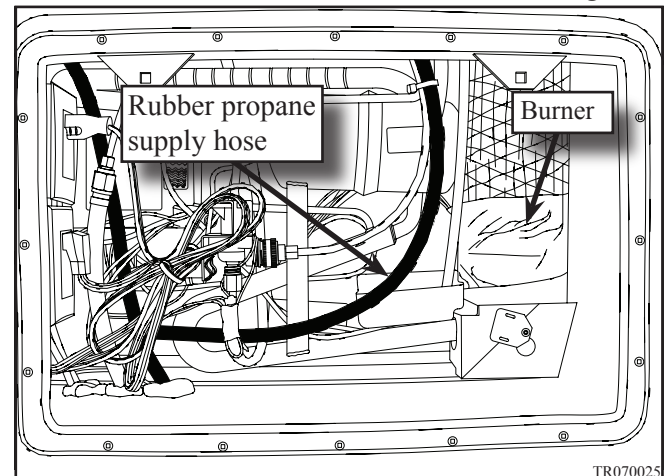


Figure 2

NOTE: Only qualified service personnel should perform maintenance or repairs to the propane system. Always use standard shop safety practices when working with propane gas systems.

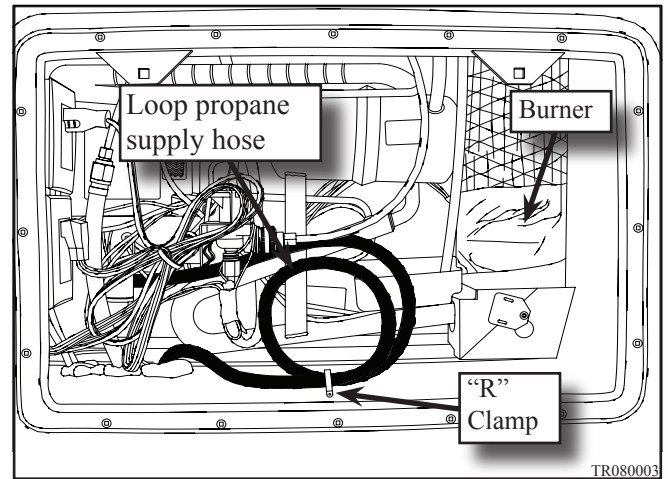


Figure 3

Hose Securing Procedure:

1. If no damage is present, gently pull the excess slack from the propane supply hose and use a rubber coated "R" clamp to secure it to the cabinet floor as far from the burner as possible.

Note: If the propane supply hose has too much excess hose to safely secure, coils may be looped into the line and secured to the cabinet floor with a rubber coated "R" clamp (*Figure 3*).

Hose Replacement Procedures:

1. Locate the propane tank and shut off the supply valve.
2. Use the stove to burn off any residual propane from the system.
3. Locate the coach end of the propane supply hose and disconnect it from the main supply pipe.
4. Remove the propane supply hose from the refrigerator propane gas valve.
5. Remove old propane supply hose and install new hose.
6. Connect the new propane supply hose to the refrigerator. Leave only enough hose in the refrigerator cabinet to attach it to the gas valve.
7. Connect the new propane supply hose to the main supply pipe on the coach end.
8. Secure any excess propane supply hose at the coach end.
9. Double check all connections and perform all necessary propane system safety checks.
10. Verify proper operation of the refrigerator.

NOTE: If the propane supply hose is not being replaced the clamp and screw may be obtained locally. The clamp must be a rubber coated metal clamp.

Parts: Order Kit #

2006 Model Year

USA • 08V0980006

CANADA • 08-0676

2007 Model Year

USA • 08V0980007

CANADA • 08-0677

Kit Contains:

2006 Model Year

Qty	Description	Intergy #	E1 #
1	HOSE LP 1/4 IN. X 144 IN	18621551	33044
1	CLAMP .750 STL/VYL COAT G-12	08408603	242784
1	SCREW 8X1 RD WH QUAD FAST SBZ	11301605	70433

2007 Model Year

Qty	Description	Intergy #	E1 #
1	HOSE LP .25INX 180 IN BLK	18622296	273633
1	CLAMP .750 STL/VYL COAT G-12	08408603	242784
1	SCREW 8X1 RD WH QUAD FAST SBZ	11301605	70433

Warranty: Submit a warranty claim form for each unit inspected/repared and use the following labor time and code. Please record all old and new Make, Model and Serial numbers of inspected and/or repaired/replaced components on the warranty claim form.

Labor Operation Codes:

Inspect Hose:

USA • Intergy - 22A619NFRC • E1 - 22A619RC

CANADA • Intergy - 22A719NFRC • E1 - 22A719RC

Labor Hours: .2

Secure Hose:

USA • Intergy - 22A801FCRC • E1 - 22A801RC

CANADA • Intergy - 22A901FCRC • E1 - 22A901RC

Labor Hours: .5

Replace Hose:

USA • Intergy - 22B002FLRC • E1 - 22B002RC

CANADA • Intergy - 22B102FLRC • E1 - 22B102RC

Labor Hours: 1.5

Monaco Coach Corporation

RECALL PARTS PURCHASE ORDER

Recall Number
United States • 08V098000
Canada • 08-067
Monaco File R06030
Refrigerator Propane Supply Hose Routing & Securement

Confirming Order Number: _____

Date: _____

Ship To: _____

PO Number: _____

Part: Order Kit #

2006 Model Year

USA • 08V0980006

CANADA • 08-0676

(Please indicate kit needed.)

2007 Model Year

USA • 08V0980007

CANADA • 08-0677

(Please indicate kit needed.)

Kit contains: Refer to Recall Parts Kit Breakdown page.

Customer Name: _____

Serial Number(s): _____

All parts will be shipped UPS ground unless other arrangements are made in advance.
FAX TO: 1-800-498-9478

MONACO COACH CORPORATION
P.O. Box 465 Wakarusa, IN 46573
606 Nelsons Parkway Wakarusa, IN 46573

Monaco Coach Corporation

RECALL PARTS KIT BREAKDOWN

Recall Number
United States • 08V098000
Canada • 08-067
Monaco File R06030
Refrigerator Propane Supply Hose Routing & Securement

NOTE: If the propane supply hose is not being replaced the clamp and screw may be obtained locally. The clamp must be a rubber coated metal clamp.

2006 Model Year

Qty	Description	Intergy #	E1 #
1	HOSE LP 1/4 IN. X 144 IN	18621551	33044
1	CLAMP .750 STL/VYL COAT G-12	08408603	242784
1	SCREW 8X1 RD WH QUAD FAST SBZ	11301605	70433

2007 Model Year

Qty	Description	Intergy #	E1 #
1	HOSE LP .25INX 180 IN BLK	18622296	273633
1	CLAMP .750 STL/VYL COAT G-12	08408603	242784
1	SCREW 8X1 RD WH QUAD FAST SBZ	11301605	70433

All parts will be shipped UPS ground unless other arrangements are made in advance.
FAX TO: 1-800-498-9478

MONACO COACH CORPORATION
P.O. Box 465 Wakarusa, IN 46573
606 Nelsons Parkway Wakarusa, IN 46573



March 20, 2008

VEHICLE SAFETY DEFECT SERVICE BULLETIN
Recall Campaign No. 08V098000
Monaco File R06030

Re: Safety Recall – LP Rubber Hose on Refrigerator

Dear Owner:

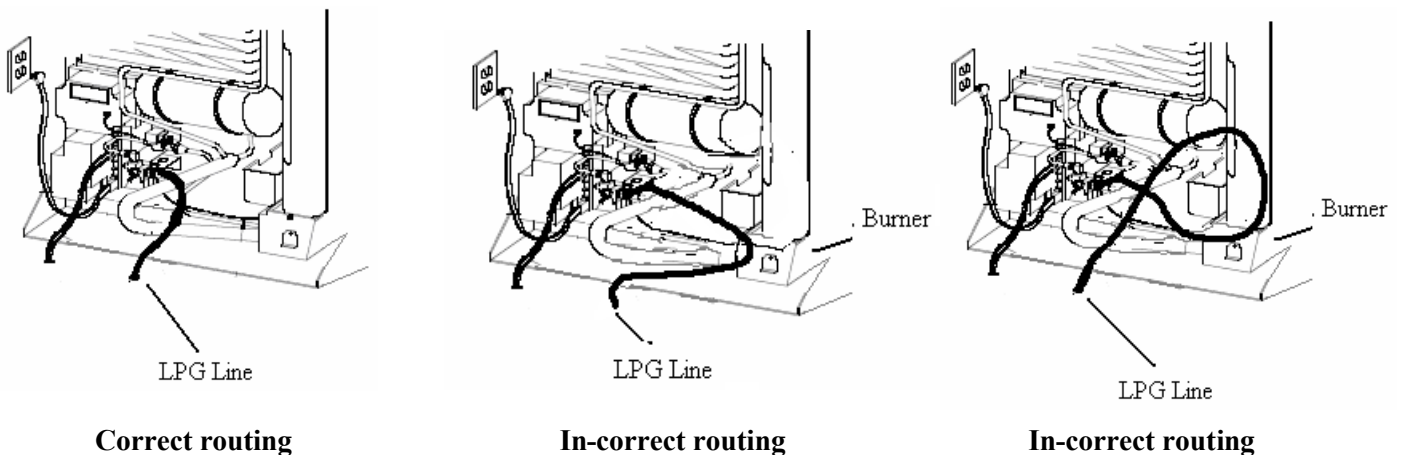
This notice is sent to you in accordance with the requirements of the National Traffic and Motor Vehicle Safety Act.

Monaco Coach Corporation has decided that a defect which relates to motor vehicle safety exists in certain 2006-2007 Monaco Camelot and Holiday Rambler Scepter Class A motorhomes manufactured from August 4, 2005 through June 5, 2006.

According to our information, your unit identified on the enclosed form is affected. *Federal law requires that any vehicle lessor receiving this recall notice must forward a copy of this notice to the lessee within ten days.*

The rubber LP supply hose to the back of the refrigerator may have extra length of hose that was left inadvertently in the back of the refrigerator compartment. This only affects motorhomes with the refrigerator in the slide out. This extra hose should have been pulled back by the main house connection and secured. This extra hose potentially can be damaged by heat from the burner tube if the hose comes in contact with the burner flue. The consequence is if the hose is in contact with the burner flue for an extended period of time, the hose can melt causing an LP leak with the possibility of a fire. As a precautionary measure, Monaco Coach Corporation has elected to perform this voluntary safety recall campaign.

The remedy will include securing the hose or replacing the hose if and as needed after inspection. If you would like to perform the inspection to determine if your motorhome requires any repairs or is not affected, you may do so. This inspection will involve (1) opening the exterior refrigerator access cover, (2) visually inspecting the location and routing of the black LP rubber supply hose and (3) confirming that there is not an excess of hose creating a potential to be affected by the heat of the burner flue (see diagrams below). If the LP supply hose is a copper line, it is not affected. If you don't feel comfortable performing the inspection, shut off the supply of gas at the LPG tanks and contact your local Monaco Coach Corporation dealer to make an appointment. *If the LP supply hose is not in close proximity to the burner flue, please return the recall notification card stating as such with signature and date inspected.*



The recall repair will be performed at no cost to you. If you have already encountered the defect which is the subject of this letter, and had it corrected prior to receiving this letter, you may be eligible for reimbursement for your remedy costs.

You may contact your Monaco Coach Corporation dealer to arrange for a service appointment. Instructions for making this correction have been sent to your dealer and parts are readily available.

The labor time necessary to perform this recall campaign is approximately 0.75 hours. Please contact your dealer to schedule an appointment and delivery of the appropriate parts.

The vehicle owner is responsible for having this service action performed. Monaco Coach Corporation specifically excludes coverage of incidental damages that may result from failure to have this recall performed. Please have this recall performed as soon as possible.


The enclosed Recall Notification Form identifies your motorhome and will serve as an authorization and claim form to have the correction made. Presentation of this form to your dealer will assist in making the necessary correction in the shortest possible time. *If you have sold or traded your vehicle, or for any reason cannot have this recall service performed, please let us know by completing the postage paid reply card and returning it to us promptly.*

Your Monaco Coach Corporation dealer is best equipped to provide service to ensure your motorhome is corrected as promptly as possible. If, however, you take your unit to your dealer on the agreed service date and the dealer does not remedy this condition on that date or within three (3) days, please call our toll free recall hotline at (800) 685-6545 or our toll free number for Customer Service at (877) 466-6226.

If, after contacting your dealer, and the recall assistance service line, you believe Monaco Coach Corporation has failed or has been unable to remedy the noncompliance without charge or there has been an unreasonable delay in securing the remedy, you may submit a complaint to the Administrator, National Highway Traffic Safety Administration, 1200 New Jersey Avenue SE, Washington, DC 20590; or call the toll-free Vehicle Safety Hotline at 1-888-327-4236 (TTY:1-800-424-9153); or go to <http://www.safercar.gov>.

We apologize for any inconvenience that this may cause you. However, we have taken this action in the interest of your safety and continued satisfaction with your Monaco Coach Corporation motorhome.

Sincerely,

A handwritten signature in black ink, appearing to read "Michael R. Becker". The signature is fluid and cursive, with a long horizontal stroke at the end.

Michael R. Becker
Customer Service Manager
Monaco Coach Corporation

mb/ma