

# VOLKSWAGEN

GROUP OF AMERICA

John Maddox NAME  
Product Compliance Officer Title  
Product Compliance Department  
248-754-5262 Phone  
248-754-5093 Fax  
February 21, 2008 Date

Ms. Patricia Wallace  
Recall Analyst for Safety Assurance  
National Highway Traffic Safety Administration  
Attn: Recall Management Division (NVS-215)  
U.S. Department of Transportation  
1200 New Jersey Avenue, S.E.  
Washington, DC 20590

VOLKSWAGEN GROUP OF AMERICA, INC  
3800 HAMLIN ROAD  
AUBURN HILLS, MI 48326  
PHONE +1 248 754 5000

**Subject: Recall Campaign 70D1/JX (08V-064)**

Dear Ms. Wallace:

Pursuant to the requirements set forth in Part 573.6 of Title 49 of the Code of Federal Regulations, we are submitting three (3) copies of the following communications for recall campaign 70D1/JX (08V-064):

- Dealer Notification
- Work Procedure
- Accounting Procedure


If you have any questions or require additional information please contact Chris Sandvig at 248-754-5563 or Maria Cotter at (248) 754-4856.

Sincerely,



John Maddox  
Product Compliance/TREAD Officer  
Service and Quality

Enclosures





Audi of America, Inc.

February 14, 2008

Dealer Code: 123456

**Subject: Safety Recall JX  
2008 Model Year Audi TT Coupe  
Replace C-Pillar Trim Cover Clip**

Audi of America, Inc.  
3800 Hamlin Road  
Auburn Hills, MI 48326  
United States of America  
[www.audiusa.com](http://www.audiusa.com)

Dear Audi Dealer:

The purpose of this letter is to inform you of a Stop Sale Directive regarding the 2008 Audi TT Coupe. You must refrain from selling, leasing, or delivering 2008 model year Audi TT Coupe vehicles as listed below because these vehicles were produced with C-pillar trim cover clips that do not provide adequate retention. In the event of a deployment of the rear pyrotechnic safety belt, the C-pillar trim cover may become detached from the sheet metal due to low retention force of the trim clip. The detached trim cover could pose a risk of personal injury for vehicle front seat occupants.

**Federal law prohibits any person from knowingly selling, or offering for sale, any motor vehicle that may contain a defect, which relates to motor vehicle safety. It is therefore imperative that any vehicle in your inventory that is affected by this recall be corrected prior to delivery for sale or lease. The required repair procedure must be performed on each affected vehicle BEFORE IT IS SOLD. This action is MANDATORY under Federal law.**

The current parts situation allows us now to provide you with parts to remedy affected vehicles in dealer stock. To ensure you may clear the Stop Sale Directive as rapidly as possible, Audi of America has established a special team to handle parts logistics. Campaign parts for in-stock inventory vehicles will be allocated directly from Auburn Hills to your dealership. Should you have any specific question regarding parts availability, please contact the number as stated below. The following chart identifies vehicles by VIN that are currently in your inventory as well as the number of packages you will receive to conduct the remedy:

VIN	Packages
XXXXXXXXXXXXXXXXXXXX	1
Total	1

Each package will be labelled with the VIN number, the part number, and also your dealer code. **Please ensure that you have a correctly labelled package (with your dealer number) and that you match each package with the correct VIN out of your dealer stock.** Inside the package you will find the parts for the rework, the repair description, and the claim information.



Effective on March 7, 2008, all affected 2008 model year Audi TT coupe vehicles in dealer stock will show open in ElsaWeb for safety recall campaign JX. At that time, please claim your work per instructions you find packaged with the parts. Please be assured that you will be reimbursed with the typical warranty and campaign margin.

Once you have reworked your dealer stock vehicles, please fill out the fax sheet that accompanies this letter and confirm by VIN that you have performed the repair on each of the listed cars in your dealership. Send the fax immediately upon completion to fax number 1-248-754-6522, so that we are able to track which cars have had the recall campaign performed. This is essential, not only to your performance of your obligations under Federal law, but also to ensure that the ultimate retail purchasers of these vehicles do not receive a recall notice unnecessarily.

Thank you for your cooperation and assistance in this important matter. If you have questions regarding this action, please contact Audi Product Compliance at 1-800-741-2919.

Sincerely,

Audi Product Compliance



FAX

To Audi of America, Inc.  
Fax 1-248-754-6522

From .....  
..... Dealership Number  
..... Name Service Manager  
..... Address  
.....  
..... Tel  
..... Fax

Dealer Code: 12345

**Subject: Model Year 2008 TT Coupe - Safety Recall Campaign JX  
Confirmation of Repairs to Dealer Stock Cars**

Dear Madam or Sir:

We hereby inform Audi of America, Inc. that we have completely and properly performed Safety Recall Campaign JX on each of the below listed vehicles in our dealership inventory and that such campaign was performed on each prior to its retail sale and delivery:

VIN	Campaign Performance Date	Service Manager Signature
XXXXXXXXXXXXXXXXXX		

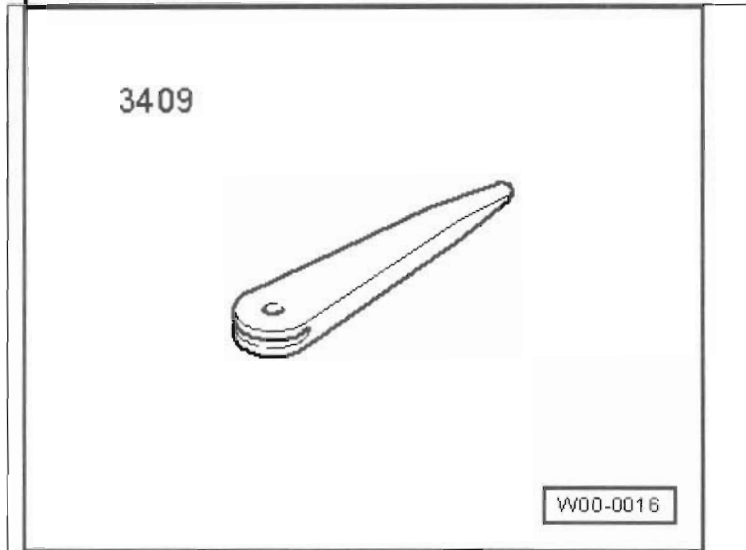
Sincerely,

Service Manager Signature

**Parts:**


<u>Quantity</u>	<u>Part Number</u>	<u>Part Name</u>
2	8P0 867 276 B	Retaining clip

**Special Tools:**



- Trim Removal Wedge -3409-

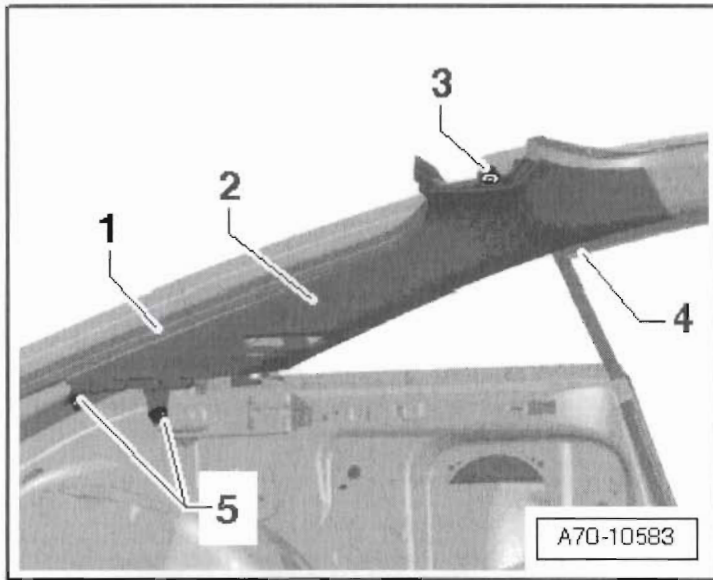
**Section A – Remove C-Pillar trim**




**Note:**

- ◆ *To prevent damage, ensure vehicle interior is at room temperature before removing trim panels.*
- Fold front seat backrest forward and move front seats as far forward as possible as they will go to gain access to rear seat
- ⇐ Unclip roof panel trim -1- with Trim Removal Wedge -3409-

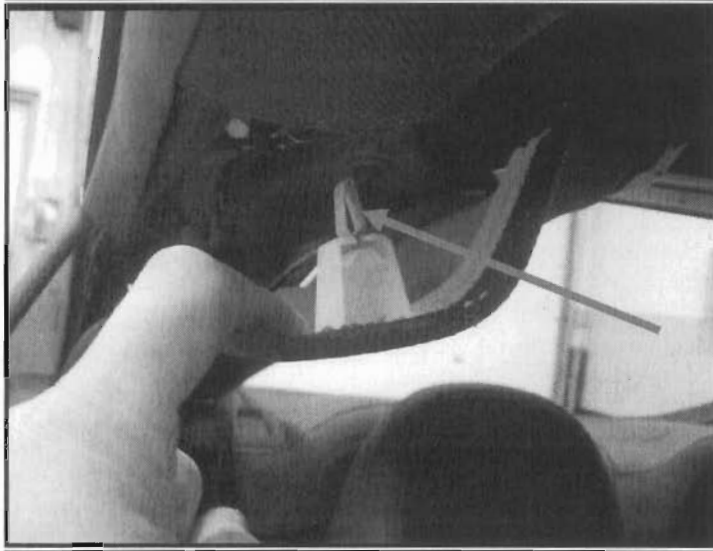




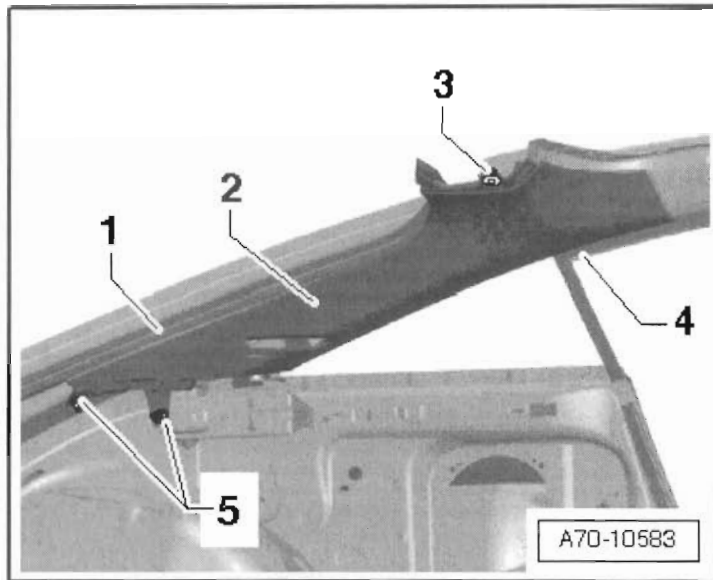
⇐ Remove expanding clip -3- on C-pillar trim




⇐ Using Trim Removal Wedge -3409- detach C-pillar trim and pull downward at front of trim -arrow- (right side shown, left side similar)




⇐ Remove clip at front of C-pillar trim and discard. Install new clip (8P0 867 276 B) on C-pillar trim (right side shown, left side similar)



⇐ Reinstall expansion clip -3- into C-pillar trim



⇐ Reinstall C-pillar trim and ensure door weatherstrip seal is placed over trim cover



⇐ Install roof panel -1- into roof of vehicle

- Stretch rear lid seal lip -2- over roof panel trim -1-

**WORK IS COMPLETE**

### **Claim Entry Procedure**

After March 7, 2008, enter the correct codes listed below into SAGA for claiming. Do not claim prior to this date as claim will not be accepted due to the fact that vehicles will not be activated in the recall system until March 7, 2008.. To help ensure prompt and proper payment, attach the screen print to the repair order. If you have any questions, please contact Audi Product Compliance at (800) 741-2919.

### **SAGA Claim Entry Procedure**

<b>Service No.:</b> 70D1			
<b>Damage Code:</b> 0099			
<b>Parts Manufacturer -</b> Removed part: 002			
<b>Claim Type</b>			
Sold vehicle = 7 10			
Unsold vehicle = 7 90			
<b>Criterion Code</b>	<b>Repair Operation</b>	<b>Damage Code</b>	<b>Time Units</b>
8J	Install new clip	70 68 56 99	60 TU
<b>Quantity</b>	<b>Designation</b>	<b>Part Number</b>	
2	Clip	8P0 867 276 B	

<b><u>If Customer Refuses Repairs:</u></b> Fax the Repair Order to VVoA at (248) 754-5093 and provide VIN, applicable Service Number, Customer Information, Dealer Number, and Date.
---