



Subject: Rexhall Dometic Refrigerator Recall
NHTSA Recall # 07-417

Dear Valued Customer:

This notice is sent to you in accordance with the requirements of the National Traffic and Motor Vehicle Safety Act.

REASON FOR THIS RECALL

Rexhall has decided that a defect which relates to motor vehicle safety exists in certain vehicles it manufactured equipped with Dometic refrigerators. This decision was based on information provided by Dometic Corporation that a defect exists in some of the refrigerators that Dometic manufactured between April 1997 and May 2003 for installation in recreational vehicles. Rexhall installed these refrigerators in recreational vehicles that it manufactured from April 1997 to May 2003.

The Problem:

A fatigue crack can develop in the boiler tube of the identified refrigerators, which can permit the release of pressurized coolant solution. If this solution is exposed to an ignition source under certain specific circumstances, it can result in a vehicle fire.

Affected Units:

The potentially affected refrigerators have the following model numbers:

NDR1062, RM2652, RM2662, RM2663, RM2852, RM2862, RM3662, RM3663, RM3862, RM3863

The possibly affected units have serial numbers beginning with the following combinations:

713xxxxx through 752xxxxx

801xxxxx through 852xxxxx

901xxxxx through 952xxxxx

001xxxxx through 052xxxxx

101xxxxx through 152xxxxx

201xxxxx through 252xxxxx

301xxxxx through 319xxxxx

If you own one of the above units, it requires immediate service and continuing use could pose a potential safety hazard.

Handwritten initials: "H" and "03"

WHAT WE WILL DO

Rexhall in cooperation with Dometic, will provide owners of all covered refrigerators a rework for the potential defect at no charge for parts or labor. The rework consists of secondary burner housing, a thermal fuse and a melt fuse.

WHAT YOU SHOULD DO

How Do I Know If My Refrigerator Is Being Recalled?

- 1) Find your refrigerators' model and serial numbers by opening the refrigerator door and looking for the sticker attached to the side wall of the interior. See the photo instructions included in this mailing for the exact location of the sticker.
- 2) Call **1-888-446-5157** or go to **www.DometicUSA.com** to confirm if your refrigerator is affected by the recall.

What to Do:

- 1) **Turn the refrigerator off immediately if you notice any of the following indicators:**
 - Leakage or staining at the back of the refrigerator.
 - Yellow residue at the back or sides of the refrigerator.
 - The smell of ammonia.
 - Refrigerator does not properly cool.

Any unit found to have one or more of the characteristics mentioned above MUST be shut down and not operated until the unit is fixed and the recall rework administered.

For any unit that does fall within the recall population, but does not exhibit any of the four indicators mentioned in #1, consider the following:

- 2) Do not operate your refrigerator on LP gas. Switching to electric power lowers the incident rate associated with LP gas. If you own a 3-way refrigerator, running the unit on 12-volt power carries the least risk of all. 3-way refrigerators have model numbers that end in "3".

Dometic recommends that the unit not be operated on electric unless absolutely necessary until your unit has been serviced. **If you choose to operate your unit on electric prior to the recall rework, you must inspect the burner area weekly for any of the indicators referenced in number 1 above.**

- 3) Dometic recommends that you turn off the gas valve at the back of your refrigerator. **DO NOT**, however, attempt to disconnect the gas supply. Instructions on how to turn off the gas valve are included in this envelope.
- 4) If you must operate your refrigerator on electric, **DO NOT** operate your refrigerator while in transit or while occupants are asleep.

- 5) The rework kit is available. Please call your preferred service center to set up an appointment. For help in locating a service center, or for the most up-to-date recall information, call 1-888-446-5157.

Please do not simply go to a dealer or service center without an appointment, since some facilities will not be performing this work, and the ones that are doing the work will need to obtain the appropriate parts from us. Please bring this letter with you at the time of your scheduled service.

- 6) If the repair facility fails or is unable to rework this noncompliance without charge and within a reasonable time, please contact us at the number provided above so we can attempt to resolve the problem. You may also submit a written complaint to the Administrator, National Highway Traffic Safety Administration, 1200 New Jersey Avenue, SW, Washington, DC 20590; or call the toll-free Vehicle Safety Hotline at 1-888-327-4236 (TTY: 1-800-424-9153); or go to <http://www.safercar.gov>.
- 7) If you previously paid to repair or replace a Dometic refrigerator that failed due to this defect, you can be reimbursed for your costs pursuant to Dometic's Pre-Notification Reimbursement Program. To be eligible for reimbursement under that Program, you must complete and submit the required form and provide the necessary documentation. The Program and form can be obtained by calling 1-888-446-5157.

If You No Longer Own This Recreational Vehicle:

If you are no longer the owner of the recreational vehicle, we would greatly appreciate you furnishing us with the name and address of the new owner by calling 1-888-446-5157.

You May Receive More Than One Mailing In Regards To The Recall:

To reach as many customers as possible Rexhall and Dometic will each send notifications in regards to this recall. Be advised that though you may receive multiple notifications, all pertain to this same, single recall.

Your safety and satisfaction with your Rexhall product are important to us and we regret any inconvenience to you.

Sincerely,

Rexhall

444
5157

SERIAL NUMBER/GAS VALVE INSTRUCTIONS

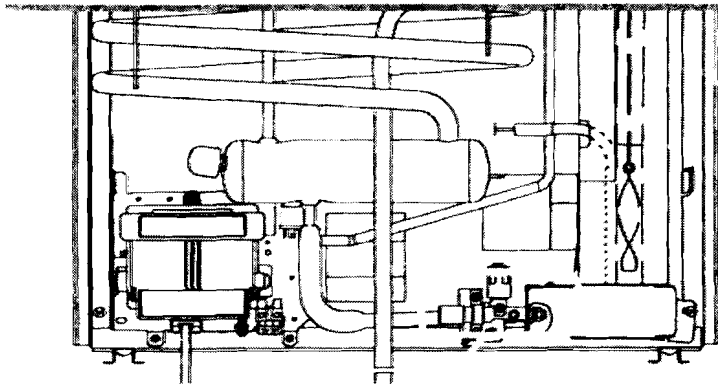

RECALL 06E-076

Where to find the serial and model numbers on your Dometic refrigerator

The serial and model numbers are both located on a sticker inside the fridge door. *It could be on either side of the interior.*



Remember, the model number starts with RM or NDR, and the serial number is 8 digits long.

Insert 3
Full Color
Simplex



How to close the gas valve on your Dometic refrigerator

The manual gas valve is located at the back of your refrigerator near the floor as seen in the diagram to the left. Access the back of your refrigerator by removing the vent on the side of your coach. The vent will look like one of the two following illustrations:



The gas valve is opened and closed by adjusting a screw. To close the valve, use either your fingers or a flat-head screwdriver to turn the screw 1/4 turn clockwise.



Open

Turn Clockwise

Closed

The valve is closed if the flathead slot in the screw runs up and down. The valve is still open if the flathead slot in the screw runs side to side.

4-
0-0-0

→ LABEL

DOMETIC / STERICYCLE
2670 EXECUTIVE DR STE A
INDIANAPOLIS, IN 46241



N15460475D1668-202729

ANY BUSINESS NAME
ATTN: VALUED CUSTOMER
ANY STREET
ANY CITY, XX 12345
US

#4
C-355

Red

