



Service Bulletin

American Honda Motor Co., Inc.

SAFETY RECALL

2006-2007 CBR1000RR Fuel Tank Inspection/Replacement

(This supersedes CBR1000RR #4, dated December 2007)

Honda Motor Co., Ltd. has determined that a defect related to both motor vehicle safety and emissions exists in certain 2006-2007 model year CBR1000RR motorcycles. Affected 2006-2007 CBR1000RR motorcycles may have an improper fuel tank breather tube weld.

Due to vibration, the improper weld may crack and drip fuel.

Safety Consequence

In the presence of an ignition source, fuel dripping from a crack in the vent pipe weld poses a risk of fire or explosion.

Emissions Consequence

Fuel dripping from a crack in the air vent pipe weld will cause the motorcycle to emit strong fuel vapors into the atmosphere and the unit will no longer meet state regulations. The unit may fail a state or local emissions inspection if this recall repair is not completed. It is important that the unit meet the emissions regulations.

NOTE: California dealers refer to the CALIFORNIA DEALERS ONLY section of this Service Bulletin.

AFFECTED UNITS

2006 CBR1000RR

JH2SC570*6M200004 - JH2SC570*6M213002
JH2SC571*6M200008 - JH2SC571*6M201661

2007 CBR1000RR

JH2SC570*7M300001 - JH2SC570*7M308281
JH2SC574*7M300001 - JH2SC574*7M301073
JH2SC571*7M300001 - JH2SC571*7M301247
JH2SC575*7M300001 - JH2SC575*7M300203

(*) denotes check digit

CUSTOMER NOTIFICATION

American Honda is sending a letter to owners of all affected 2006-2007 CBR1000RR models, advising them to take their motorcycle to a Honda Motorcycle dealer to have the Safety and Emissions Recall procedure performed.

Your assistance is needed to ensure your CBR1000RR customers are informed of this Safety Recall. A copy of the customer letter is reproduced on pages 6-8 of this Service Bulletin.

DEALER INVENTORY

According to federal law, any affected units in your new or used inventory cannot be sold or leased until they are repaired. Refer to the REPAIR VERIFICATION and REPAIR PROCEDURE sections of this Service Bulletin.

REPAIR VERIFICATION

Before you begin the repair procedure, check if the repair has been performed on the unit. See the IDENTIFICATION section of this Service Bulletin for more details.

- If there is a punch mark – No further action is necessary.
- If there is no punch mark – The unit has not been repaired, and you must proceed with the INSPECTION/REPAIR PROCEDURE section of this Service Bulletin.

NOTE: Repair verification may also be found in the Dealer Responsibility Report and on *IN*.

If you have any questions about repair verification, please contact your DSeM or Warranty Assistance at (800) 421-1900, option 7.

INSPECTION/REPAIR PROCEDURE

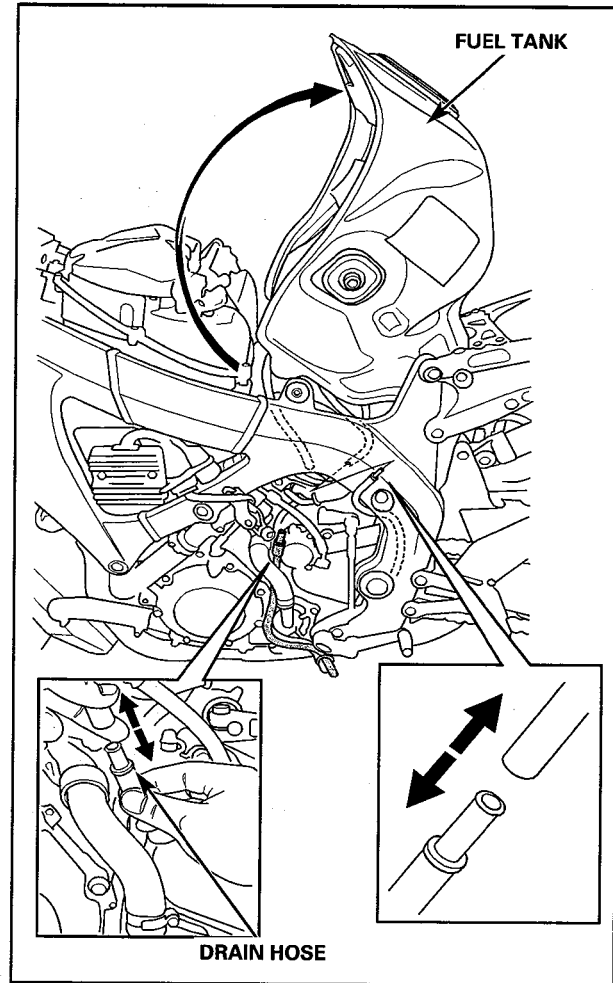
Make sure the ignition is OFF.

1. Remove the following parts:

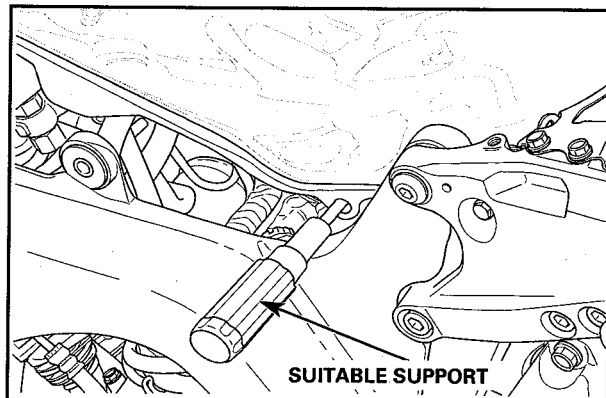
- Seat
- Fuel top shelter

Refer to the *2004-2007 CBR1000RR Service Manual* for specific removal instructions.

2. Remove the fuel tank front mounting bolts.
3. Disconnect the fuel tank drain hose and breather hose (AC type only) from the hose joint and lift the fuel tank as shown.



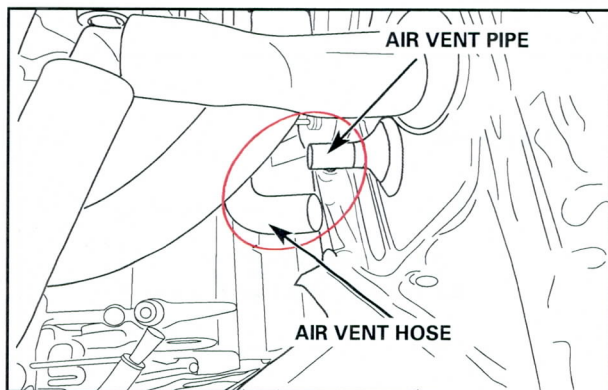
4. Support the fuel tank using a suitable support.



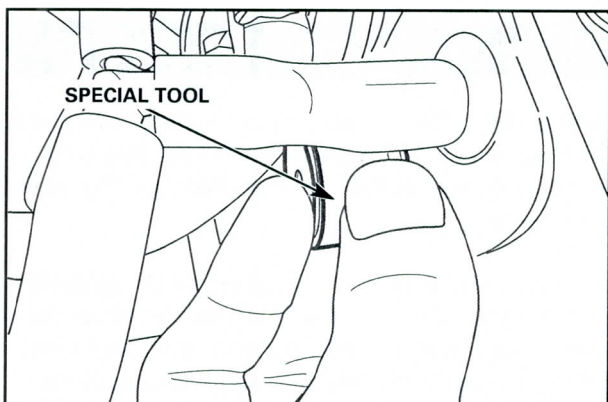
INSPECTION

Use the special tool to confirm if the fuel tank should be replaced.

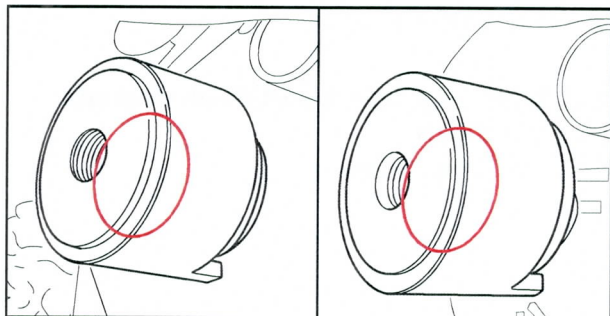
5. Remove the air vent hose from the fuel tank.



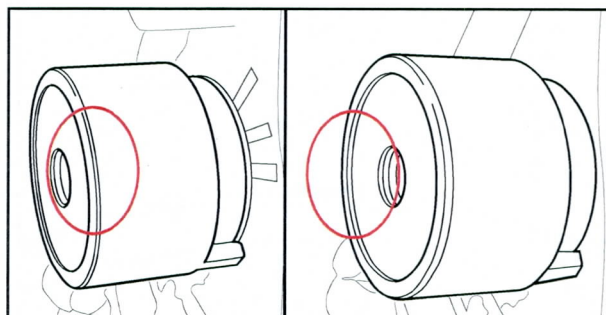
6. Position the special tool tightly over the fuel tank air vent pipe.



• If the inner piece is higher than the outer piece as shown in both images below, proceed with the FUEL TANK REPLACEMENT.



• If the inner piece and outer piece are of the same height or the inner piece is lower than the outer piece as shown below, the fuel tank is not defective. Do not replace the fuel tank.



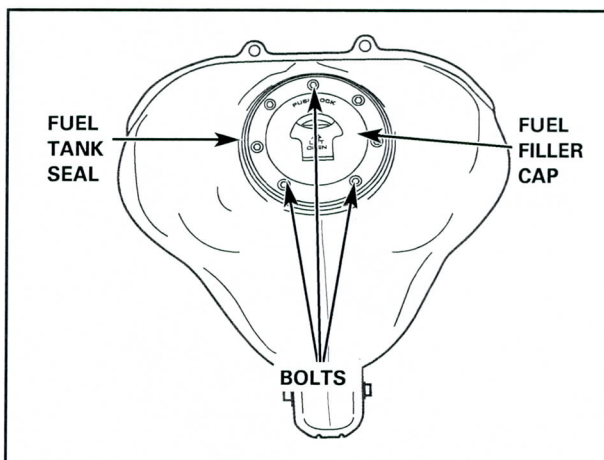
NOTE: If you have difficulty making a judgment, call TechLine.

FUEL TANK REPLACEMENT

7. Remove the fuel tank. Refer to page 6-82 of the 2004-2007 CBR1000RR Service Manual for specific instructions.

8. Remove the three bolts, open the fuel filler cap, and remove it from the fuel tank.

9. Remove the fuel tank seal.

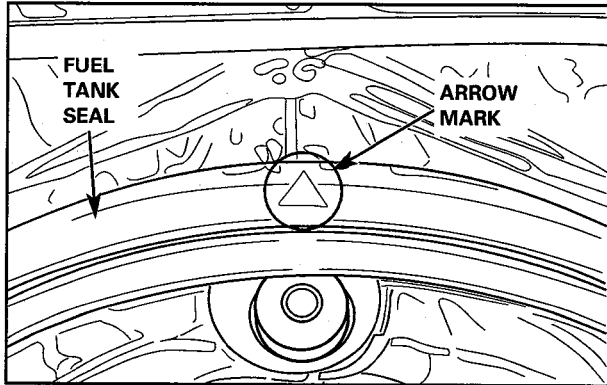


10. Re-install the fuel pump unit, fuel filler cap, and the seal on the new fuel tank.

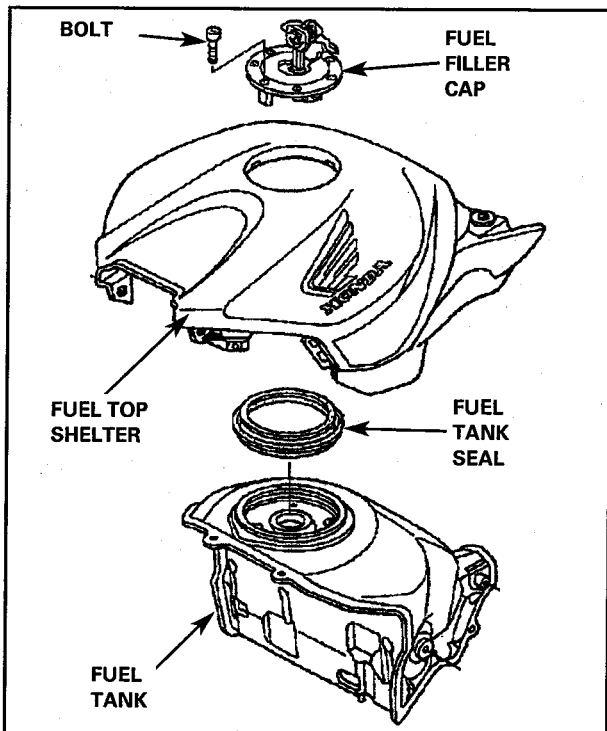
**Fuel filler cap bolt torque:
1.8 N·m (0.18 kgf·m, 1.3lb·ft)**

CBR1000RR #4
REVISED: MARCH 2009

NOTE: Before installing the fuel filler cap, be sure to install the fuel tank seal on the new fuel tank with the arrow mark facing toward the front of the motorcycle.

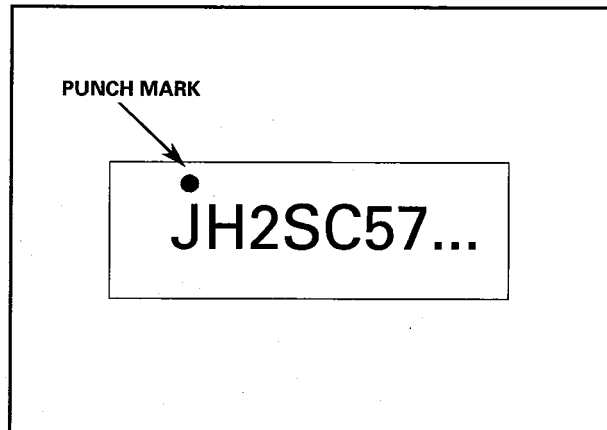


- 11. Install the new fuel tank.
- 12. Re-install the fuel top shelter, and the seat. Refer to the *2004-2007 CBR1000RR Service Manual* for specific installation instructions.



IDENTIFICATION

After you have completed the REPAIR PROCEDURE, apply a punch mark above the first digit of the VIN located on the right side of the steering head.



CLAIM INFORMATION

This Safety Recall will be in effect until all affected units have been repaired according to this Service Bulletin, regardless of the date of purchase.

Normal warranty claim submission requirements apply. After completing the Service Bulletin repair procedure, submit one warranty claim per unit with the following information:

WARRANTY CLAIM TEMPLATE:

Fuel Tank Inspection and OK

Template: Q67A
Flat Rate Time: 0.6 hour

Fuel Tank Inspection and Replacement

Template: Q67B
Flat Rate Time: 1.0 hour

PARTS INFORMATION

Initial required parts have been automatically sent to dealerships with large numbers of affected units on the dealer responsibility report.

For additional parts, or dealers not automatically sent parts in the first wave, open ordering will begin Monday, December 10.

REQUIRED PARTS:

Set, Fuel Tank

P/N: 06170-MEL-306

H/C: 8859126

The kit includes the following parts:

Part Name	Part No.	Qty.
Set, Fuel Tank	17520-MEL-D21	1
Packing, Base	17574-MEE-000	1
Washer, Sealing 12 mm	90428-PD6-003	2

REQUIRED SPECIAL TOOL:

The required vent tube inspection special tool was sent to you on 12/5/07. Please check with your Service Manager before re-ordering the tool.

Vent Tube Inspection Tool

P/N: 070MJ-MEL0100

H/C: 8866238

CALIFORNIA DEALERS ONLY

The California Air Resources Board (CARB) requires vehicle emission recalls to be completed prior to California registration renewal.

Uncorrected emission recalls will result in the inability of affected owners to renew their California vehicle registration.

After completing the inspection and/or repair, and stamping the VIN with a punch mark, all California dealers must issue a completed Vehicle Emission Recall – Proof of Correction certificate to the vehicle owner.

California dealers will receive the Proof of Correction certificate(s) with this Service Bulletin.

If you need more certificates, order from Helm, Inc. using reorder number #S0425.

NEW

Fill in the appropriate information on the certificate and give it to the customer. (See the sample below.)

NOTE: It is critical that you write down **Q67** as the Recall Number.

The certificate may be requested by the California Department of Motor Vehicles at the time of vehicle registration renewal.

Vehicle Emission Recall - Proof of Correction				
License Number	Make	Year Model	Body Type	Vehicle Identification Number <div style="border: 1px solid black; display: flex; justify-content: space-between; height: 20px; width: 100%;"></div>
Manufacturer _____		Recall Number _____		
The above described vehicle has been repaired, modified and/or equipped with new emission control devices to meet applicable California Emission Control Laws.				
Dealer's Name _____		Address, City, State and Zip _____		
Date _____	Dealership's Authorized Signature _____			
_____ X Return this certificate to DMV <u>only</u> when required - otherwise retain for your records.				

TEXT OF CUSTOMER LETTER

December 2007

IMPORTANT SAFETY AND EMISSIONS RECALL NOTICE

Dear CBR1000RR Owner:

This notice is sent to you in accordance with the requirements of the National Traffic and Motor Vehicle Safety Act and the California Air Resources Board.

What is the reason for this notice?

Honda Motor Co., Ltd. has decided that a defect that is related to both motor vehicle safety and emissions regulations exists in certain 2006-2007 model year CBR1000RR motorcycles. Some 2006-2007 CBR1000RR motorcycles have an improperly welded vent pipe in the bottom of the fuel tank. Due to vibration the improperly welded tanks may crack and drip fuel.

Safety Consequence

In the presence of an ignition source, dripping fuel poses a risk of fire or explosion.

Emissions Consequence

Fuel evaporating into the atmosphere will result in the motorcycle no longer meeting regulations. Your motorcycle may fail a state or local emissions inspection if you do not have this recall repair done.

What should you do?

Please call your authorized Honda motorcycle dealer and make an appointment to have your CBR1000RR inspected. If necessary, a new fuel tank will be installed on your CBR1000RR free of charge. Although the repair will take less than one hour, please plan to leave your CBR1000RR for a day to allow the dealer flexibility in scheduling.

California Owners Only:

After completing the inspection/repair procedure, your dealer will give you a Vehicle Emission Recall – Proof of Correction certificate. Keep this certificate for your records as proof that the emissions recall was completed. Submit the certificate to the DMV only if the DMV requests it. The DMV will not renew your registration until this emissions recall has been completed. Please make sure the dealer completes and gives you the certificate.

Emissions Warranty:

In order to ensure your full protection under the emission warranty provisions, it is recommended that you have your CBR1000RR serviced as soon as possible. Failure to do so could be determined as lack of proper maintenance of your CBR1000RR.

Who to contact if you experience problems.

If you are not satisfied with the service you receive from your Honda dealer, you may write to:

American Honda Motor Co., Inc.
Motorcycle Customer Service
Mail Stop 100-4C-7B
1919 Torrance Blvd.
Torrance, CA 90501-2746
(866) 784-1870

TEXT OF CUSTOMER LETTER

If you believe that American Honda or the dealer has failed or is unable to remedy the safety defect in your vehicle, without charge, within a reasonable period of time (60 days from the date you first contact the dealer for a repair appointment), you may submit a complaint to:

Administrator
National Highway Traffic Safety Administration
1200 New Jersey Ave., SE
Washington, DC 20590

Or call the toll-free Vehicle Safety Hotline at 1-888-327-4236 (TTY: 1-800-424-9153), or go to <http://www.safercar.gov>.

What to do if you feel this notice is in error.

Our records show that you are the current owner of a 2006-2007 CBR1000RR involved in this campaign. If this is not the case, or the name/address information is not correct, please fill out and return the enclosed, postage-paid Information Change Card. We will then update our records.

If you have questions.

If you have any questions about this notice, or need assistance with locating a Honda dealer, please call Honda Motorcycle Customer Service at (866) 784-1870.

We apologize for any inconvenience this campaign may cause you.

Sincerely,

American Honda Motor Co., Inc.
Motorcycle Division

TEXT OF CUSTOMER LETTER

Use this form only if you have previously paid for this repair.

**Request For Reimbursement
2006-2007 CBR1000RR Fuel Tank Replacement**

If you meet the following qualifications, American Honda Motor Co., Inc. will reimburse you for the cost of the fuel tank replacement. No reimbursement will be made for other costs or repairs.

1. The vehicle must be a 2006-2007 CBR1000RR.
2. The repair must have been required due to the failure that is the subject of this recall. Crash damage or other unrelated repairs will not be reimbursed.

3. The previous fuel tank replacement must have occurred before 12/17/07.

4. You must have a repair bill showing itemized parts and labor costs, CBR1000RR model, year, VIN, name, address and phone number of the repair shop, and the date of the repair. There must be verification of payment, such as a copy of a cancelled check, cash receipt, or paid invoice.
5. To qualify for reimbursement, it is not necessary that you still own the affected 2006-2007 CBR1000RR, but you must have been the owner when the fuel tank was replaced. Only the owner at the time of the repair may request reimbursement. Do not request reimbursement for the expenses of any other owner.

IF YOU ARE QUALIFIED FOR REIMBURSEMENT:

Fill in the blanks; please print clearly.

Name: _____

Street Address: _____

City: _____ State: _____ Zip Code: _____

Telephone: _____

Vehicle Identification Number (VIN): _____

Total Amount Requested: _____

Mail this form together with a copy of your repair bill and verification of payment to:

American Honda Motor Co., Inc.
Customer Support, M/S 100-4C-7B
1919 Torrance Blvd.
Torrance, CA 90501-2746

Please allow 6–8 weeks for reimbursement processing.

This form is provided for dealer information and customer photocopies if needed.