



December 12, 2007

Mr. Daniel C. Smith  
Associate Administrator for Enforcement  
National Highway Traffic Safety Administration  
1200 New Jersey Ave. SE  
Washington, DC 20590

Re: 07V-476 All Document Submission

Dear Mr. Smith,

Enclosed you will find the final copies of all documents related to recall # 07V-476. Enclosed is a copy of Owner Notification Letter, a copy of the Owner Notification Envelope, a copy of the Dealer Notification Letter and a copy of the Service Bulletin.

If you have questions or need additional information please do not hesitate to give me a call. My direct phone # is (936)-564-8367 extension 237, Fax # (936)-564-0391.

Sincerely,

A handwritten signature in cursive script that reads 'Mark Harvey'.

Mark Harvey  
Director of Warranty Services  
Foretravel, Inc.

Enclosures:



Dear Foretravel Owner:

**This Notice is sent to you in accordance with the requirements of the National Traffic and Motor Vehicle Safety Act.**

**Reason for this Recall:** Foretravel, Inc. has decided that certain 2007 and 2008 model year Foretravel Phenix Motorhomes equipped with Driver Seats built with Air Ride Suspension and a V2500/V2000 ISS ADNİK/VILLA frame manufactured from August 10, 2006 through August 22, 2007, fail to conform to the requirements of Federal Motor Vehicle Safety Standard No. 207, "Seating Systems" and has initiated a voluntary safety recall campaign. This recall campaign has been initiated as the result of a recall notice furnished by seating manufacturer Villa International.

There is the potential that the lower slide rails of the driver seat air suspension can fail in the event of a vehicle crash, potentially leading to the separation of the seat from the seat pedestal which may lead to personal injury of the vehicle occupant(s).

**What We Will Do:** Foretravel, Inc. with the support of Villa International will repair all affected Driver Air Seat base assemblies which will include: Installation of two reinforcement tethers between the front of the seat pedestal and the top of the air suspension.

**What You Should Do:** Contact your nearest Authorized Foretravel Service Dealer as soon as possible for scheduling of the remedy. The labor time to perform this recall will take approximately one half (1/2) hour. However, additional time may be necessary, depending on how the service facility appointments are scheduled and parts availability. Please make the service department aware of additional service items allowing time for these as well.

If you have already experienced the problem described above and have paid to have it repaired, you may send your original receipts, and/or other adequate proof of payment along with any replaced parts to the following address for reimbursement: Foretravel, Inc. Customer Assistance Department, 1221 NW Stallings Drive, Nacogdoches, Texas 75964 Attention: Manager.

If you have a complaint relative to this campaign, you may report it to the following: Administrator, National Highway Traffic Safety Administration, 1200 New Jersey Avenue, SE., Washington, DC 20590; or call the toll-free Vehicle Safety Hotline at 1-888-327-4236 (TTY: 1-800-424-9153); or go to <http://www.safercar.gov>.

If you lease your vehicle, Federal Regulation requires that any vehicle lessor receiving this recall notice must forward a copy of this notice to the lessee within ten days.

As always we value your ownership, and we regret any inconvenience that this may cause you. We have taken this action in the interest of your safety and continued satisfaction with your Foretravel motorhome. If you have sold or traded your Foretravel, please let us know by e-mail at [warranty.director@foretravel.com](mailto:warranty.director@foretravel.com) or by calling 1-800-955-6226; Ext. 237.

Sincerely,

A handwritten signature in black ink that reads 'Mark Harvey'.

Mark Harvey  
Director of Warranty Services

R07V-476/own.ltr./11/29/07mwh



**FORETRAVEL  
MOTORCOACH**

1221 NW Stallings Drive • Nacogdoches, TX 75964

Mr. John Doe  
1445 Stratton Ave.  
Kansas City, MO 43679

**IMPORTANT SAFETY RECALL NOTICE**



November 30, 2007

**VEHICLE SAFETY DEFECT SERVICE BULLETIN**  
**NHTSA Recall Campaign # 07V476**  
**Foretravel File # R07V-476**

**Re: Safety Recall – Villa Isri Air Base Seat**

Dear Foretravel Motorcoach Dealer:

Foretravel Motorcoach has decided that certain 2007 – 2008 Foretravel Phenix Motorhomes manufactured by Foretravel Motorcoach between August 10, 2006 and August 22, 2007, fail to conform to the requirements of Federal Motor Vehicle Safety Standard No. 207, “Seating Systems” and has initiated a voluntary safety recall campaign. This recall campaign has been initiated as a result of a recall notice furnished to the National Highway Traffic Safety Administration by seating manufacturer Villa International, as described below.

A copy of the owner notification is enclosed.

The National Traffic and Motor Vehicle Safety Act provides that each vehicle that is subject to a recall campaign of this type must be adequately repaired within a reasonable time after the owner has tendered it for repair.

**THE ISSUE**

Foretravel Motorcoach was notified by Villa international that certain air ride driver seats with ISRI air suspension and a V2500/V2000 ISS ADNIK/VILLA frame manufactured by Villa International between July 2005 and September 17, 2007 fail to conform to Federal Motor Vehicle Safety Standard No. 207 “Seating Systems.” The lower slide rails of the air suspension can fail in the event of a vehicle crash, potentially leading to separation of the seat pedestal which may lead to personal injury of the vehicle occupant(s).

**AFFECTED COACHES**

There are a total of 12 Foretravel Manufactured vehicles involved. As listed below:

<u>VIN #</u>	<u>CUSTOMER</u>	<u>VIN #</u>	<u>CUSTOMER</u>
1F98DP4517N054820	Brame, Brock	1F98DP4527N054843	Parliament Coach
1F98DP4517N054848	ML Motorsports	1F98DP4537N054852	McGeehan, Carol
1F98DP4577N054854	Moffitt, Roy	1F98DP4597N054855	Resh, Ron
1F98DP4527N054857	Beattie, Alfred	1F98DP45X7N054864	Roepke, Richard
1F98DP4267N054866	Lebeau, Darrell	1F98DP4217N054869	Seedhouse, William
1F98DP4578N054872	Jackson, Johnny	1F98DP4037N054873	Saulten, Elliot

**THE REPAIR**

The remedy will involve the installation of two additional front tethers between the air ride adapter plate and the pedestal mount. Please review the enclosed service bulletin and repair instructions. If you have questions concerning the repair procedure, please contact our Technical Services Department toll free at 1-800-955-6226 option # 5.

**DEALER CAMPAIGN RESPONSIBILITY**


**Dealers with coaches in stock inventory MUST make sure this campaign is completed prior to delivery to the customer.**

When ordering parts for this recall please contact our parts distribution center (1-800-955-6226 option # 3) to have the part kit # **Villa Kit R07V476** shipped to your facility.

Enclosed with this dealer letter you will find a copy of the "Customer Letter" and "Service Bulletin" which includes detailed service instructions.

Warranty claims must be filed directly with Foretravel, Inc. When filing the warranty claim for the labor times or requesting further information use labor code # **R07V-476**.

Sincerely,

  
Mark Harvey  
Director of Warranty Services

Enclosures:



Dear Foretravel Owner:

**This Notice is sent to you in accordance with the requirements of the National Traffic and Motor Vehicle Safety Act.**

**Reason for this Recall:** Foretravel, Inc. has decided that certain 2007 and 2008 model year Foretravel Phenix Motorhomes equipped with Driver Seats built with Air Ride Suspension and a V2500/V2000 ISS ADNİK/VILLA frame manufactured from August 10, 2006 through August 22, 2007, fail to conform to the requirements of Federal Motor Vehicle Safety Standard No. 207, "Seating Systems" and has initiated a voluntary safety recall campaign. This recall campaign has been initiated as the result of a recall notice furnished by seating manufacturer Villa International.

There is the potential that the lower slide rails of the driver seat air suspension can fail in the event of a vehicle crash, potentially leading to the separation of the seat from the seat pedestal which may lead to personal injury of the vehicle occupant(s).

**What We Will Do:** Foretravel, Inc. with the support of Villa International will repair all affected Driver Air Seat base assemblies which will include: Installation of two reinforcement tethers between the front of the seat pedestal and the top of the air suspension.

**What You Should Do:** Contact your nearest Authorized Foretravel Service Dealer as soon as possible for scheduling of the remedy. The labor time to perform this recall will take approximately one half (1/2) hour. However, additional time may be necessary, depending on how the service facility appointments are scheduled and parts availability. Please make the service department aware of additional service items allowing time for these as well.

If you have already experienced the problem described above and have paid to have it repaired, you may send your original receipts, and/or other adequate proof of payment along with any replaced parts to the following address for reimbursement: Foretravel, Inc. Customer Assistance Department, 1221 NW Stallings Drive, Nacogdoches, Texas 75964 Attention: Manager.

If you have a complaint relative to this campaign, you may report it to the following: Administrator, National Highway Traffic Safety Administration, 1200 New Jersey Avenue, SE., Washington, DC 20590; or call the toll-free Vehicle Safety Hotline at 1-888-327-4236 (TTY: 1-800-424-9153); or go to <http://www.safercar.gov>.

If you lease your vehicle, Federal Regulation requires that any vehicle lessor receiving this recall notice must forward a copy of this notice to the lessee within ten days.

As always we value your ownership, and we regret any inconvenience that this may cause you. We have taken this action in the interest of your safety and continued satisfaction with your Foretravel motorhome. If you have sold or traded your Foretravel, please let us know by e-mail at [warranty.director@foretravel.com](mailto:warranty.director@foretravel.com) or by calling 1-800-955-6226; Ext. 237.

Sincerely,

A handwritten signature in black ink that reads "Mark Harvey".

Mark Harvey  
Director of Warranty Services

R07V-476/own.ltr./11/29/07mwh

# Foretravel Service Bulletin

**Date:** 11/28/07

**Subject:** Safety Recall #R07V-476-Villa Isri® Air Seat Base Tether

**Bulletin Number:** R07V-476

**Publishing Number:** 109



## Introduction:

Foretravel Motorcoach has decided that certain 2007 – 2008 Foretravel Phenix Motorhomes manufactured by Foretravel Motorcoach between August 10, 2006 and August 22, 2007, fail to conform to the requirements of Federal Motor Vehicle Safety Standard No. 207, "Seating Systems" and has initiated a voluntary safety recall campaign. This recall campaign has been initiated as a result of a recall notice furnished to the National Highway Traffic Safety Administration by seating manufacturer Villa International, as described below.

## Units Affected:

<u>VIN #</u>	<u>UNIT #</u>	<u>VIN #</u>	<u>UNIT #</u>
1F98DP4517N054820	6403	1F98DP4527N054843	6426
1F98DP4517N054848	6431	1F98DP4537N054852	6435
1F98DP4577N054854	6437	1F98DP4597N054855	6438
1F98DP4527N054857	6440	1F98DP45X7N054864	6447
1F98DP4267N054866	6449	1F98DP4217N054869	6452
1F98DP4578N054872	6455	1F98DP4037N054873	6456

**Labor Code:** R07V-476

**Description:** NHTSA RECALL-Villa Driver Air Seat Tether Installation

**Labor Allowance:** .50 hours

## Service Instructions:

**NOTE:** The seat does not need to be removed from the vehicle to complete this installation.

Tools required:      2 each ½" wrenches  
                             2 each 9/16" wrenches  
                             Masking tape

Please order part # **Villa-Kit-R07V476** from our parts distribution center at 1-800-955-6226 option # 3. When ordering make sure to have the coach unit # for tracking purposes.

If you have any questions please call Foretravel Technical Assistance at 1-800-955-6226 extension 259



The Recall kit # Villa-Kit-R07V476 includes the following parts:

	Quantity	Name / Part Number
1.	2	Front Bracket, Swivel Seat, P/N 90000161
2.	2	Front Bracket, Non-swivel Seat, P/N 90000160
3.	2	Amsafe 7" Tether, P/N 71800001-02
4.	2	3/8-16x1" Hex Bolt, Steel, Grade 5
5.	4	3/8 USS Flat Washer
6.	2	3/8 Hex Nut, Nylon Insert Lock



**NON SWIVEL SEAT INSTALLATION INSTRUCTIONS:**

Pull skirt of seat up, and secure with masking tape. The tethers are attached from the adapter plate to the floor plate.



Assemble the brackets to the tethers with the 3/8" bolt head to the inside




Remove the nut and washer from the top front bolt. Install the bracket, reinstall the washer and nut on the bolt. Tighten the bolt and nut with two 1/2" wrenches.



The bottom bolt is a tight fit, but a ½" open end wrench will fit inside the channel to hold the nut. Angle the belt up at about a 30 degree angle as you tighten. Install the tether on the other side of the seat in the same sequence.



This is the completed installation.




**CHECK LIST:**

1. Bottom bolts tight
2. Bottom tether sloped upward about 30 degrees
3. Tether to bracket bolt tight, nut facing outward
4. Tether bracket mounted with the vertical leg to the outside
5. Top bolt tight.

## SWIVEL SEAT INSTALLATION INSTRUCTIONS:

Pull skirt of seat up, and secure with masking tape. The tethers are attached from the adapter plate to the the top plate of the swivel riser.



Assemble the brackets to the tethers with the 3/8" bolt head to the outside.




## 22011 SWIVEL SEAT INSTALLATION INSTRUCTIONS:

Pull skirt of seat up, and secure with masking tape. The tethers are attached from the adapter plate to the the top plate of the swivel riser.




Remove the nut and washer from the top front bolt. Install the bracket, reinstall the washer and nut on the bolt. Long leg of the bracket faces to the inside.




Remove the bolt and washer from the front of the riser and insert the tab from the tether

## SWIVEL SEAT INSTALLATION INSTRUCTIONS:

Reinstall bolt and washer with tether, and tighten. Install the tether on the opposite side of the seat in the same sequence.



This is the completed installation



### CHECK LIST:

1. Bottom bolts tight
2. Bottom tether tab turned outward 90 degrees
3. Tethers to brackets bolts tight, nuts facing inward
4. Tether bracket mounted with the vertical leg to the inside
5. Top bolts tight.