



RECALL CAMPAIGN BULLETIN

Reference:

NTB07-078

Date:

November 24, 2007

VOLUNTARY RECALL CAMPAIGN 1997 – 2001 PATHFINDER FUEL FILLER TUBE

CAMPAIGN I.D. # R0705 and R0706
NHTSA #: 07V-435
APPLIED VEHICLES: 1997 – 2001 Pathfinder (R50)
APPLIED VINs:
1997: JN8AR05(**)VW 183818 – 193946
1998: JN8AR05(**)WW 210101 – 288805
1999: JN8AR0(***)XW 287118 – 389993
2000: JN8AR07(**)YW 395001 – 449806
2001: JN8(*)R0(***)1W 500001 – 617275

NOTE: Use Service Comm to determine campaign eligibility.

INTRODUCTION

Nissan has determined that a defect that relates to motor vehicle safety exists in some 1997-2001 model year Nissan Pathfinder vehicles. The fuel filler tube may have an insufficient amount of coating at the lower mounting bracket. If there is insufficient coating, corrosion may occur in geographic areas that regularly use road salt in the winter. This corrosion can result in perforation of the fuel filler tube and fuel leakage. If there is fuel leakage in the presence of an ignition source, a fire can result.

In order to prevent this potential condition, Nissan is conducting a Voluntary Safety Recall Campaign to replace the fuel filler tube assembly in states that regularly use road salt in the winter, and to inspect and if necessary replace the fuel filler tube assembly in states that are not listed as ones that regularly use road salt in the winter.

For vehicles identified by NNA records as registered in one of the "Non-Salt States" (states not included in the list on the next page), Nissan is advising owners of the following:

1. Their vehicle does not have to be repaired. However, at the owner's request their Nissan dealer will inspect, and if necessary, replace the fuel filler tube assembly with a new one.
2. They should contact their dealer if they notice fuel leakage when filling the gas tank.
3. If their Pathfinder was previously registered in one of the Salt States, or it is driven there often during winter months, they may bring their vehicle to their Nissan dealer to have the fuel filler tube inspected, and if necessary, replaced.

NUMBER OF VEHICLES POTENTIALLY AFFECTED

The number of Nissan vehicles potentially affected is approximately 274,500

IDENTIFICATION NUMBER

Nissan has assigned identification numbers R0705 and R0706 to this campaign. R0705 or R0706 must appear on all communications and documentation of any nature dealing with this campaign. The difference between these numbers is as follows:

R0705

- This PNC group is for vehicles identified by NNA records as registered in one of the **Salt States** (listed below) and requires that the fuel filler tube be replaced using the Service Procedure in this bulletin.

R0706

- This PNC group is for vehicles identified by NNA records as being registered in one of the **Non-Salt States**.
- For vehicles identified in Service Comm with R0706, Nissan is advising owners of the following:
 1. Their vehicle does not have to be repaired. However, at the owner's request their Nissan dealer will inspect, and if necessary, replace the fuel filler tube assembly with a new one.
 2. They should contact their dealer if they notice fuel leakage when filling the gas tank.
 3. If their Pathfinder was previously registered in one of the Salt States listed below or it is driven there often during winter months, they may bring their vehicle to their Nissan dealer to have the fuel filler tube inspected, and if necessary, replaced.

Salt States; states that regularly use road salt in the winter.

Connecticut	Kentucky	New Hampshire	Tennessee
Delaware	Maine	New Jersey	Vermont
District of Columbia	Maryland	New York	Virginia
Illinois	Massachusetts	Ohio	West Virginia
Indiana	Michigan	Pennsylvania	Wisconsin
Iowa	Minnesota	Rhode Island	

NOTE: States not listed above are considered **Non-Salt States**.

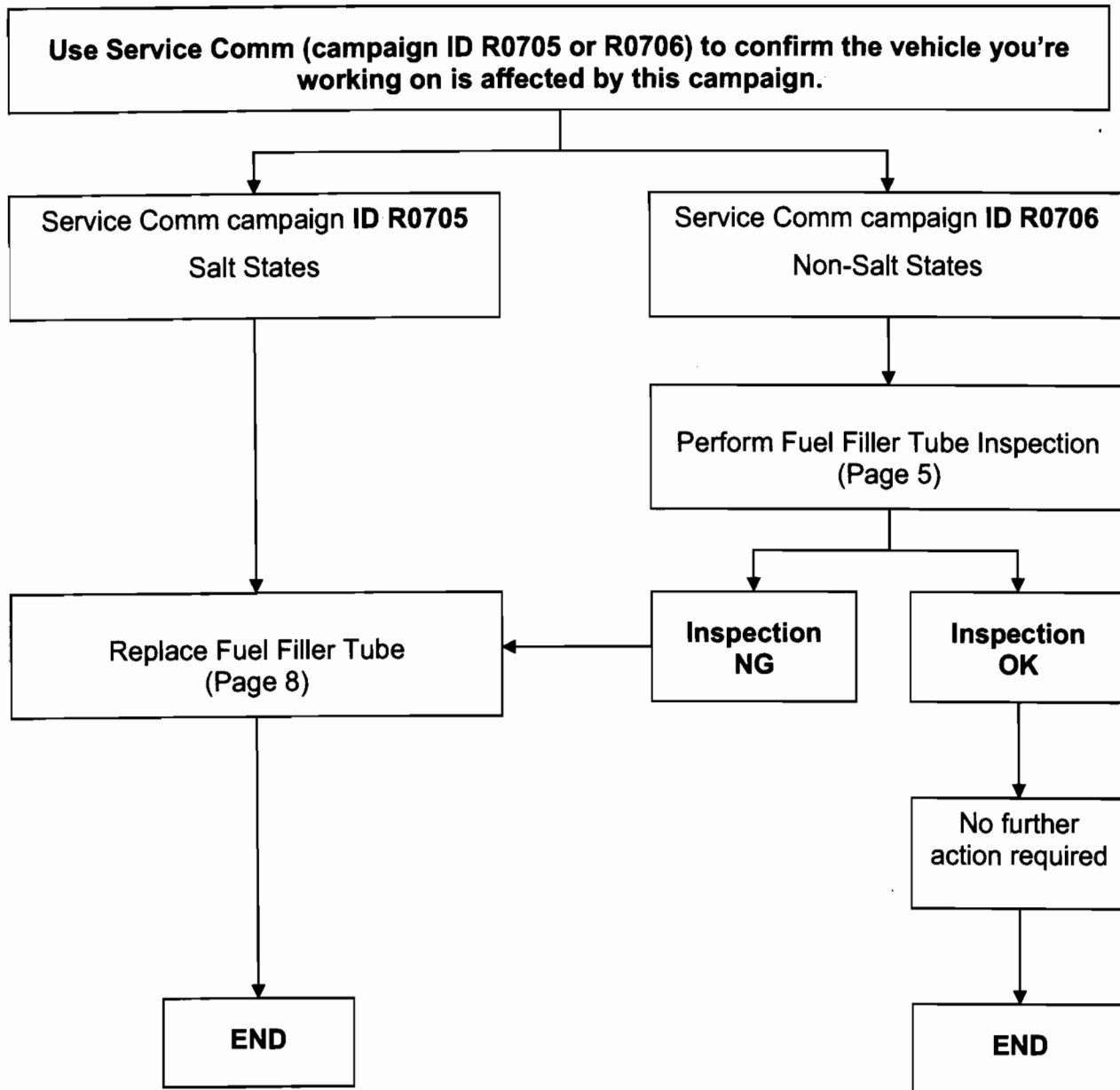
DEALER RESPONSIBILITY

It is the dealer's responsibility to check Service Comm for the campaign status on each vehicle falling within the range of this voluntary safety recall which for any reason enters the service department. This includes vehicles purchased from private parties or presented by transient (tourist) owners and vehicles in a dealer's inventory. **Federal law requires that new vehicles in dealer inventory which are the subject of a safety recall must be corrected prior to sale. Failure to do so can result in civil penalties by the National Highway Traffic Safety Administration.** While federal law applies only to new vehicles, Nissan strongly encourages dealers to correct any used vehicles in their inventory before they are retailed.

NOTE: There are two possible conditions for the application of this campaign as follows:

1. **Salt States:** Vehicles identified by NNA records as registered in one of the Salt States listed on the previous page requires that the fuel filler tube be replaced with a new one.
2. **Non-Salt States:** For vehicles identified by NNA records as registered in one of the Non-Salt States (states not included in the list on the previous page), Nissan is advising owners of the following:
 - a. Their vehicle does not have to be repaired. However, at the owner's request their Nissan dealer will inspect, and if necessary, replace the fuel filler tube assembly with a new one.
 - b. They should contact their dealer if they notice fuel leakage when filling the gas tank.
 - c. If their Pathfinder was previously registered in one of the Salt States, or it is driven there often during winter months, they may bring their vehicle to their Nissan dealer to have the fuel filler tube inspected, and if necessary, replaced.

Repair Overview



SERVICE PROCEDURE

Fuel Filler Tube Inspection

1. Raise the vehicle.
2. Remove the left rear wheel.
3. Remove 2 clips and 1 bolt from the fuel filler tube cover.




Figure 1

4. Pull back the fuel filler tube cover.



Figure 2

5. Inspect the fuel filler tube in the area shown in Figure 3.

- Use a mirror and light as needed to inspect all around the tube.
- Inspect fuel filler tube powder coating for separation, bubbles, flaking, and/or rust corrosion.




Figure 3

- See Figure 4 below for example of an OK condition.
- See Figures 5 and 6 on the next page for examples of NG conditions.

Example of OK condition; do not replace.




Figure 4

Example of NG condition; requires replacement of the fuel filler tube.




Figure 5

Example of NG condition; requires replacement of the fuel filler tube.



Figure 6

Fuel Filler Tube Replacement

WARNING: Before stating this procedure, make sure the fuel level in the fuel tank is no more than ¼ full.

1. Raise the vehicle.
2. Remove the left rear wheel.
3. Remove the fuel filler tube cover; 4 clips and 2 bolts.




Figure A1

4. Remove the fuel filler tube mounting bolt shown in Figure A2.




Figure A2

5. Remove the 2 fuel filler mounting bolts shown in Figure A3.




Figure A3

6. Pull the fuel filler tube loose from the grommet at the fuel filler door and remove the tube from the wheel well.






Figure A4


7. Disconnect the fuel filler hose and vent hose from the fuel filler tube.



8. Remove the fuel filler hose and vent hose from the fuel tank.
9. Install the new fuel filler hose and vent hose with new clamps onto the fuel tank.
- New hoses and clamps are included with the Filler Tube Kit listed in the Parts Information.



10. Remove the grommet from the fuel fill door opening.



11. Install the grommet on the fuel filler tube.

- Make sure the flap is positioned under the lower hole (see Figure A8).




Figure A8

Grommet installed on fuel filler tube.



Figure A9

12. Fit the fuel filler tube with grommet into the fuel door opening.




Figure A10

13. Attach the fuel filler hose and vent hose to the fuel filler tube.

- Make sure to use new clamps included with the Filler Tube Kit.




Figure A11

14. Reinstall the fuel filler tube mounting bolts.

15. Reinstall the fuel filler tube cover.

- Use new clips and bolt included in the Filler Tube Kit.

16. Swap the fuel filler cap from the old fuel filler tube to the new fuel filler tube.


17. Reinstall the left rear wheel.

- Torque wheel nuts to 118 – 147 N.m (12 – 15 kg-m, 87 – 108 ft-lb)

PARTS INFORMATION

DESCRIPTION	PART #	QTY
Filler Tube Kit	A7221 - 0W000	1

Contents of Filler Tube Kit



CLAIMS INFORMATION

Submit a Campaign (CM) line claim using the following claims coding:

For Salt States "CM" I.D.: R0705

DESCRIPTION	OP CODE	FRT
RPL Fuel Filler Tube	R07050	0.7

For NON-Salt States "CM" I.D.: R0706

DESCRIPTION	OP CODE	FRT
Inspect Fuel Filler Tube Only	R07060	0.5

OR

DESCRIPTION	OP CODE	FRT
RPL Fuel Filler Tube (Incl. Inspection):	R07061	1.2

Salt States:

Connecticut	Kentucky	New Hampshire	Tennessee
Delaware	Maine	New Jersey	Vermont
District of Columbia	Maryland	New York	Virginia
Illinois	Massachusetts	Ohio	West Virginia
Indiana	Michigan	Pennsylvania	Wisconsin
Iowa	Minnesota	Rhode Island	

NOTE: States not listed above are considered Non-Salt States.

OWNER'S LETTERS

For vehicles, according to NNA records, that are currently registered in one of the states listed in this letter.

Dear Nissan owner:

This notice is sent to you in accordance with the requirements of the National Traffic and Motor Vehicle Safety Act. Nissan has decided that a defect that relates to motor vehicle safety exists in some 1997-2001 model year Nissan Pathfinder vehicles. Our records indicate that you own or lease the Nissan vehicle identified by the VIN on the cover of this notice.

Reason for Recall

The fuel filler tube in your Pathfinder may have insufficient amount of coating at the lower mounting bracket. If there is insufficient coating, corrosion may occur in geographic areas that regularly use road salt in the winter. This corrosion can result in perforation of the fuel filler tube and fuel leakage. If there is fuel leakage, in the presence of an ignition source, a fire can result.

Below are States that regularly use road salt in the winter:

Connecticut	Kentucky	New Hampshire	Tennessee
Delaware	Maine	New Jersey	Vermont
District of Columbia	Maryland	New York	Virginia
Illinois	Massachusetts	Ohio	West Virginia
Indiana	Michigan	Pennsylvania	Wisconsin
Iowa	Minnesota	Rhode Island	

According to our records, your vehicle is currently registered in one of these states.

What Nissan Will Do

In order to prevent this from occurring, your Nissan dealer will replace the fuel filler tube assembly with a new one with an improved coating process. This free service should take about an hour to complete, but your Nissan dealer may require your vehicle for a longer period of time based upon the dealer's work schedule.

What You Should Do

Contact your Nissan dealer at your earliest convenience in order to arrange an appointment to have your vehicle repaired. Please bring this notice with you when you keep your service appointment. **Your fuel tank should be no more than one-quarter full when you bring your vehicle to the dealer in order to minimize the possibility of fuel spill during the repair.** Instructions have been sent to your Nissan dealer.

If you have paid to have your fuel filler tube replaced prior to this campaign, you may be eligible for reimbursement of the related expense. If you have additional questions you may contact the National Consumer Affairs Department, Nissan North America, Inc., P.O. Box 685003, Franklin, TN 37068-5003. The toll free number is 1-800-NISSAN1 (1-800-647-7261).

You may also submit a complaint to the Administrator, National Highway Traffic Safety Administration, 1200 New Jersey Avenue, SE., Washington, DC 20590; or call the toll-free Vehicle Safety Hotline at 1-888-327-4236 (TTY: 1-800-424-9153); or go to <http://www.safercar.gov>.

Federal law requires that any vehicle lessor receiving this recall notice must forward a copy of this notice to the lessee within ten days.

Thank you for your cooperation. We are indeed sorry for any inconvenience this may cause you.

OWNER'S LETTERS (cont.)

For vehicles, according to NNA records, that are not currently registered in one of the states listed in this letter.

Dear Nissan owner:

This notice is sent to you in accordance with the requirements of the National Traffic and Motor Vehicle Safety Act. Nissan has decided that a defect that relates to motor vehicle safety exists in some 1997-2001 model year Nissan Pathfinder vehicles. Our records indicate that you own or lease the Nissan vehicle identified by the VIN on the cover of this notice.

Reason for Recall

The fuel filler tube in your Pathfinder may have insufficient amount of coating at the lower mounting bracket. If there is insufficient coating, corrosion may occur in geographic areas that regularly use road salt in the winter. This corrosion can result in perforation of the fuel filler tube and fuel leakage. If there is fuel leakage, in the presence of an ignition source, a fire can result.

Below are States that regularly use road salt in the winter:

Connecticut	Kentucky	New Hampshire	Tennessee
Delaware	Maine	New Jersey	Vermont
District of Columbia	Maryland	New York	Virginia
Illinois	Massachusetts	Ohio	West Virginia
Indiana	Michigan	Pennsylvania	Wisconsin
Iowa	Minnesota	Rhode Island	

According to our records, your Pathfinder is not registered in one of these States and does not have to be repaired.

However, if your Pathfinder was previously registered in one of the above States or it is driven there often during winter months, you may bring your vehicle to your Nissan dealer to have the fuel filler tube inspected, and if necessary, replaced. Also, contact your dealer if you notice fuel leakage when filling the gas tank.

What Nissan Will Do

Because your Pathfinder is not registered in one of the above States, it does not have to be repaired. However, at your request, your Nissan dealer will inspect, and if necessary, replace the fuel filler tube assembly with a new one with an improved coating process. This free service should take about one and a half hours to complete, but your Nissan dealer may require your vehicle for a longer period of time based upon the dealer's work schedule.

What You Should Do

No action is necessary because your Pathfinder is not registered in a State that regularly uses road salt. However, if you wish to have your vehicle inspected, please contact your Nissan dealer at your earliest convenience in order to arrange an appointment. Please bring this notice with you when you keep your service appointment. **Your fuel tank should be no more than one-quarter full when you bring your vehicle to the dealer in order to minimize the possibility of fuel spill during the repair.** Instructions have been sent to your Nissan dealer.

Please leave this notice in your Pathfinder for any future owners.

If you have paid to have your fuel filler tube replaced prior to this campaign, you may be eligible for reimbursement of the related expense. If you have additional questions you may contact the National Consumer Affairs Department, Nissan North America, Inc., P.O. Box 685003, Franklin, TN 37068-5003. The toll free number is 1-800-NISSAN1 (1-800-647-7261).

You may also submit a complaint to the Administrator, National Highway Traffic Safety Administration, 1200 New Jersey Avenue, SE., Washington, DC 20590; or call the toll-free Vehicle Safety Hotline at 1-888-327-4236 (TTY: 1-800-424-9153); or go to <http://www.safercar.gov>.

Federal law requires that any vehicle lessor receiving this recall notice must forward a copy of this notice to the lessee within ten days.

Thank you for your cooperation. We are indeed sorry for any inconvenience this may cause you.