

DAIMLERCHRYSLER

DaimlerChrysler Corporation

Stephan J. Speth

Director

Vehicle Compliance & Safety Affairs

October 8, 2007

Mr. Daniel Smith
Associate Administrator, Safety Assurance
National Highway Traffic Safety Administration
400 Seventh Street, S.W.
Washington, D.C. 20590



Dear Mr. Smith:

Reference: NHTSA Identification Number 07V-415

Enclosed are representative copies of communications relating to the 2007 and 2008 model year vehicles involved in the referenced recall. Chrysler expects to notify dealers during the week of October 15, 2007 and to begin owner notification during the week of October 22, 2007. The exact number of manufactured vehicles in the recall is 28,959.

The involved Vehicle Identification Number range is:

<u>Low</u>	<u>High</u>
7C621562	7C702702
8C100197	8C111594

(VIN last eight characters) - 7 = 2007 model year; 8 = 2008 model year; C = Jefferson North Assembly Plant, Detroit Michigan; and the last six digits = sequential number.

We caution that the above range represents only the lowest and highest VIN sequential numbers included in the recall. This range cannot be used to determine conclusively that a vehicle is involved in the recall because most vehicles with a VIN within the range are not affected by the recall.

This completes Chrysler's package of information for this recall as required by the Defects Report Regulation.

Sincerely,

A handwritten signature in black ink, appearing to read 'Stephan J. Speth'.

for Stephan J. Speth, Director
Vehicle Compliance and Safety Affairs

Enclosure: Dealer and Owner Letter for Recall G35

cc: K.C. DeMeter

Dealer Service Instructions for:

Safety Recall G35 Front Brake Callipers

Models

2007 - 2008 (WK) Jeep® Grand Cherokee

(XK) Jeep® Commander

NOTE: This recall applies only to the above vehicles built from May 17, 2007 through July 6, 2007 (MDH 051700 through 070618).

IMPORTANT: Many of the vehicles within the above build period have already been inspected or repaired and, therefore, have been excluded from this recall.

IMPORTANT: Some of the involved vehicles may be in dealer new vehicle inventory. Federal law requires you to complete this recall service on these vehicles before retail delivery. Dealers should also consider this requirement to apply to used vehicle inventory and should perform this recall on vehicles in for service. Involved vehicles can be determined by using the VIP inquiry process.

Subject

The front brake calipers on about 28,900 of the above vehicles may have been improperly manufactured and could break under certain operating conditions. This could increase the vehicle's stopping distance and cause a crash without warning.

Repair

The build date code on both front brake calipers must be inspected. Brake calipers found with a specific date code must be replaced.

Alternate Transportation

Dealers should attempt to minimize customer inconvenience by placing the owner in a loaner vehicle if inspection determines that front brake caliper replacement is required and the vehicle must be held overnight.

Parts Information

Part Number Description
CAB0G351 Front Brake Caliper Package (Driver's Side)

Each package contains the following components:

<u>Quantity</u>	<u>Description</u>
1	Caliper, Left Front Brake
1	Bolt, Banjo
2	Gasket, Brake Hose

Part Number Description
CAB0G352 Front Brake Caliper Package (Passenger Side)

Each package contains the following components:

<u>Quantity</u>	<u>Description</u>
1	Caliper, Right Front Brake
1	Bolt, Banjo
2	Gasket, Brake Hose

Due to the small number of involved vehicles expected to require front brake caliper replacement, no parts will be distributed initially. **Front brake caliper packages should be ordered only after inspection determines that replacement is required. Brake calipers do NOT have to be replaced in sets. *Very few vehicles are expected to require front brake caliper replacement.***

Part Number Description
04318080AB Brake Fluid (DOT 3)

NOTE: The Minimum Sales Quantity (MSQ) for this item is 24 bottles.

Service Procedure

A. Inspect Date Code on Both Front Brake Calipers

1. Raise the vehicle on an appropriate hoist.
2. Inspect the date code on both front brake calipers. The date code is located on the back side of the caliper body (Figure 1).
 - If the brake caliper **date code number is 7079**, replace the brake caliper. Continue with **Section B - Replace Front Brake Caliper(s)**.
 - If the brake caliper date code number is **higher or lower than 7079**, brake caliper replacement is not required.

NOTE: Replace the brake caliper if the date code is illegible.

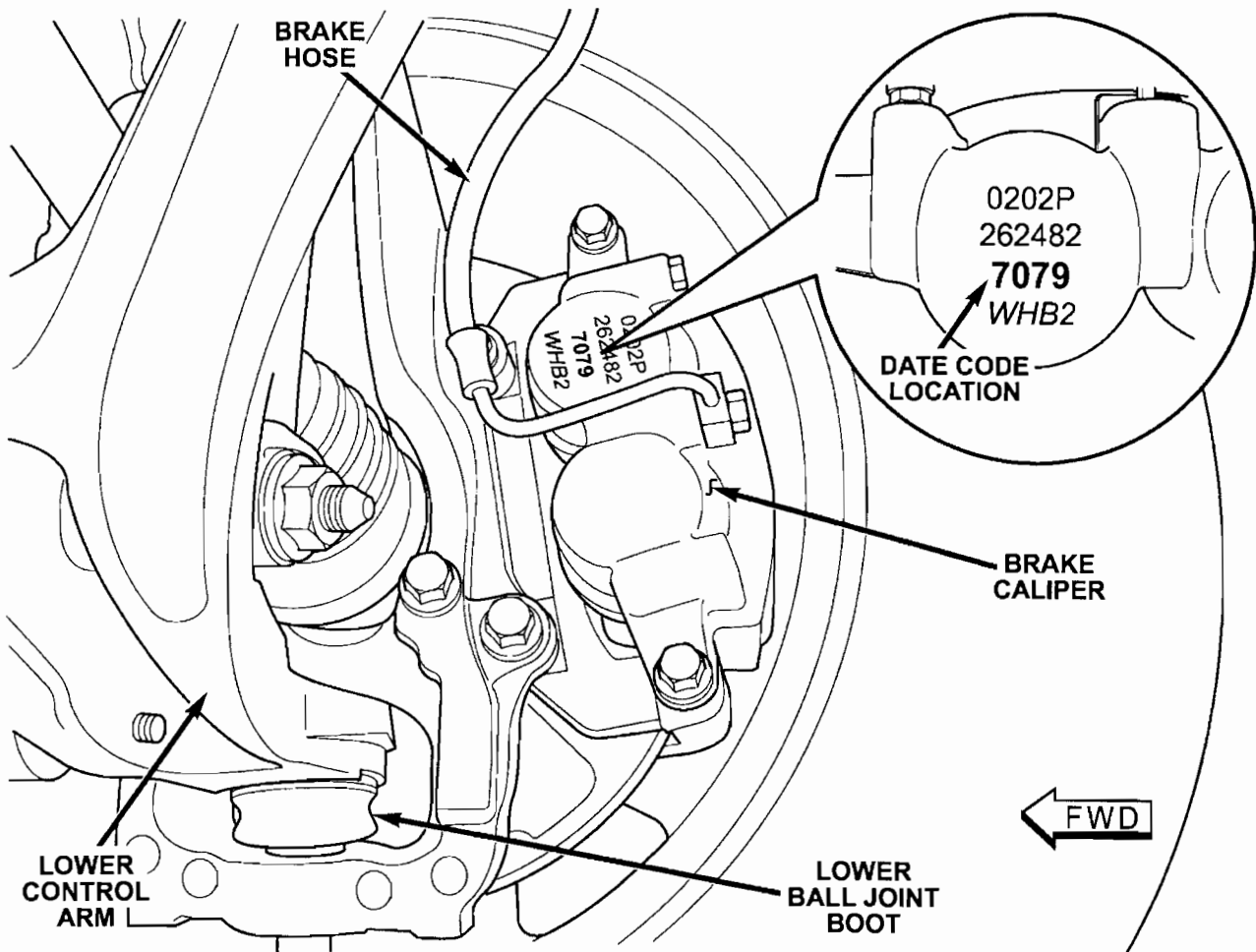


Figure 1 - Right Caliper Shown

Service Procedure (Continued)

B. Replace Front Brake Caliper(s)

NOTE: The following procedure is only required if the front brake caliper(s) requires replacement per the inspection in Section “A.” *Very few vehicles are expected to require this repair.*

1. Lower the vehicle from the hoist and install a prop rod on the brake pedal to keep pressure on the brake system.

NOTE: Holding the brake pedal in the applied position will isolate the master cylinder from the hydraulic brake system and will not allow the brake fluid to drain out of the brake fluid reservoir while the brake hose is disconnected from the brake caliper. This will facilitate bleeding only the caliper(s) that requires replacement instead of the entire brake system.

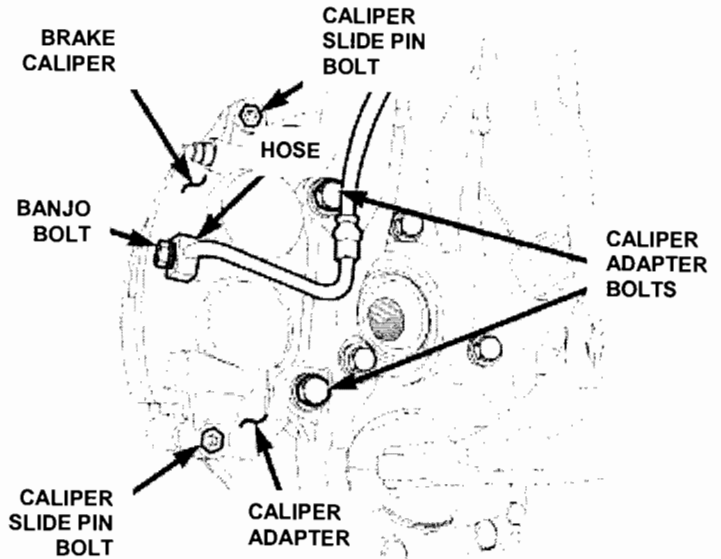


Figure 2

2. Raise the vehicle to a comfortable working height.
3. Remove front wheel and tire assembly.
4. Remove and discard the brake hose banjo bolt and copper washers (Figure 2).
5. Push the caliper pistons slightly into the caliper by using a C-clamp.
6. Remove the brake caliper slide pin bolts (Figure 2).
7. Remove the brake caliper from the brake adapter (Figure 3).

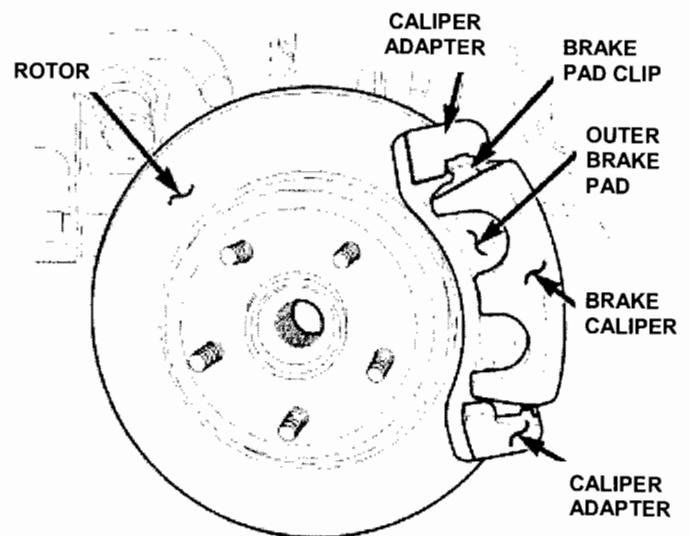
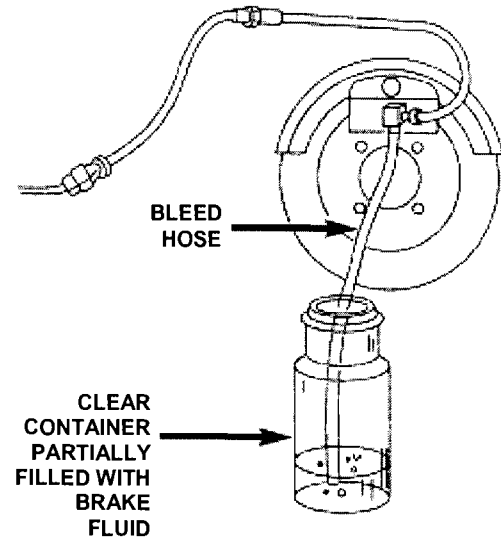


Figure 3

Service Procedure (Continued)

8. Destroy the old caliper so that it cannot be reused and discard.
9. Install the new caliper on the adapter.
10. Install the caliper slide pin bolts and tighten to 32 ft. lbs. (44 N·m) (Figure 2).
11. Gently lift one end of the slide pin bolt boot to equalize air pressure, then release the boot and verify that the boot is fully covering the slide pin.
12. Attach the brake hose to caliper using the new banjo bolt and one new copper washer on each side of the hose block. Tighten the banjo bolt to 23 ft. lbs. (31 N·m).

**Figure 4**

CAUTION: Verify brake hose is not twisted or kinked before tightening the banjo bolt.

13. Repeat steps 3 through 12 on the other caliper if it requires replacement.
14. Lower the vehicle from the hoist and remove the brake pedal prop rod.
15. Bleed the brake system using the following procedure:
 - a. Fill the brake master cylinder reservoir with DOT 3 brake fluid.
 - b. Attach one end of bleed hose to bleed screw on the brake caliper and insert opposite end in a clear container partially filled with brake fluid (Figure 4). Be sure that the end of bleed hose is immersed in brake fluid.
 - c. Open the bleeder screw on the brake caliper, then have an assistant press and hold the brake pedal down. Once the pedal is down, close the bleeder screw and release the brake pedal. Repeat the bleeding process until the brake fluid stream in the container is clear and free of air bubbles.
 - d. Repeat Steps 15a through 15c on the other brake caliper if it was replaced.
16. Install the wheel and tire assembly. Tighten the lug nuts to 100 ft. lbs. (136 N·m).

Service Procedure (Continued)

- 17. Lower the vehicle from the hoist.
- 18. Verify brake fluid level and add fluid as required.
- 19. Verify that there are no brake fluid leaks and that the brakes operate properly.

Completion Reporting and Reimbursement

Claims for vehicles that have been serviced must be submitted on the DealerCONNECT Claim Entry Screen located on the Service tab. Claims submitted will be used by Chrysler to record recall service completions and provide dealer payments.

Use one of the following labor operation numbers and time allowances:

	Labor Operation Number	Time Allowance
Inspect front brake caliper date codes	05-G3-51-81	0.2 hours
Inspect front brake caliper date codes and replace <u>one</u> brake caliper	05-G3-51-82	0.5 hours
Inspect front brake caliper date codes and replace <u>both</u> front brake calipers	05-G3-51-83	0.8 hours

Add the cost of the recall parts package plus applicable dealer allowance to your claim.

NOTE: See the Warranty Administration Manual, Recall Claim Processing Section, for complete recall claim processing instructions.

Dealer Notification

All dealers will receive three copies of this dealer recall notification letter by mail. To view this notification on DealerCONNECT, select “Global Recall System” on the Service tab, then click on the description of this notification.

Owner Notification and Service Scheduling

All involved vehicle owners known to Chrysler are being notified of the service requirement by first class mail. They are requested to schedule appointments for this service with their dealers. A generic copy of the owner letter is attached.

Enclosed with each owner letter is an Owner Notification postcard to allow owners to update our records if applicable.

Vehicle Lists, Global Recall System, VIP and Dealer Follow Up

All involved vehicles have been entered into the DealerCONNECT Global Recall System (GRS) and Vehicle Information Plus (VIP) for dealer inquiry as needed.

GRS provides involved dealers with an updated VIN list of their incomplete vehicles. The owner's name, address and phone number are listed if known. Completed vehicles are removed from GRS within several days of repair claim submission.

To use this system, click on the “**Service**” tab and then click on “**Global Recall System.**” Your dealer's VIN list for each recall displayed can be sorted by: those vehicles that were unsold at recall launch, those with a phone number, city, zip code, or VIN sequence.

Dealers must perform this repair on all unsold vehicles before retail delivery. Dealers should also use the VIN list to follow up with all owners to schedule appointments for this repair.

Recall VIN lists may contain confidential, restricted owner name and address information that was obtained from the Department of Motor Vehicles of various states. Use of this information is permitted for this recall only and is strictly prohibited from all other use.

Additional Information

If you have any questions or need assistance in completing this action, please contact your Service and Parts District Manager.

Customer Services Field Operations
Chrysler LLC

DAIMLERCHRYSLER

SAFETY RECALL G35 – FRONT BRAKE CALIPERS

Dear: (Name)

This notice is sent to you in accordance with the requirements of the National Traffic and Motor Vehicle Safety Act.

Chrysler LLC has decided that a defect, which relates to motor vehicle safety, exists in some **2007 and 2008 model year Jeep® Grand Cherokee and Commander vehicles.**

The problem is... **The front brake calipers on your vehicle (VIN: xxxxxxxxxxxxxxxxxxx) may have been improperly manufactured and could break under certain operating conditions. This could increase the vehicle's stopping distance and cause a crash without warning.**

What your dealer will do... **Chrysler will repair your vehicle free of charge (parts and labor).** To do this, your dealer will inspect the front brake calipers and replace them if necessary. The work will take about an hour to complete. However, additional time may be necessary depending on service schedules.

What you must do to ensure your safety... Simply **contact your dealer** right away to schedule a service appointment. **Remember to bring this letter with you to your dealer.**

If you need help... If you have questions or concerns which your dealer is unable to resolve, please contact Chrysler at 1-800-853-1403.

Please help us update our records, by filling out the attached prepaid postcard, if any of the conditions listed on the card apply to you or your vehicle.

If you have already experienced this condition and have paid to have it repaired, you may send your original receipts and/or other adequate proof of payment to the following address for reimbursement: Chrysler P.O. Box 4639 Oak Ridge, TN 37831, Attention: Reimbursement.

If your dealer fails or is unable to remedy this defect without charge and within a reasonable time, you may submit a written complaint to the Administrator, National Highway Traffic Safety Administration, 1200 New Jersey Ave., S.E., Washington, DC 20590, or call the toll-free Vehicle Safety Hotline at 1-888-327-4236 (TTY 1-800-424-9153), or go to <http://www.safercar.gov>.

We're sorry for any inconvenience, but we are sincerely concerned about your safety. Thank you for your attention to this important matter.

Customer Services Field Operations
Chrysler LLC
Notification Code G35

*Buckle up
for Safety!*

Note to lessors receiving this recall: Federal regulation requires that you forward this recall notice to the lessee within 10 days.