

TO: Winnebago Industries, Inc. Dealers

SUBJECT: Campaign #104 – Auxiliary Start Solenoid Diode

The National Traffic and Motor Vehicle Safety Act, as amended, provides that each vehicle which is subject to a recall campaign of this type must be adequately repaired within a reasonable time after the owner has tendered it for repair. A failure to adequately repair within 60 days after tender of a vehicle is prima facie evidence of failure to repair within a reasonable time.

If the condition is not adequately repaired within a reasonable time, the owners may be entitled to an identical or reasonably equivalent vehicle at no charge or to a refund of the purchase price less a reasonable allowance for depreciation.

To avoid having to provide these burdensome solutions, every effort must be made to promptly schedule an appointment with each owner and to repair their vehicle as soon as possible. As you will see in reading the enclosed copy of the letter which is being sent to owners, the owners are being instructed to contact Winnebago Industries, Inc. if you do not remedy the condition within five days of the mutually agreed upon service date. If the condition is not remedied within a reasonable time, they are instructed on how to contact the National Highway Traffic Safety Administration.

REASON FOR THIS RECALL

Winnebago Industries, Inc. has decided a safety defect which relates to motor vehicle safety exists when the battery boost switch is engaged while the engine is operating. If the battery boost switch is engaged while the engine is operating, the engine may shut down possibly causing loss of driver control which has the potential to result in personal injury and/or vehicle and property damage.

OWNER NOTIFICATION

Owners will be notified of this campaign on their vehicles by Winnebago Industries, Inc. For all units in your inventory, the notification will be mailed to you. **DO NOT DELIVER TO A CUSTOMER ANY SUBJECT UNIT UNTIL CORRECTIVE ACTION HAS BEEN TAKEN.** Enclosed is a list of vehicles shipped to you.

DEALER CAMPAIGN RESPONSIBILITY

Dealers are to service all vehicles subject to this campaign at no charge to owners regardless of mileage, age of vehicle, or ownership from this time forward.

Whenever a vehicle subject to this campaign is taken into new or used vehicle inventory or it is in your dealership for service in the future, you should take the steps necessary to be sure the campaign correction has been made before reselling or releasing the vehicle. Owners of vehicles recently sold from your new vehicle inventory are to be contacted by the dealer and arrangements made to make the required correction according to instructions contained in this campaign.

INSTRUCTION TO PERFORM CAMPAIGN #104

Affected Models:

The motor vehicles potentially containing the defect are certain 2007 model year Winnebago Sightseer[®], Vista[®], Voyage[®], and shell and Itasca Sunova[®] and Sunstar[®]; and 2008 model year Itasca Sunrise[®] motor homes when built on 2007 model year Ford[®] chassis. These motor homes were manufactured January 30, 2007 through March 16, 2007.

INSTRUCTION TO PERFORM CAMPAIGN #104 (Cont.)

Repair Procedure:

Refer to instruction sheet for installation of a diode and ground wire assembly.

Parts Information:

Order the following Parts Kit from Winnebago Industries® using the WIN NET system. You will be placing the order as a recall order. You will need the recall dealer number and the Winnebago Industries serial number of the affected vehicle to place the order.

Dealer Number: 7674

<u>Quantity</u>	<u>Part Description</u>	<u>Winnebago® Part Number</u>
1	Instruction Sheet	
1	Diode Wire Assembly	RC7674-07-704

REIMBURSEMENT

When the service has been completed, fill out your repair order that has the labor amount and labor operation number listed below. The repair order must be properly signed by both dealer and owner before it is submitted to Winnebago Industries.

	<u>OPERATION NUMBER</u>	<u>TIME ALLOWANCE</u>
INSTALL DIODE WIRE ASSEMBLY	24040101	.8 hr.

Thank you for your cooperation.

Winnebago Industries, Inc.
Forest City, Iowa 50436

Enclosures

**RE: BODY SERIAL
CHASSIS SERIAL**

Dear Owner:

This notice is being sent to you in accordance with the requirements of the National Traffic and Motor Vehicle Safety Act. Our records indicate that you have purchased a vehicle with the serial number which appears above.

REASON FOR THIS RECALL

Winnebago Industries, Inc. has decided a safety defect which relates to motor vehicle safety exists when the battery boost switch is engaged while the engine is operating. If the battery boost switch is engaged while the engine is operating, the engine may shut down possibly causing loss of driver control which has the potential to result in personal injury and/or vehicle and property damage.

WHAT WE WILL DO

Winnebago Industries, Inc. dealers will install a diode wire assembly on the auxiliary start solenoid on your motor home at no charge to you.

WHAT YOU SHOULD DO

Please contact your Winnebago Industries, Inc. dealer immediately to arrange for an appointment. Please allow sufficient time for your dealer to obtain the kit for this recall. The labor time necessary to perform this correction will be approximately one hour. Please allow time for the dealer to process your vehicle.

Winnebago Industries, Inc. dealers are best equipped to obtain parts and provide service to ensure your vehicle is corrected as promptly as possible. HOWEVER, if you take your vehicle to the dealer on the agreed date and he does not service this condition on that date or within five days, we recommend you contact Winnebago Industries, Inc., Attn.: Owner Relations Representative (641-585-6939). If you are still unable to obtain such service without charge to you and within a reasonable time, you may contact The Administrator, National Highway Traffic Safety Administration, 400 Seventh Street, SW, Washington, DC 20590, or call the toll-free Vehicle Safety Hotline at 1-888-327-4236; (TTY: 1-800-424-9153); or go to <http://www.safercar.gov>.

IF YOU HAVE PREVIOUSLY PAID FOR THIS REPAIR

If you have paid to remedy this issue, you may be eligible for a refund. To obtain information on a refund, contact Winnebago Owner Relations by e-mail at or@winnebagoind.com or write us at Owner Relations Department, P.O. Box 152, Forest City, Iowa 50436 or by telephone at 1-641-585-6939 or 1-800-537-1885.

IF YOU HAVE CHANGED ADDRESS OR SOLD THE VEHICLE

If you have changed address or sold or traded your vehicle, please let us know by contacting Winnebago Industries® Owner Relations by e-mail at or@winnebagoind.com, in writing at Owner Relations Department, P.O. Box 152, Forest City, Iowa 50436, or by telephone at 1-641-585-6939 or 1-800-537-1885.

Presentation of this letter to the service center will assist in making the necessary correction to your vehicle in the shortest possible time.

Federal law requires that any vehicle lessor receiving this recall notice must forward a copy of this notice to the lessee within ten days.

We are sorry to cause you this inconvenience; however, we have taken this action in the interest of your safety and continued satisfaction with our products. This letter does not constitute an acknowledgment of legal liability.

Winnebago Industries, Inc.
Forest City, Iowa 50436

Enclosure



INSTRUCTIONS TO PERFORM CAMPAIGN 104

Models Affected:

Selected 2007 Winnebago Sightseer, Vista, Voyage, and Shell
Selected 2007 Itasca Sunova and Sunstar
Selected 2008 Itasca Sunrise
(When built on a 2007 model year Ford chassis)

Tools Required:

- 3/8" Nut Driver
- #2 Phillips Screwdriver

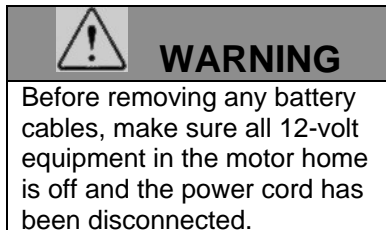
Kit Includes:

- Diode Wire Assembly
- Instruction Sheet

Procedure:


The procedure involves connecting a diode wire assembly from the center stud of the auxiliary start solenoid to the ground screw. This is to prevent the engine from shutting down if the battery boost switch is engaged with the engine running.

1. Disconnect the ground cable from both engine and chassis batteries.




2. Remove 12-volt fuse cover by turning the knobs.
Shown in Photo A.

Note: This panel is located in the step well of the Winnebago Voyage and Itasca Sunrise and in the forward exterior compartment on the passenger side of all other models affected.




3. Remove the 12-volt circuit breaker plate by removing the screw on each side of the bracket. Shown in Photo B.



Note: You may remove the step (battery box cover) to have better access. Exercise caution when working with metal tools or conductors to prevent short circuits and sparks. Be sure to protect the exposed batteries with carpet or equivalent. Doing so will also isolate you from the terminals while you are working in this area.




4. Remove the nut from the center stud of the auxiliary start solenoid with a 3/8" nut driver. Shown in Photo C.



5. Install the yellow end of the diode wire assembly (shown on Photo D) on the stud and re-install the nut. Shown in Photo E.



6. Remove the ground screw. Shown in Photo F.



7. Install the white end of the diode wire assembly on the ground screw and reinstall the screw. Shown in Photo G.




8. Inspect that the connection is now complete. Shown in Photo H.

9. Re-position the 12-volt circuit breaker plate and screw into place.

10. Reconnect house and chassis batteries.

Note: If you removed the step cover, replace it.

11. Re-install the panel cover.



12. Start the engine and engage the battery boost switch to verify normal engine operation.