



MACK TRUCKS, INC.
2100 MACK BOULEVARD
P.O. BOX M
ALLENTOWN, PA 18105-5000

March 16, 2007
P 3: 16
④
Mack

March 16, 2007

TO: DISTRIBUTOR PRINCIPALS
SERVICE MANAGERS

SUBJECT: Vehicle Safety Recall - SC0321
Brake Pedal Cotter Pin

On certain Mack CTP and GU model vehicles manufactured from June 28, 2005 through January 31, 2007, the cotter pin that retains the brake pedal clevis pin may not have been installed. The clevis pin connects the brake pedal to the brake foot valve; therefore, if the pin were to come loose, the driver would not be able to apply the service brakes.

Approximately 3,587 vehicles (3,391 US and 196 Canada) are involved in this safety recall.

A copy of the service bulletin covering the repair instructions and procedures is enclosed.

It is important that preparation be made immediately to assure prompt inspection and/or correction of all vehicles involved. The National Traffic and Motor Vehicle Safety Act and Canadian Motor Vehicle Safety Act requires dealers to insure that all new and used vehicles are free of safety defects and comply with all relevant safety standards at the time of delivery to the consumer. All Safety Recalls, which affect new or used inventory, must be performed before the vehicle is sold or leased. Please refer to Service Operations Service Letter #SL-004-001 dated 11/19/92 regarding the aforementioned amendment.

Please note that Dealers are responsible for performing the recall on all vehicles subject to the recall at no charge to the owner regardless of mileage, age of vehicle, or ownership from this time forward. Additionally, the National Traffic and Motor Vehicle Safety Act requires that the owner's vehicle(s) be corrected within a reasonable time after parts are available to the Dealer. The law states that failure to repair a vehicle within (60) days after tender for repair shall be a prima facie evidence of unreasonable time. However, circumstances of a particular situation may reduce the sixty (60) day period. If the vehicle is not repaired within a reasonable time, the vehicle owner may be entitled, without charge, to a reasonable equivalent vehicle or refund of the purchase price, less reasonable allowances for depreciation.

Please use the enclosed Notice of Mandatory Safety Campaign card(s) to report sold or transferred trucks. Make sure these cards are returned to us and not directly to the customer or to another dealer. A notice of the recall will be mailed to all identified registrants of affected vehicles. To avoid warranty denial of your claim for reimbursement of expenses connected with this recall, first, make sure the truck presented for the recall work is on your list. If not, check for the recall authorization on the MACKnet chassis inquiry. Also, check that another Mack dealer has not previously completed the recall.

Mack Trucks, Inc., recommends a follow-up by telephone or a personal visit, of all owners of vehicles subject to the recall who fail to bring the vehicle(s) in for repair. Your District Service Manager will be contacting you to assure that this recall attains the visibility we feel is necessary to ensure 100% completion. Please be prepared to review your progress and/or any problems associated with the recall.

If you have any questions about this recall, which may not have been covered in this letter or enclosures, please contact the Regulatory Affairs group by email at vtna.regulatoryaffairs@volvo.com

Very truly yours,

MACK TRUCKS. INC.

Enclosures: Customer Notice
Service Bulletin
Notification Cards



SAFETY RECALL

(Previously called Vehicle Recall)

SC321

(Not applicable to Mack Trucks Australia)

Date: 03115107

To: All MACK Dealers

Subject: Brake Pedal Pivot Pin Inspections — CTP, GU7 and GU8 Models

Information:

It has been determined that the cotter pin that retains the brake pedal clevis pin may not have been installed at assembly on certain CTP, GU7 and GU8 model chassis. Without this cotter pin, the clevis pin can work its way out of the brake pedal mounting bracket and allow the pedal to disconnect from the bracket. Should this occur, the vehicle operator will not be able to apply the service brakes, resulting in the possibility of a vehicle crash. Approximately 3,587 CTP, GU7 and GU8 model vehicles manufactured between June 28, 2005 and January 31, 2007 are involved in this campaign. A list of affected vehicles has been sent to all applicable dealers.

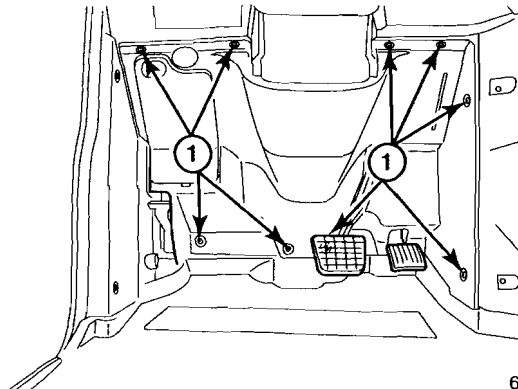
Procedures:

The brake pedal pivot must be inspected for the presence of a cotter pin on all affected vehicles. Before proceeding, determine Safety Recall eligibility by:

- a. Checking Safety Recall status in eWarranty.
- b. Checking the campaign completion label located on the passenger-side door. If the campaign has been completed, SC321 should be written on the label.

Procedures for inspecting the brake pedal pivot are as follows:

1. Secure the chassis for service and apply the parking brakes.
2. Access the brake pedal assembly by removing the nine screws that secure both the center and right-hand trim panels to the bulkhead.

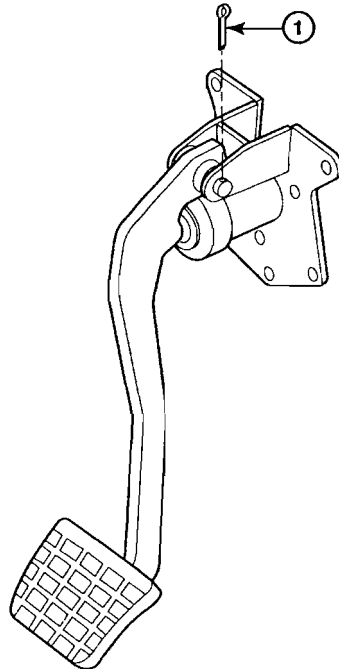


671169a

Figure 1 — Bulkhead Trim Panel Screws

1. Bulkhead Trim Panel Screws

3. Inspect the brake pedal clevis pin for the presence of a cotter pin. If a cotter pin is not present, install a new pin (part No. 29AX3).



586454a

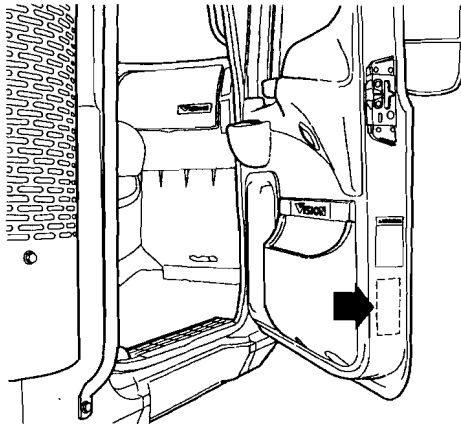
Figure 2 — Inspecting Brake Pedal Clevis Pin

Key	Qty.	Part No.	Description
1	1	29AX3	Cotter pin, 3/32" x 1" long

4. Reinstall the trim panels.

NOTE

To signify that the campaign has been completed, use a permanent-type marker (such as a Sharpie®) to write the campaign number (SC321) and completion date in the spaces provided on the Campaign Completion label located on the lower edge (below the door latch) of the passenger-side door. If a label is not already affixed to the door, apply a label (part No. TS897) and supply the information as required. Campaign Completion labels are available in packs of 50 and can be ordered by faxing a completed BR313 to Pacesetters Business Services at 610-264-9465.



703153a

Figure 3 — Campaign Label Location

Parts Required:

Order vehicle Safety Recall parts on a separate stock order and process through the parts distribution center normally serving your area. Do not include parts on this requisition that are not required for this safety campaign.

International orders are to be prefixed — V.O.R.

Qty.	Part No.	Description
1	29AX3	Cotter pin, 3/32" x 1" long

Reimbursement:

Campaign expenses are to be recovered through normal warranty claim procedures. Enter the following information on the warranty claim:

UNDER	ENTER	
Failed Part (Causal Part)	SC0321	
eWarranty Authorization No.....	SC0321	
Labor Code/Allowance	521 2A 00 95 — 0.2 hr.	Time to take charge of vehicle and determine campaign status by checking eWarranty and the campaign completion label.
	521 2B 00 95 — 0.3 hr.	Time allowed to remove bulkhead trim panels, inspect for presence of cotter pin and install cotter pin as required. Does not include "take-charge" time.

NOTE

As required by Federal Motor Vehicle Safety Standards 49 CFR 573.11, no vehicle subject to an open safety campaign shall be delivered to the customer until such time as the defect or noncompliance is remedied.



MACK TRUCKS, INC.
2100 MACK BOULEVARD
P.O. BOX M
ALLENTOWN, PA 18105-5000

-2 12 3:16
@a-
11/11/07

**SAFETY RECALL SC0321
MARCH 2007**

DEAR MACK TRUCK OWNER:

This notice is sent to you in accordance with the requirements of the National Traffic and Motor Vehicle Safety Act.

Mack Trucks, Inc. has decided that a defect, which relates to motor vehicle safety, exists in certain Mack CTP and GU model vehicles manufactured from June 28, 2005 through January 31, 2007.

SAFETY DEFECT: There exists the potential that the cotter pin that retains the brake pedal clevis pin may not have been installed.

SAFETY RISK: The clevis pin connects the brake pedal to the brake foot valve; therefore, if the pin were to come loose, the driver would not be able to apply the service brakes, which could result in a vehicle crash.

PRECAUTIONS YOU CAN TAKE: The vehicle can be inspected using the attached inspection procedure. If the cotter pin is found to be missing, then the vehicle **MUST** not be operated until the cotter pin is installed.

TIME REQUIRED FOR THE REPAIR: The labor time required to repair your vehicle is approximately a half hour.

WHAT YOU SHOULD DO: You should contact the nearest Mack Parts and Service Center and make an appointment. The vehicle will be inspected and repaired at **no charge** to you. All Mack Parts and Service Centers have been sent a bulletin covering all the details required to perform the safety recall.

You can locate the closest Mack Parts and Service Center by going on line to <http://www.macktrucks.com/> and selecting "Dealer & Service Locations" or by calling our toll-free number: (800) 866-1177.

NOTICE REGARDING LEASED VEHICLES: If you are a Lessor of vehicles subject to this Notice, you have an obligation under Federal Law to provide a copy of this Notice to all Lessees within 10 days of your receipt of this Notice. Further, you must maintain a record, which identifies the Lessee(s) to whom you send a copy of this letter, the date you send this letter, and the Vehicle Identification Number(s) of the vehicle(s) that you have leased to that lessee. For purposes of this Notice, the term Lessor means: a person or entity that is the owner, as reflected on the vehicle's title, of any five or more leased vehicles (as defined in CFR Section 577.4), as of the date of notification by the manufacturer of the existence of a safety-related defect or non-compliance with a Federal Motor Vehicle Safety Standard in one or more of the leased motor vehicles.

**OWNER RECALL
RESPONSE CARD:**

The enclosed "Notice of Vehicle Recall" identifies your vehicle. If you no longer own the vehicle, please help us update our records by completing the "Vehicle Disposition Record" portion of the enclosed postage-free Notice of Mandatory Safety Campaign card and mailing it back to us.

**ASSISTANCE1
COMPLAINTS:**

If your vehicle has not been repaired within a reasonable time after delivering it to a Mack Parts and Service Center, please contact:

Mack Trucks Inc.
Regulatory Affairs Department,
P.O. Box 26115
Greensboro, NC 27402-6115
vtna.regulatoryaffairs@voIvo.com

You may also submit complaints to the Administrator of the National Highway Safety Administration (400 Seventh Street, S.W., Washington DC 20590 or call the toll-free Auto Safety Hot Line at 1-888-327-4236 (TTY: 1-800-424-9153), or go to <http://www.safercar.gov> if you believe that Mack Trucks Inc. has failed to remedy the defect without charge, or has failed to remedy the vehicle within 60 days of the owners first tender to obtain repair following the earliest time that parts are available.

**PRE NOTIFICATION
REMEDIES:**

If you have previously paid for repairs as a result of this issue, you may be entitled to recovery of those expenses.

Submit copies of all documentation supporting your claim according to the rules specified in the "General Plan for Reimbursement of Pre-notification Remedies" provided in this mailing.

We regret any inconvenience this may cause to your operation, but hope you will appreciate our sincere efforts to demonstrate Mack's commitment to provide our customers with the best possible product.

MACK TRUCKS, INC.

PROCEDURES FOR INSPECTING THE BRAKE PEDAL PIVOT

1. Secure the chassis for service and apply the parking brakes.
2. Access the brake pedal assembly by removing the 9 screws that secure both the center and right-hand trim panels to the bulkhead.

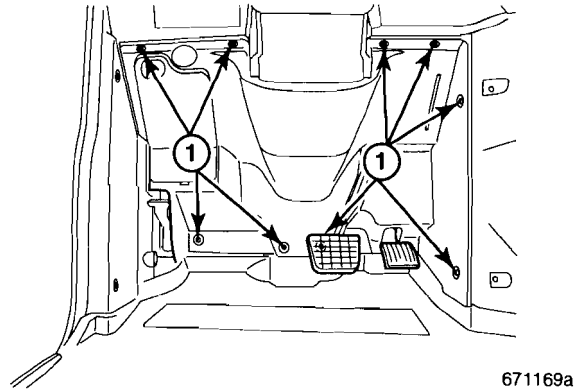
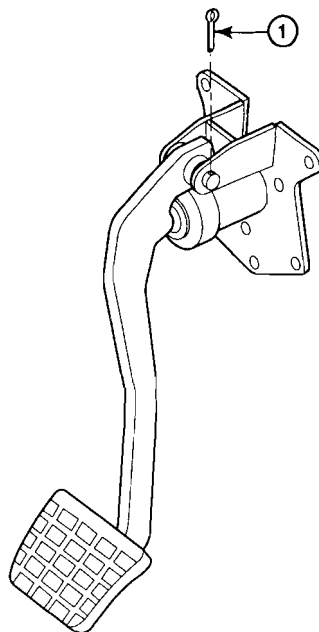


Figure 1 — Bulkhead Trim Panel Screws

1. Bulkhead Trim Panel Screws

3. Inspect the brake pedal clevis pin for the presence of a cotter pin. If a cotter pin is not present, insert a new pin (part No. 29AX3) into the hole at the one end of the clevis pin, and then bend the ends of the cotter pin around the clevis pin.



586454a

Figure 2 — Inspecting Brake Pedal Clevis Pin

Key	Qty.	Part No.	Description
1	1	29AX3	Cotter pin, 3/32" x 1" long

4. Reinstall the trim panels.

General Plan for Reimbursement of Pre-Notification Remedies

Mack Trucks Inc. will administer this plan through its Corporate Regulatory Compliance Department.

The provisions of this plan set forth the procedures to be followed for reimbursing owners (claimants) for the costs associated with repairs performed prior to notification of a recall, to remedy safety defects and non-compliances.

Required Information:

If the claimant's Mack vehicle is affected by a recall campaign and the claimant had the problem corrected at their own expense prior to receiving notification of the recall, Mack Trucks will reimburse the claimant by check for the reasonable amount paid for the appropriate pre-remedy repairs (i.e. the cost of parts, labor, taxes and disposal fees) in accordance with the provisions set forth in this document. In order to process each claim, the claimant **MUST** submit the following documentation to support the request to the Regulatory Compliance Department as specified in the section titled "*Contact Information*":

- Claimant's name, mailing address, and telephone number; and,
- The recall number, title, and description; and,
- The complete 17 digit Vehicle Identification Number (V.I.N.); and,
- A notarized statement by the claimant that the pre-notification repair addressed the defect specified in the owner notification letter; and,
- A copy of the repair invoice or receipt for the repairs.
 - The invoice / receipt must provide the VIN, total amount paid (i.e. total amount of reimbursement requested by the claimant), and include a breakdown of the parts, labor, and other costs.

Limitation of Claims

Mack Trucks will consider all claims, but may deny all or part of the claim for any of the following reasons:

- The vehicle was not part of the recall;
- The repairs were performed more than one (1) year prior to the date, that Mack Trucks notified the National Highway Traffic Safety Administration or Transport Canada, that a safety related defect or non-compliance exists;
- The repairs were performed more than 10 calendar days after the last mailing of the initial customer notification letter, pertaining to the recall;
The vehicle was still covered by warranty or extended warranty on the date of repair which would have provided a free repair;
- If the receipt / invoice is not itemized by parts & labor;
If the repair did not address the safety defect or non-compliance that led to the recall;
If the repair was not reasonably necessary to correct the safety defect or non-compliance that led to the recall;
- If the claim is fraudulent;
- If the repair was not of the same type (repair, replacement, and refund) as the recall remedy;
- If adequate documentation as described above is not submitted to the appropriate address specified in this plan in the section titled "*Contact Information*".

Contact Information

Submit copies of all documentation supporting your claim to:

Mack Trucks Inc.
Regulatory Compliance Department
Attn: Regulatory Compliance Administrator
P.O. Box 26115
Greensboro, NC 27402-6115

Claims will be processed within 60 days of receipt