

March 14, 2007

Dear Service Manager:

Honda Motor Co., LTD. is announcing a safety recall campaign for certain 2005 RLs, TLs, and TSXs. On affected vehicles, a manufacturing fault with the fuel pump relay (PGM-FI Main Relay 2) could cause a coil wire inside the relay to break. If this happens, the fuel pump will not operate and the engine may not start. If the relay fails while driving, the engine may stall without warning and a crash could occur.

#### **Repair Strategy**

The repair is to check the name printed on the fuel pump relay. If the name is DENSO, the relay doesn't need to be replaced. If the name is MITSUBA, replace the relay if the vehicle is shown as eligible on a VIN status inquiry. For repair, affected vehicle, and warranty information, refer to Service Bulletin 07-017, *Safety Recall: Fuel Pump Relay May Cause Engine No-Start or Stalling*.

Some vehicles affected by this campaign may be in your used vehicle inventory. **According to Federal law, these vehicles cannot be sold or leased until they are repaired.** To see if a vehicle is affected by this campaign, verify its eligibility by checking at least one of these items:

- The client has a notification letter.
- The vehicle is shown on your campaign responsibility report.
- The vehicle is shown as eligible on a VIN status inquiry.

#### **Client Notification**

All affected vehicle owners will receive a notification of this campaign the week of April 2<sup>nd</sup>.

#### **Parts Information**

A quantity of fuel pump relays equaling about 30 percent of affected vehicles sold by your dealership will be allocated in mid-March. Additional relays will soon be available through open ordering.

Sincerely,

**American Honda Motor Co., Inc.  
Acura Automobile Division**



Applies TO: **SEE VEHICLES AFFECTED**

March 14, 2007

## Safety Recall: Fuel Pump Relay May Cause Engine No-Start or Stalling

### BACKGROUND

A manufacturing fault with the fuel pump relay (PGM-FI Main Relay 2) could cause a coil wire inside the relay to break. If this happens, the fuel pump will not operate and the engine may not start. If the relay fails while driving, the engine may stall without warning and a crash could occur.

### VEHICLES AFFECTED

**2005 RL** – From VIN JH4KB1...5C016266 thru JH4KB1...5C020997

**2005 TL** – From VIN 19UUA6...5A046061 thru 19UUA6...5A067961

**2005 TSX** – From VIN JH4CL9...5C018626 thru JH4CL9...5C025175

### CLIENT NOTIFICATION

All owners of affected vehicles will be sent a notification of this campaign. An example of the client notification is at the end of this service bulletin.

To verify vehicle eligibility, check at least one of these items:

- The client has a notification letter.
- The vehicle is shown on your campaign responsibility report.
- The vehicle is shown as eligible on a VIN status inquiry.

In addition to the bulleted verification items, check for a punch mark above the third character of the engine compartment VIN. A punch mark in that location means this campaign has already been completed.

Some vehicles affected by this campaign may be in your used vehicle inventory. **According to federal law, these vehicles cannot be sold or leased until they are repaired.** To see if a vehicle is affected by this campaign, do a VIN status inquiry before selling it.

### CORRECTIVE ACTION

Check the name printed on the fuel pump relay (PGM-FI Main Relay 2) in the under-dash fuse/relay box.

- If the name on the relay is **DENSO**, it does not need to be replaced.
- If the name on the relay is **MITSUBA**, and the vehicle is shown as eligible on a VIN status inquiry, replace the relay.

### PARTS INFORMATION

PGM-FI Main Relay 2: P/N 39794-SDA-305

### WARRANTY CLAIM INFORMATION

OP#	Description	FRT	Template ID
3105A1	Inspect the fuel pump relay only.	0.2	07-017A
3101N5	Inspect and replace the fuel pump relay.	0.2	07-017B

Failed Part: 39794-SDA-003

Defect Code: 5RL00

Symptom Code: Q3800

Skill Level: Repair Technician

### REPAIR PROCEDURE

1. Turn the ignition switch to LOCK (0).
2. Remove the left front door sill trim and the left kick panel:
  - Refer to section 20 of the appropriate service manual, or
  - Online, enter keyword **TRIM** and select **Interior Trim Removal/Installation - Door Areas or Front Door Sill Area** from the list.

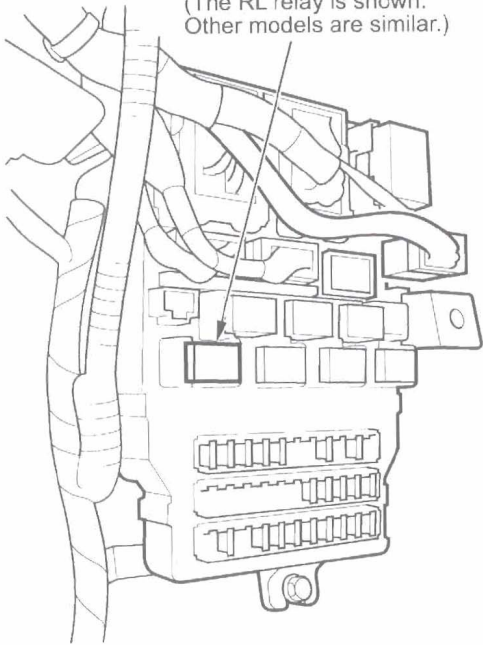


**CLIENT INFORMATION:** The information in this bulletin is intended for use only by skilled technicians who have the proper tools, equipment, and training to correctly and safely maintain your vehicle. These procedures should not be attempted by "do-it-yourselfers," and you should not assume this bulletin applies to your vehicle, or that your vehicle has the condition described. To determine whether this information applies, contact an authorized Acura automobile dealer.

87-3-28  
11-18-07  
11-18-07


- Locate PGM-FI Main Relay 2 (Fuel Pump) in the under-dash fuse/relay box: Look at the name printed on the relay.

**PGM-FI MAIN RELAY 2 (FUEL PUMP)**  
 (The RL relay is shown.  
 Other models are similar.)



- If the name is **DENSO**, the relay is OK. Go to step 6.


**DENSO RELAY**  
 (Do not replace.)



- If the name is **mitsuba**, and the vehicle is not shown as eligible on a VIN status inquiry, go to step 6.
- If the name is **MITSUBA**, and the vehicle is shown as eligible on a VIN status inquiry, go to step 4.

NOTE: MITSUBA may be printed upside down.

**MITSUBARELAY**  
 (Replace it if the vehicle is shown as eligible on a VIN status inquiry.)



- Remove the relay.  
 NOTE: Since the relay will not be reused, it's OK to remove it with pliers.
- Press the new relay into place on the fuse/relay box.
- Reinstall the left kick panel and the left front door sill trim.
- Center-punch a completion mark above the third character of the engine compartment VIN.

Center-punch here.

■9UUAXXXXXXXXXXXXX

Example of Client Letter

March 2007

**Safety Recall: Engine May Not Start or  
May Stall While Driving**

Dear Acura Owner:

This notice is sent to you in accordance with the requirements of the National Traffic and Motor Vehicle Safety Act.

**What is the reason for this notice?**

Honda Motor Co., Ltd. has decided that a defect relating to motor vehicle safety exists in certain 2005 RL, TL, and TSX vehicles. A faulty fuel pump relay may cause the fuel pump to lose power. If the fuel pump becomes inoperative, the engine may not start. In the worst case, if the fuel pump loses power while driving, the engine could stall without warning, and a crash could occur.

**What should you do?**

Call any authorized Acura dealer, and make an appointment to have your vehicle repaired. The dealer will inspect the fuel pump relay and replace it if needed. This work will be done free of charge. Please plan to leave your vehicle for half a day to allow the dealer flexibility in scheduling.

**Who to contact if you experience problems.**

If you are not satisfied with the service you receive from your Acura dealer, you may write to:

American Honda Motor Co., Inc.  
Acura Client Services  
Mail Stop 500-2N-7E  
1919 Torrance Blvd.  
Torrance, CA 90501-2746

If you believe that American Honda or the dealer has failed or is unable to remedy the defect in your vehicle, without charge, within a reasonable period of time (60 days from the date you first contact the dealer for a repair appointment), you may submit a complaint to:

Administrator  
National Highway Traffic Safety Administration  
400 Seventh Street, SW  
Washington, DC 20590

You can also call the toll-free Safety Hotline at (888) 327-4236 (TTY [800] 424-9153), or go to [www.safercar.gov](http://www.safercar.gov).

**What to do if you feel this notice is in error.**

Our records show that you are the current owner or lessee of a 2005 RL, TL, or TSX involved in this campaign. If this is not the case, or the name/address information is not correct, please fill out and return the enclosed, postage-paid Information Change Card. We will then update our records.

**Lessor Information.**

Federal law requires that any vehicle lessor receiving this recall notice must forward a copy of this notice to the lessee within 10 days.

**If you have questions.**

If you have any questions about this notice, or need assistance with locating an Acura dealer, please call Acura Client Services at (800) 382-2238.

We apologize for any inconvenience this campaign may cause you.

Sincerely,

**American Honda Motor Co., Inc.  
Acura Automobile Division**