

**MONACO**  
COACH CORPORATION

DATE: February 16,2007

Total Pages: 8 (including cover)

To: Service and Parts Manager

From: Monaco Customer Service

Re: The following pages are pertaining to:  
Recall **07V0100000** - US Units  
Recall **06-375** – Canada Units

**This** recall pertains to inspecting the frame **exntension** where the hitch receiver mounts and adding reinforcement at the hitch mounting point.

Products involved are certain **2001-2003** Holiday Rambler Admiral, Admiral SE, Endeavor Gas and Vacationer and Monaco **Lapalma**, Monarch and Moarche SE Class A Motorhomes.

You should receive the US owner letter, dealer letter and the repair instructions

If you have any questions pertaining to this recall or you did not receive **all** pages, please contact  
US @ **1-800-685-6545**.



**MONACO**  
COACH CORPORATION

February 15, 2006

**VEHICLE SAFETY DEFECT SERVICE BULLETIN**

**Recall Campaign 07V010000 US Units**

**Recall Campaign 06-375 CN Units**

Monaco File # R02206

**Re: Safety Recall - Frame Extension**

Dear Monaco Coach Corporation Dealer:

Monaco Coach Corporation has initiated a voluntary safety recall **campaign** relating to certain Class A motorhomes manufactured from September 5, 2000 through November 5, 2002. The affected vehicles are certain Monaco 2001-2003 Lapalma, 2001-2002 Monarch and 2002-2003 Monarch SE, and Holiday Rambler 2001-2002 Admiral, 2002-2003 Admiral SE, 2001-2002 Endeavor Gas and 2001-2003 Vacationer.

A copy of the notification letter that is being sent to owners is enclosed.

The National Traffic and Motor Vehicle Safety Act provides that each vehicle that is subject to a recall campaign of **this** type must be adequately repaired within a reasonable **time** after the owner **has** tendered it for repair. Generally, failure to repair within sixty (60) days after the **owner's** first delivery for repair is **assumed** to be an unreasonable delay.

**THE ISSUE**

The **frame** extension lower flange may crack allowing the hitch to bend **down**. The hitch receiver is secured to the lower flange of **frame** extension. Observed contributing factors to failures are **customers** exceeding the weight rating of the hitch and tongue loads, hitches not setup at proper angles, not using supplemental towed **vehicle** braking systems and hitch extensions which reduce the overall hitch and tongue weight rating by 50 percent. The hitch can tear loose the lower flange of the extension and may cause the hitch to drag the ball mount or **come** separated **from** vehicle. The operator may notice that the tow **bar** or **A-frame** is positioned at a distorted **angle**. As a precautionary measure, Monaco Coach Corporation has elected to perform this voluntary safety recall campaign.

**MONACO COACH CORPORATION**

606 Nelson's Parkway • P.O. Box 465 • Wakarusa IN 46573

Telephone: (574) 862-7211 • (877) 4-MONACO

### AFFECTED UNITS

If our records indicate that you have any of the affected vehicles in your inventory, you will also receive an owner notification letter identifying those units. *Federal law requires that any vehicle lessor receiving this recall notice must forward a copy of this notice to the lessee within ten days*

### THE REPAIR

The remedy will involve the addition of two pieces of angle steel; one to each side on the interior side of the frame extension where the hitch mounts to the frame extension and a new hitch bolt kit in order to reinforce the frame extension flange. Please review the repair instructions for the labor operation code and labor time allowance. Parts are readily available by faxing the enclosed Recall Parts Purchase Order to 1-800-498-9478. If you have any questions concerning the repair procedure, please contact a member of our Technical Support staff toll free at 877-332-9239.

### DEALER CAMPAIGN RESPONSIBILITY


All unsold new/used vehicles in dealer's possession and subject to this campaign must be held and inspected/repared per the service procedure of this campaign bulletin before owners take possession of these vehicles. Dealers are to service all vehicles subject to this campaign at no charge to owners, regardless of mileage, age of vehicle, or ownership, from this time forward.

Owners of vehicles recently sold from your new/used vehicle inventory for which the dealer receives the owner recall notification are to be contacted by the dealer, and arrangements made to make the required correction according to the instructions enclosed with this bulletin. This could be done by mailing to such owners a copy of the applicable owner letter accompanying this bulletin. Please also notify Monaco Coach Corporation of any such owner you have received notification for.

In summary, whenever a vehicle subject to this campaign enters your vehicle inventory, or is in your dealership for service in the future, please take the steps necessary to be sure the campaign correction has been made *before* selling or releasing the vehicle.

In addition to a letter, owners will receive a recall notification/dealer claim form. The vehicle owner will present this form to you upon arrival for the service appointment. Please review the instructions on the face of the notification form and fill in the claim portion when the repair is completed.



Sincerely,



Michael R. Becler  
Customer Service Manager  
Monaco Coach Corporation

## Recall Repair Procedures

---

- Products:  2001-03 Holiday Rambler Admiral, Admiral SE, Endeavor Gas & Vacationer
-  2001-03 Monaco LaPalma, Monarch, & Monarch SE

**RECALL 07V010000**  
**CANADA # 06-375**  
**Monaco File R02206**  
**Hitch Receiver Frame Reinforcement**

### Purpose of recall:

Inspect the Frame Extension where Hitch Receiver mounts. Add reinforcement at hitch mounting point.

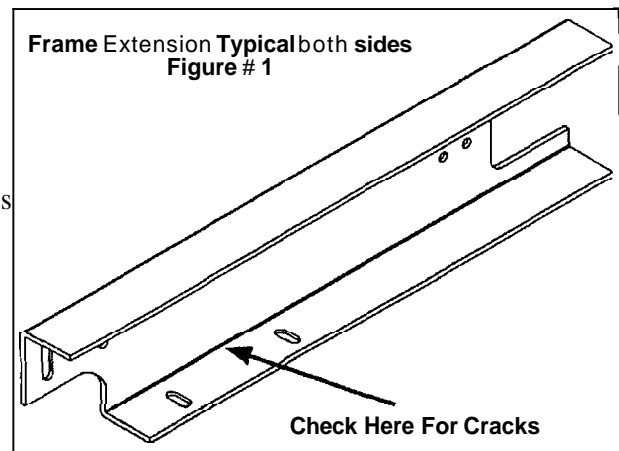
Read these instructions carefully and become thoroughly familiar with the procedures before beginning repairs. Park unit on a flat, level surface. Place transmission in Neutral or Park if equipped. Set the park brake and turn engine off.

### Inspection Process:

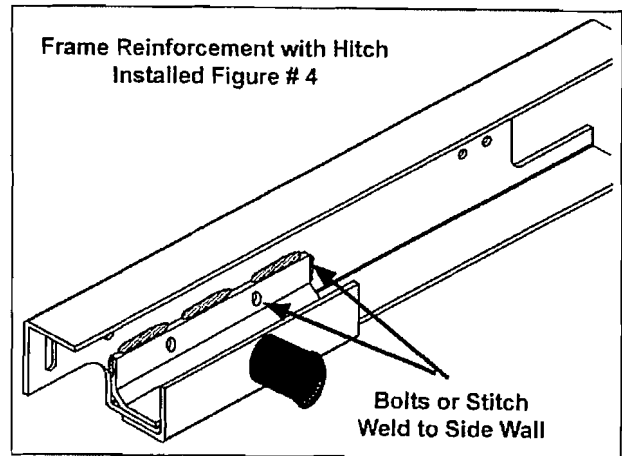
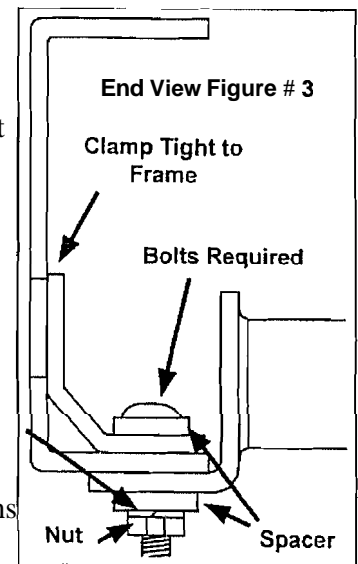
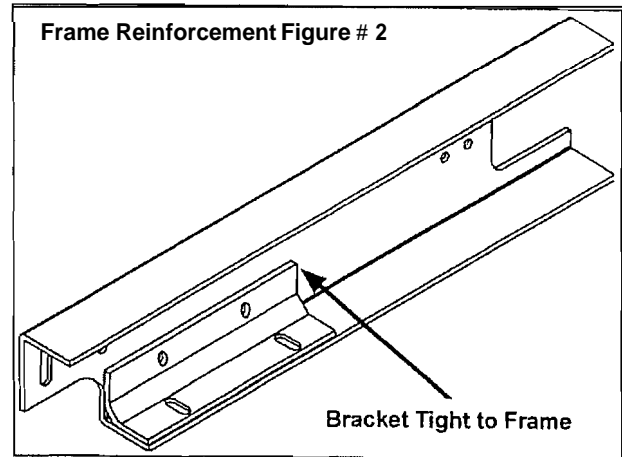
1. Check and document what the Vehicle tows and the equipment used (I.E. Hitch Extender, Drop Shank, Weight distribution head assembly, Car or SUV, Cargo or Box Trailer, Brake control or brake buddy or none)
2. Carefully inspect the hitch, especially the mounting bolts and frame extension area both sides (See Figure # 1).

NOTE: **Any** existing damage to the hitch or frame extensions requiring replacement needs Monaco Technical Advisor prior Approval to proceed.

3. If the hitch is bent or if the bolts are sheared and caused damage to the mounting bolt holes, we recommend hitch replacement
4. If the frame is bent at the point the hitch is mounted:
  - A. Unbolt and remove the hitch.
  - B. Return the frame to its original location by using a cutting torch and or clamps.
  - C. If any cracks present in frame extensions, grind and weld back together.
5. Verify Receiver is either a Reese or Hidden Hitch. There are 2 separate reinforcement kits by manufacture for mounting hole alignment.
6. Support or clamp the hitch to the Frame extensions and remove the old mounting hardware (or reinstall receiver, if removed in prior steps).



7. Install an angle reinforcement to the inside of each of the frame extensions lining up the holes to the lower, flange and through to receiver (See Figure # 2).
8. Install new bolts, spacer blocks, lock washers and lock nut provided with kit per the Receiver installation instructions supplied with Kit. Hand tighten all fasteners at this point (See figure # 3).
9. Clamp the Vertical edge of the angle reinforcement to inside edge of frame extension (See figure # 3). Remove the Hitch and back drill holes in sidewall of the Frame and install bolts in the sidewall. Reinstall the Hitch
10. Torque the lower flange bolts to proper torque supplied on instruction sheet supplied with Icit..
11. Torque Bolts in the sidewall of Frame or Stitch welded (as Figure # 4).  
Paint Welds and New Brackets.



**Parts:** Order Kit # 07V010000  
06-375

**Kit contains:** **Kit A** = 1 - Reese Kit S01806702 Angles, Bolt Kit Instructions  
**Kit B** = 1 - Hidden Hitch Kit S01806706 Angles, Bolt Kit  
& Instructions

**Warranty:** Submit a warranty claim form for each unit repaired using the following labor codes and time. Please record any applicable Make, Model and Serial number of inspected and / or repaired / replaced Components on the warranty claim form..

NOTE: Submit one Labor Operation Code and Labor Hours time per unit repaired. Hitch replacement time includes the adding of reinforcing kit.

**Labor Operation Code - Angle Reinforcement:**

USA Intergy - 22830243RC • E1 - 228302RC  
CAN Intergy - 22840243RC • E1 - 228402RC

**Labor Hours:** .75

**Labor Operation Code - Hitch Replacement:**

USA Intergy - 22850243RC • E1 - 228502RC  
CAN Intergy - 22860243RC • E1 - 228602RC

**Labor Hours:** 1.5

**Monaco Coach Corporation**

**RECALL PARTS PURCHASE ORDER**

Recall 07V010000  
Canada 06-375  
Monaco File R02206  
Hitch Receiver Reinforcement

Confirming Order Number. \_\_\_\_\_

Date: \_\_\_\_\_

Ship To: \_\_\_\_\_  
\_\_\_\_\_  
\_\_\_\_\_  
\_\_\_\_\_

PO Number: \_\_\_\_\_

Part. Order # USA - 07V010000  
CAN - 06-375

Please only check one box

Kit contains:

KIT A = 1 - Reese Reinforcement  
KIT B = 1 - Hidden Hitch Reinforcement

Please only check one box

Customer Name. \_\_\_\_\_

Serial Number(s): \_\_\_\_\_

All parts will be shipped UPS ground unless other  
Arrangements are made in advance.  
FAX TO: 1-800-498-9478

**MONACO COACH CORPORATION**  
**P.O. Box 465 Wakarusa, IN 46573**  
**606 Nelsons Parkway Wakarusa, IN 46573**



**MONACO**  
COACH CORPORATION

February 15, 2007

**VEHICLE SAFETY DEFECT SERVICE BULLETIN**  
**Recall Campaign No. 07V010000**  
**Monaco File # R02206**

**Re: Safety Recall – Frame Estension**

Dear Owner:

This notice is sent to you in accordance with the requirements of the National Traffic and Motor Vehicle Safety Act.

Monaco Coach Corporation has decided that a defect which relates to motor vehicle safety exists in certain Class A motorhomes manufactured from September 5, 2000 through November 5, 2002. The affected vehicles are certain Monaco 2001-2003 Lapalma, 2001-2002 Monarch and 2002-2003 Monarch SE, and Holiday Rambler 2001-2002 Admiral, 2002-2003 Admiral SE, 2001-2002 Endeavor Gas and 2001-2003 Vacationer.

According to our information, your unit identified on the enclosed form is affected. *Federal law requires that any vehicle lessor receiving this recall notice must forward a copy of this notice to the lessee within ten days*

The frame estension lower flange may crack allowing the hitch to bend down. The hitch receiver is secured to the lower flange of frame extension. Observed contributing factors to failures are customers exceeding the weight rating of the hitch and tongue loads, hitches not setup at proper angles, not using supplemental towed vehicle braking systems and hitch extensions which reduce the overall hitch and tongue weight rating by 50 percent. The hitch can tear loose the lower flange of the extension and may cause the hitch to drag the ball mount or come separated from vehicle. The operator may notice that the tow bar or A-frame is positioned at a distorted angle. As a precautionary measure, Monaco Coach Corporation has elected to perform this voluntary safety recall campaign.

The remedy will involve the addition of hvo pieces of angle steel to the frame extension and hitch mounting point in order to reinforce the frame extension flange. The recall repair will be performed at no cost to you. If you had the defect, which is the subject of this letter, remedied prior to receiving this letter, you may be eligible for reimbursement by Monaco Coach Corporation for your remedy costs.

**MONACO COACH CORPORATION**  
606 Nelson's Parkway • P.O. Box 465 • Wabascus IN 46573  
Telephone: (574) 862-7211 • (877) 4-MONACO

You may contact your Monaco Coach Corporation dealer to arrange for a service appointment. Instructions for making this correction have been sent to your dealer and parts are readily available

The labor time necessary to perform this recall campaign is approximately 1.0 hours. Please ask your dealer if you wish to know how much additional time may be needed to schedule and process your motorhome.


The enclosed Recall Notification Form identifies your motorhome and will serve as an authorization and claim form to have the correction made.. Presentation of this form to your dealer will assist in making the necessary correction in the shortest possible time. If you have sold or traded your vehicle, or for any reason cannot have this recall service performed, please let us know by completing the postage paid reply card and returning it to us promptly.

Your Monaco Coach Corporation dealer is best equipped to provide service to ensure your motorhome is corrected as promptly as possible. If, however, you take your unit to your dealer on the agreed service date and the dealer does not remedy this condition on that date or within three (3) days, please call our toll free recall hotline at (800) 665-6545 or our toll free number for Technical Service at (877) 466-6226.

If, after contacting your dealer, and the recall assistance service line, you believe Monaco Coach Corporation has failed or has been unable to remedy the noncompliance without charge or there has been an unreasonable delay in securing the remedy, you may submit a complaint to the Administrator, National Highway Traffic Safety Administration, 400 Seventh Street, SW, Washington, DC 20590; or call the toll-free Vehicle Safety Hotline at 1-888-327-4236 (TTY:1-800-424-9153); or go to <http://www.safercar.gov>

We apologize for any inconvenience that this may cause you. However, we have taken this action in the interest of your safety and continued satisfaction with your Monaco Coach Corporation Motorhome..

Sincerely,



Michael R. Becker  
Customer Service Manager  
Monaco Coach Corporation