



Frank M. Ligon
Director
Service Engineering Operations
Ford Customer Service Division

Ford Motor Company
P. O. Box 1904
Dearborn, Michigan 48121

March 22, 2006

TO: All U.S. Ford and Lincoln Mercury Dealers

SUBJECT: DEMONSTRATION / DELIVERY HOLD: Safety Recall 07S50:
Certain 2008 F-250/350/450/550 Vehicles Equipped with a 6.4L Diesel Engine
Battery Cable Inspection and Adjustment

REF: DEMONSTRATION / DELIVERY HOLD: Safety Recall 07S49:
Certain 2008 F-250/350/450/550 Vehicles Equipped with a 6.4L Diesel Engine
Powertrain Control Module Recalibration

AFFECTED VEHICLES

Certain 2008 F-250/350/450/550 vehicles equipped with a 6.4L diesel engine, built at the Kentucky Truck Plant from Job #1 through January 28, 2007. Affected vehicles are identified in OASIS. In addition, for a list of vehicles assigned to your dealership, visit <https://web.fsavinlists.dealerconnection.com>. This information will be available on March 22, 2007.

REASON FOR THIS SAFETY RECALL

Some of the affected vehicles may not have adequate clearance between the positive battery cable and the rear attachment bolt for the right front splash shield. If the cable rubs against the bolt, it may be possible for an electrical short to occur.

SERVICE ACTION

Dealers will inspect the clearance between the splash shield bolt and the positive battery cable near the starter. If necessary, two of the retention brackets for the battery cable may need to be adjusted to move the cable away from the bolt.

VEHICLES ALSO AFFECTED BY SAFETY RECALL 07S49

Please note: All of the affected vehicles in this program are also included in Safety Recall 07S49 – Powertrain Control Module Recalibration. Please be sure to check OASIS and complete 07S49 if it is open.

PLEASE NOTE:

Federal law requires dealers to complete this recall service before a new vehicle is delivered to the buyer or lessee. Violation of this requirement by a dealer could result in a civil penalty of up to \$5,000 per vehicle. Correct all vehicles in your new vehicle inventory before delivery.

ATTACHMENTS

Attachment I: Administrative Information
Attachment II: Labor Allowances and Parts Ordering Information
Attachment III: Technical Information
Customer Notification Letter (When available)

QI & ASSIST

Special Service Support Center (Dealer Only)I-800-325-5621

Sincerely,



Frank M. Ligon

DEMONSTRATION ■ DELIVERY HOLD: Safety Recall **07S50**
Certain 2008 F-250/350/450/550 Vehicles Equipped with a 6.4L Diesel Engine
Battery Cable Inspection and Adjustment

OASIS ACTIVATED?

Yes. OASIS will be activated by March 22, 2007.

FSA VIN LIST ACTIVATED?

Yes. It will be Available through FMCDealer.com or at <https://web.fsavinlists.dealerconnection.com> by March 22, 2007. Owner names and addresses will be available by April 4, 2007.

NOTE: Your FSA VIN list may contain owner names and addresses obtained from motor vehicle registration records. The use of such motor vehicle registration data for any purpose other than in connection with this recall is a violation of law in several states, provinces, and countries. Accordingly, you must limit the use of this listing to the follow-up necessary to complete this recall action.

STOCK VEHICLES

Correct all affected units in your new vehicle inventory before delivery

SOLD VEHICLES

Owners of affected vehicles will be directed to dealers for repairs.

Immediately contact any of your affected owners whose vehicles are not on your VIN lists but are identified in OASIS. Give the owner a copy of the Customer Notification Letter (when available) and schedule a service date.

- Correct other affected vehicles identified in OASIS which are brought to your dealership.

TITLE BRANDED ■ SALVAGED VEHICLES

Affected title branded and salvaged vehicles are eligible for this Field Service Action.

RELATED DAMAGE

If a related damage condition exists that you believe to be caused by the covered condition, call the Special Service Support Center to request approval prior to the repair of any related damage. Requests for approval after completion of the repair will not be granted. Ford Motor Company reserves the right to deny coverage for related damage in cases where the vehicle owner has not had this recall performed on a timely basis.

DEMONSTRATION ■ DELIVERY HOLD: Safety Recall **07S50**
Certain 2008 F-250/350/450/550 Vehicles Equipped with a 6.4L Diesel Engine
Battery Cable Inspection and Adjustment

ADDITIONAL LABOR TIME

If a condition exists that requires additional labor to complete the repair, call the Special Service Support Center to request approval **prior** to performing any additional labor.

Requests for approval after completion of the repair will not be granted.

If you encounter aftermarket equipment or modifications to the vehicle which might prevent the repair of the covered condition, call the Special Service Support Center.

OWNER REFUNDS

Refunds are not authorized for this program.

RENTAL VEHICLES

The use of rental vehicles is not authorized for this program.

CLAIMS PREPARATION AND SUBMISSION

- Enter claims using Direct Warranty Entry (DWE).
"MT" labor should be submitted on a separate repair line with the related damage flag checked. "MT" labor requires approval from Special Service Support Center.
- Refer to ACESII manual for claims preparation and submission information.

DEMONSTRATION / DELIVERY HOLD: Safety Recall **07S50**
Certain 2008 F-250/350/450/550 Vehicles Equipped with a 6.4L Diesel Engine
Battery Cable Inspection and Adjustment

LABOR ALLOWANCES

Description	Labor Operation	Labor Time
Inspect battery cable to splash shield bolt clearance and make necessary adjustments.	07S50B	0.2 Hour

PARTS REQUIREMENTS | ORDERING INFORMATION

Parts are not required to complete this recall.

CERTAIN 2008 F-250/350/450/550 VEHICLES EQUIPPED WITH A 6.4L DIESEL ENGINE – BATTERY CABLE INSPECTION AND ADJUSTMENT

OVERVIEW

This program involves inspecting the clearance between the positive battery cable and the right front splash shield bolt, that can be seen in the right front inner fender.

INSPECTION AND ADJUSTMENT

1. Place the vehicle on hoist.
2. Verify that there is at least 15 mm (5/8 in) of clearance between the positive battery cable and the splash shield bolt by placing your hand between them. See Figure 1

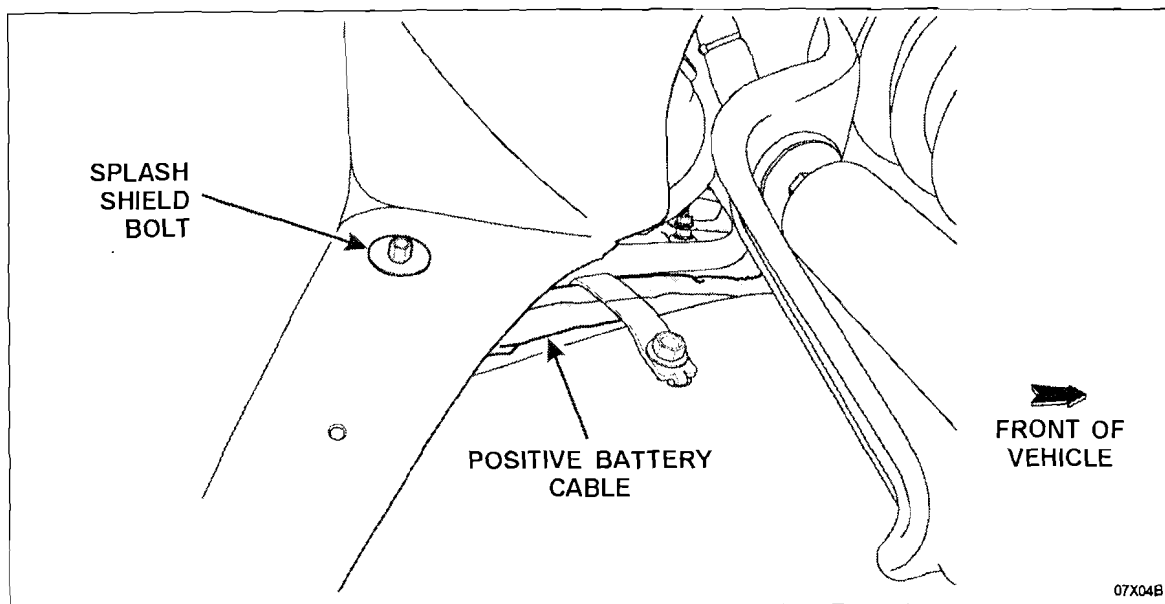


FIGURE 1



3. If you are unable to fit your hand between the splash shield bolt and the positive battery cable (at least 15 mm [5/8 in]), bend the P-clip over the frame and recheck for clearance. See Figure 2.

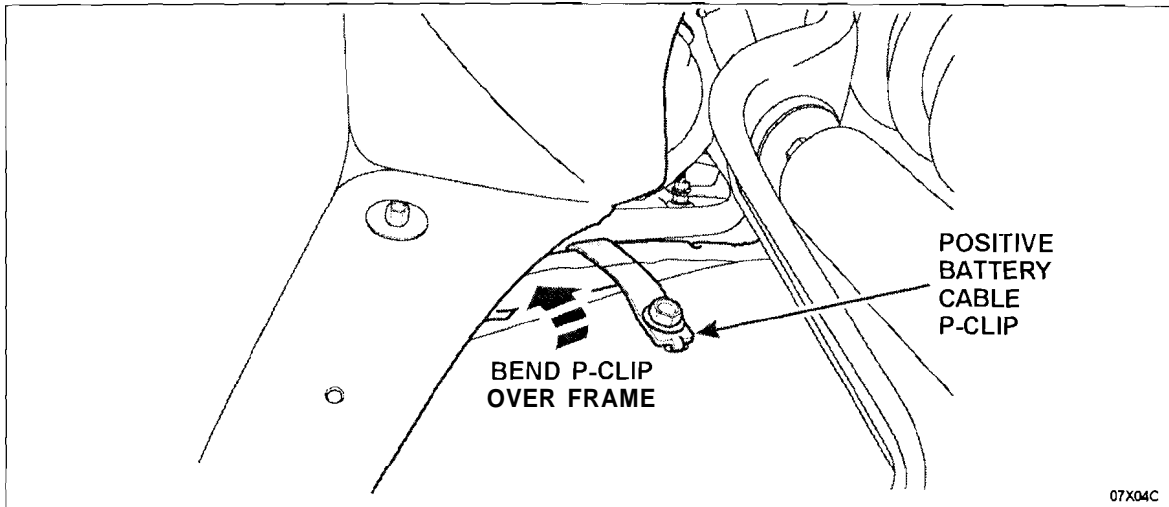


FIGURE 2

4. If still unable to fit your hand between the splash shield bolt and the positive battery cable (at least 15 mm [5/8 in] clearance), then pull the cable towards the engine to bend the positive battery cable-to-starter bracket to create the necessary clearance (at least 15 mm [5/8 in]). Then verify the clearance between the splash shield bolt and the positive battery cable. See Figure 3.

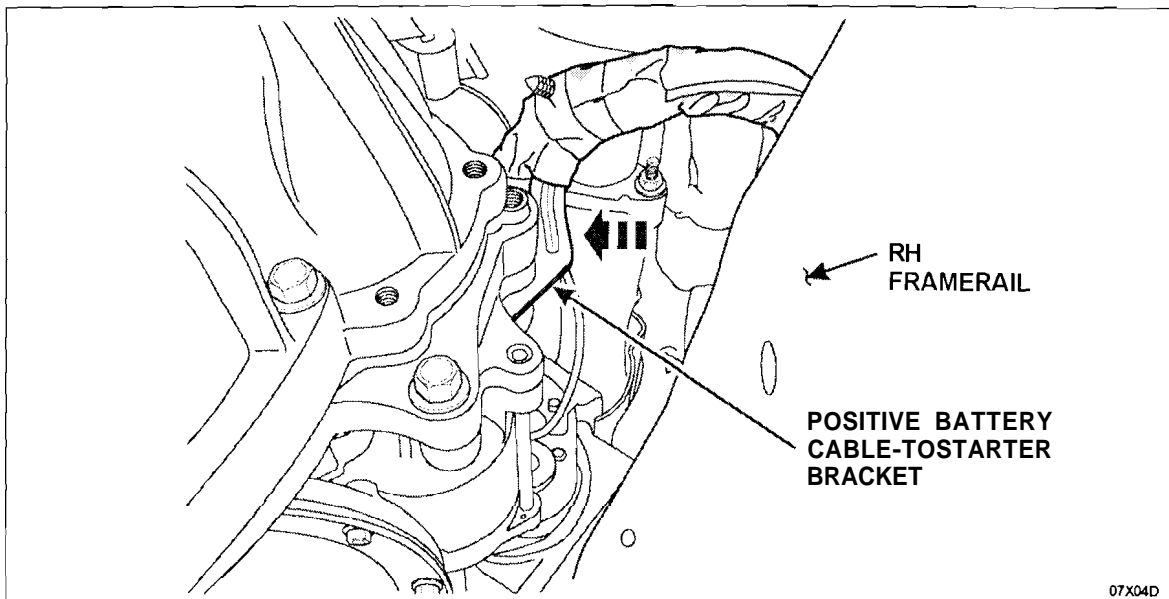


FIGURE 3

