



# Service Bulletin No. 274B

<b>MODEL</b> D Series Coaches	<b>TYPE</b> Field Change Program	<b>SECTION/GROUP</b> 7 – Electrical	<b>DATE</b> Aug. 16, 2007
<b>SUBJECT</b> BOOST CONNECTOR			
<b>CONDITIONS</b>			

**THIS BULLETIN SUPERCEDES FIELD SERVICE BULLETIN 274 IN IT'S ENTIRETY.**

Ref. NHTSA Recall No.: 06V-481

Ref. Transport Canada Recall No.: 06-352

**Description:**

Motor Coach Industries, Inc. ("MCI") has determined that a defect which relates to motor vehicle safety may exist in certain MCI D series coaches that contain a boost connector. MCI has become aware that the boost connector's plastic housing may crack, which can allow the positive and negative leads to come in contact. In rare conditions, this may cause an overheat with arcing, and could result in a thermal event.

MCI is instituting a field change program to replace the boost connectors in all of the coaches listed below. This bulletin describes the procedures for properly disconnecting and replacing the boost connector.

The MCI D Series coaches that may be affected by this defect are the following: 49869, 50278, 50282, 50288, 50291, 50298, 50299, 50321-351, 50387-410, 50413-422, 50423, 50424, 50426-428, 50526-529, 51564, 51591, 51597, 51602, 51608, 51662-667, 51726-729, 51732, 51733, 51735, 51736, 51739-742, 51745-748, 51751-754, 51757-760, 51763-766, 51769-772, 51775-778, 51781-784, 51787-789, 53199, 53201, 53228-244, 53250, 53251, 53255-258, 53260, 53261, 51255, 51262, 51271, 51272, 51276, 51277, 51281, 51282, 51285, 51286, 51349-351, 51353-356, 51358-361, 51363-366, 51368-371, 51373-376, 51378-380, 51382-385, 51387-389, 51391-394, 51396-399, 51401-408, 51410-51412, 51414-426, 51428-431, 51433-435, 51437-440, 51442-452, 51454-462, 51464-466, 51470-471, 51473-475, 51477-480, 51482-485, 51487-489, 51491-494, 51496-498, 51500-503, 51505-508, 51510-512, 51514-517, 51519-521, 51523-526, 51528-531, 51533-535, 51537-51539, 51541-544, 51546-549, 51551-554, 51556-560, 52435, 52438-450, 52546, 52548, 52584, 52586, 52587, 52589, 52590, 52592, 52593, 52595, 52596, 52598, 52599, 52601, 52602, 52604, 52605, 52607, 52608, 52610, 52611, 52613, 52614, 52616, 52617, 52619, 52620, 52622, 52623, 52625, 52626, 52628, 52629, 52631, 52632-634, 52636, 52637, 52639, 52640, 52642, 52643, 52645, 52646, 52648, 52649, 52651, 52652, 52654, 52655, 52657, 52658, 52660, 52661, 52663, 52664, 52665, 52667, 52668, 52670, 52671, 52673, 52674, 52676, 52677, 52679, 52680, 52687, 52688, 52690, 52691, 52693, 52694, 52696, 52697, 52699, 52700, 52702, 52703, 52705, 52706, 52708, 52709, 52711, 52712, 52714, 52715, 52717, 52718, 52720, 52721, 52723, 52724, 52726, 52727, 52729, 52730, 52732, 52733, 53087, 53089, 53091, 53093, 53095, 53097, 53099, 53101, 53103, 53105, 53107, 53109, 53111, 53113, 53115, 53117, 53119, 53121, 53123, 53125, 53127, 53129, 53131, 53133, 53135, 53137, 53139, 53404, 53408, 53411, 53414, 53417, 53419, 53424, 53430, 53442, 53448, 53454, 53460, 53595, 53597, 543598, 53599, 53222, 53247, 53253, 53440, 53441, 53443-447, 53449-453, 53457-459, 53461-464, 53466-470, 53472-476, 53478-53482, 53484-488, 53490-494, 53496-500, 53502-504, 53520-538, 53540-544, 53546-550, 53552-556, 53558-562, 53564-568, 53570-53573, 53838-878, 53964-977, 54116-145, 54210-54214, 54391-396, 54597-616, 54819-842, 55113, 55156-161, 55163-198, 55200-202, 55204-207, 55280-329, 55551-561, 55758, 55760-762, 55961, 55964-968, 56077-103, 56263, 56268-297, 56299-302, 56413-450, 56452, 56455, 56456-479, 56480-483, 56497-505, 56591-661, 56663-707, 56376-56378, 55640-643, 55645-55679, 55944-55950, 56165, 56166, 56303-311, 56374, 56375, 56506-521, 56530-537, 56583, 56710-713, 56818-892, 56906-925, 56944-993, 57037, 57038, 57055, 57061-063, 57067-069, 57073-145, 57172-191, 57219-225, 57244-252, 57256-324, 57410-416, 56723-742, 56795, 56994-996, 56998-57000, 57002-017, 57020, 57022, 57072, 57192, 57227-242, 57331, 57380-399 and 57410-57416.



## NOTE

Refer to Page 2 of this bulletin for more MCI D Series coaches that may be affected by this defect.

**These MCI D Series coaches may also be affected by this defect:** 53574, 53579, 53602-606, 53608-612, 53614-618, 53620-624, 53626-630, 53632-636, 53638-642, 53644-648, 53650-654, 53656-660, 53662-666, 53668-672, 53674-690, 53692-720, 53722-746, 53764-814, 53879-960, 53995-54051, 54292-301, 54316-378, 54399-403, 54425-429, 54431-438, 54440-443, 54445-448, 54450-453, 54455-472, 54474-477, 54479-483, 54485-493, 54495-498, 54500-507, 54509-512, 54514-517, 54519-522, 54524-54531, 54533-537, 54539-544, 54546-596, 54622-679, 54686-698, 54700-717, 54719-739, 54769-818, 54866-914, 54916, 54928-55011, 55013-017, 55035-087, 55436-437, 55440-441, 55596-605, 55821-838, 55873-928, 55939, 55969-979, 56011-068, 56148-155, 55012, 55606, 55638, 55644, 54309-312, 54315, 54619, 54681-683, 54740-758, 54974, 55104-112, 55114-153, 55209-279, 55330-340, 55343-398, 55400-403, 55405-416, 55418-425, 55427-435, 55438-439, 55442-443, 55519-543, 55574-578, 55680-689, 55695-754, 55763, 55781-820, 55980-56010, 56069-076, 56104-110, 56115-116, 56118-120, 56122-123, 56125-127, 56129-130, 56132-133, 56135-137, 56139-140, 56142-147, 56156-163, 56186-193, 56208-219, 56222-256, 56261, 56298, 56330-350, 56352-364

## Parts

Qty.	New P/N	Description
1	07-08-2196	Kit - Booster Post <i>Kit Contents are:</i>
1	07-08-2024	Bracket, Mounting
1	07-08-2149	Protective Cap, Booster Posts, Black
1	07-08-2150	Decal, Booster Posts
1	07-12-2153	Connector Assy.
4	19-1-1074	Capscrew, 5/18–18 x 1.25
2	19-1-529	Screw, Tapping
4	19-2-198	Washer, Lock, Spring, 5/16, SST
4	19-2-62	Washer, Plain, Flat, 5/16, SST
4	19-3-314	Nut, Hex, 5/16–18 UNC, SST



## NOTE

A vehicle to vehicle booster post adapter assembly is not covered in this field change program. Customers should refer to MCI Service Bulletin 2949 for information relating to the booster post adapter assembly.

### Service Procedure:

#### General notes

Read this entire procedure before beginning work.

#### Use Safe Shop Practices At All Times.


1. Turn the main battery disconnect switch to the OFF position. Chock both sides of the tires.



## WARNING

Ensure that the main disconnect is OFF prior to working on any coach electrical component.

2. Open the rear, side service compartment door and locate the boost connector ( Figure 1 ).
3. Clearly identify the existing coach harnesses that are routed to the 24 Volt and Ground booster posts.
4. Remove and retain the nuts, washers, boost connector cables and booster cable from the booster posts.



**Figure 1. Existing boost connector.**

5. Remove the two capscrews that secure the mounting bracket to the frame. Discard the mounting bracket and the existing boost connector.

6. Position the mounting bracket ( p/n 07-08-2024 ) on the frame, aligned with existing holes in the frame.
7. Secure the connector assy ( p/n 07-12-2153 ) to the mounting bracket ( p/n 07-08-2024 ) using the hardware provided in the Parts list ( p/n 19-1-1074, 19-2-198, 19-2-62 and 19-3-314 ) ( Figures 2 and 3 ).

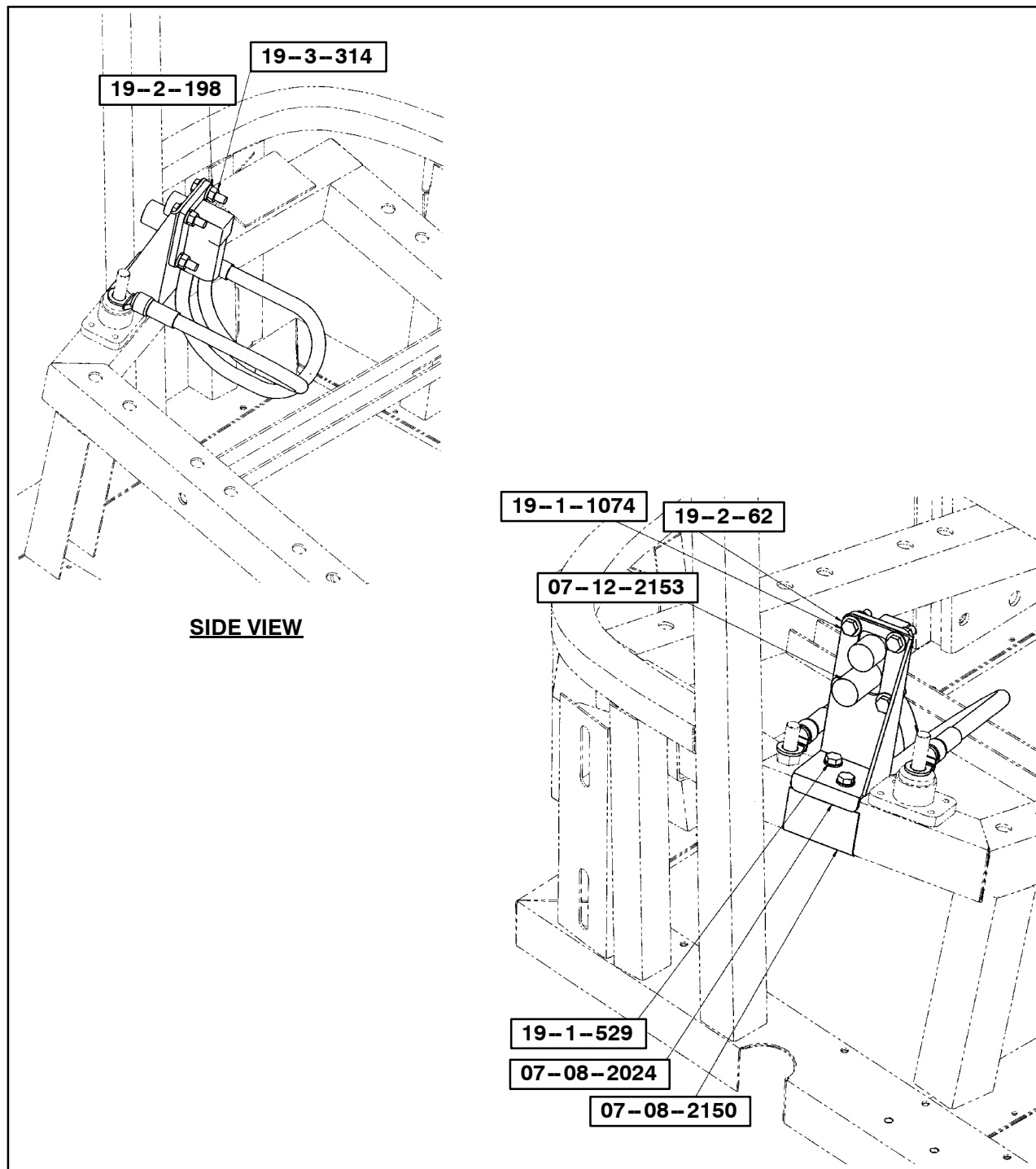


Figure 2.

8. Install the booster connector assembly ( mounting bracket ) to the frame and secure the protective cap ( p/n 07-08-2149 ) using two screws ( p/n 19-1-529 ) ( Figures 3 and 4 ).




Figure 3. Reference photo.



Figure 4. Reference photo.

9. Using a clean cloth and an isopropyl alcohol and water mixture, clean the decal application area shown in Figure 4. Apply the booster posts decal ( p/n 07-08-2150 ).



## NOTE

**The negative (-) and positive (+) leads are clearly identified by black for Negative and red for Positive.**

10. Align the boost connector cables with the correct polarity booster post ( Figure 1 ). Position the existing coach harnesses and the boost connector cables on the correct polarity booster post, orientated so that the largest diameter ring terminal is on the bottom.
11. Using the two nuts removed in Step 4. , secure the cables to the booster posts.
12. Position the cap on the 24 volt post. Close the rear, side service compartment door.

*Procedure complete.*

Mail or fax the completed warranty claim form to MCI's warranty department, or photocopy and mail it to:

MCI Fleet Support  
Attn: Warranty Department  
7001 Universal Coach Drive  
Louisville, KY 40258  
Fax Number 1-800-360-8886

to receive credit for the hours used to complete this task. Contact the MCI Fleet Support Technical Center at 1-800-241-2947 for any further information.

***Field Change Program Conditions:***

The parts required for this change will be supplied without charge.

A labor allowance of 0.5 hours will be granted, for the procedure of installing the specified part(s) in this bulletin on D model coaches.

This labor allowance will be credited to your MCI Fleet Support Parts Account on receipt of a "Warranty Claim Form" as detailed in your Owner Warranty manual.

Motor Coach apologizes for any inconvenience resulting from this campaign, but urges you to implement this change as soon as possible.

**Only 1 claim can be filed against the coach VIN, SB 274 or SB 274B.**

Sincerely,

*Motor Coach Industries*  
U.S. and Canadian Service Departments.