

VOLKSWAGEN of America, Inc.

Product Compliance
3800 Hamlin Road
Auburn Hills, MI 48326
Phone: 1 (248) 754-5000
Fax: 1 (248) 754-5093

January 29, 2007

Ms. Patricia Wallace
Recall Analyst for Safety Assurance
National Highway Traffic Safety Administration
NSA-11
U.S. Department of Transportation
400 Seventh Street, S.W.
Washington, DC 20590

Subject: Recall Campaigns P7 (06V-472) and JR (06V-454)


Dear Ms. Wallace:

Pursuant to the requirements set forth in Part 573.6 of Title 49 of the Code of Federal Regulations, we are submitting three (3) copies of the following revised communication for recall campaigns P7 (06V-472) and JR (06V-454) as follows:

- Dealer notification (including customer notification, work procedure, and accounting procedure)

If you have any questions or require additional information please contact Chris Sandvig at 248-754-5563 or Maria Cotter at (248) 754-4856.

Sincerely,



John Maddox
Product Compliance Officer

Enclosures

IMPORTANT INFORMATION

Please inform and provide a copy of this document to every person in your dealership with campaign-related responsibilities including Service Parts and Accounting personnel. By law, dealers must correct, prior to delivery for sale or lease, any vehicle that fails to comply with an applicable Federal Motor Vehicle Safety Standard or that contains a defect relating to motor vehicle safety. If you have questions regarding this or any other campaign, please call (800) 741-2919.



Safety Recall Circular

REVISED Code: JR

Subject: 2006 - 2007 Model Year Audi A8

Airbag Control Module Software Update

January 2007

Revision Summary

The airbag control module software part number was listed incorrectly in the work procedure on page 5. **NEW** information appears in red in the work procedure.

Problem Description

Audi has determined that in cases where a weak battery exists, it is possible that a low voltage condition could cause the airbag control unit to improperly set a fault code. If this occurs, the passenger side frontal airbag will become deactivated; however, both the airbag warning light in the instrument cluster as well as the "PASSENGER AIR BAG OFF" telltale in the center of the instrument panel will illuminate and provide visual warning to the driver. The passenger side frontal airbag would not deploy in the case of a frontal crash.

Corrective Action

Update the airbag control module with new software.

VIN Ranges & Production Dates of Affected Vehicles

Produced between June 2005 & June 2006

2006-2007 Audi A8 (USA including Puerto Rico)

WAU___4E_6N003536 - WAU___4E_7N002540

2006-2007 Audi A8 (CAN)

WAU___4E_6N003609 - WAU___4E_7N002518

NOTE: Check *ElsaWeb* on the day of repair to verify vehicle eligibility and attach the screen print to the repair order. This is the only valid campaign inquiry and verification source. Some vehicles may be involved in an additional action(s); any additional work can be done while the vehicle is in for this action.

Allocation Report of Affected Vehicles

In the Service Manager's Package, dealers with affected vehicles will receive a report containing the complete VIN with customer name and address data. Dealers will not receive a report if they have no affected vehicles.

NOTE: The allocation report contains owner names and addresses obtained from Motor Vehicle Registration Records. By law, this data may only be used for recall purposes. Use for any other reason may be a violation of law in many states/provinces. Accordingly, you must limit the use of this report.

Parts Information and Allocation

This recall does not require any parts; therefore, no parts have been allocated.

Owner Notification Mailing

On or about December 5, 2006 Audi notified all known owners of affected vehicles by first-class mail. A sample copy of the owner letter is enclosed.

Claim Entry Procedure

Immediately upon completion of the repair work, enter the correct code listed below. Claims will only be paid for vehicles that show this campaign open in *ElsaWeb* on the day of the repair. To help ensure prompt and proper payment, attach the screen print to the repair order.

Damage Code	Time Units	Work Scope
JR12	60 T.U.	- Update airbag control module software
JR20	0 T.U.	- Customer refused repairs
<i>There is NO reimbursement for Loaner</i>		
<i>The system will enter labor applicable to the codes above</i>		
<u>SUB LABOR</u>		<u>LOANER/RENTAL</u>
<i>Exterior wash or detail</i>		\$0
<i>Up to \$10.00 USD</i>		<i>Utilize Service Loaner Program</i>
<i>Up to \$12.00 CAD</i>		

<u>CUSTOMER ASSISTANCE COVERAGE</u>	
PID: JRCA	Claim Type: W5
<i>Dealers may provide additional goodwill for customer satisfaction out of their CAP budget. Dealers can provide assistance for each customer and Audi will reimburse dealers for 50% of the cost of the assistance item. Claim 100% of customer assistance amount, Audi will then adjust your CAP budget accordingly.</i>	
<i>Audi recommends the following:</i>	
<ul style="list-style-type: none"> • Interior detailing • Gift certificate for use from Audi Collection • Audi Q7 use for weekend or overnight • Loaner if dealer does not belong to Service Loaner Program • Complete fill-up of fuel tank • Money that customer can spend on repairs performed at dealership 	

The repair information in this document is intended for use only by skilled technicians who have the proper tools, equipment and training to correctly and safely maintain your vehicle. These procedures are not intended to be attempted by "do-it-yourselfers," and you should not assume this document applies to your vehicle, or that your vehicle has the condition described. To determine whether this information applies, contact an authorized Audi dealer. ©2007 Audi of America, Inc. and Audi Canada. All Rights Reserved.

Customer Letter Example (USA)

December 2006

**Subject: Safety Recall JR
2006-2007 Model Year Audi A8
Airbag Control Module Software Update**

Dear Audi Owner:

This notice is sent to you in accordance with the requirements of the National Traffic and Motor Vehicle Safety Act. Audi has decided that a defect, which relates to motor vehicle safety, exists in some 2006-2007 model year Audi A8 vehicles. Our records show that you are the owner of one of these vehicles.

What Is The Problem?

Audi has determined that in cases where a weak battery exists, it is possible that a low voltage condition could cause the airbag control unit to improperly set a fault code. If this occurs, the passenger side frontal airbag will become deactivated; however, both the airbag warning light in the instrument cluster as well as the "PASSENGER AIR BAG OFF" telltale in the center of the instrument panel will illuminate and provide visual warning to the driver. The passenger side frontal airbag would not deploy in the case of a frontal crash.

What Audi Will Do

In order to correct this defect, the software for the airbag control module will be updated.

What We Would Like You To Do

Please contact your authorized Audi dealer and arrange for an appointment without delay. This service will take about forty minutes and will be free of charge. Please keep in mind that your dealer may need additional time for the preparation of the repair, as well as to accommodate their daily workshop schedule.

Lease Vehicles

If you are the lessor and registered owner of the vehicle identified in this action, the law requires you to forward this information immediately via first-class mail to the lessee within ten (10) days of receipt of this notification.

Have You Changed Your Address Or Sold The Vehicle?

If you have, please fill out the enclosed prepaid Owner Reply card and mail it to us so we can update our records.

Reimbursement of Expenses

If you have previously paid for a software update for the airbag control module, the enclosed form explains how to request reimbursement. We would be pleased to review your reimbursement request.

Service Help from Us

If your authorized Audi dealer fails or is unable to complete this work free of charge within a reasonable time, please call or write to:

*Audi of America, Inc.
Attn: Customer Relations – Hills East (JR)
3499 West Hamlin Road
Rochester Hills, MI 48309
1-866-892-2834*

If you still cannot obtain satisfaction, you may file a complaint with: Administrator, National Highway Traffic Safety Administration, U.S. Department of Transportation, 400 Seventh Street, SW, Washington, DC 20590; or call the toll-free Vehicle Safety Hotline at 1-888-327-4236 (TTY: 1-800-424-9153); or go to <http://www.safercar.gov>.

We regret any inconvenience this matter may cause. Thank you for your continued loyalty!

Audi Product Compliance

Customer Letter Example (CANADA)

December 2006

**Subject: Safety Recall JR
2006-2007 Model Year Audi A8
Airbag Control Module Software Update**

Dear Audi Owner:

This notice is sent to you in accordance with the requirements of the Canadian Motor Vehicle Safety Act. Audi has decided that a defect, which relates to motor vehicle safety, exists in some 2006-2007 model year Audi A8 vehicles. Our records show that you are the owner of one of these vehicles.

What Is The Problem?

Audi has determined that in cases where a weak battery exists, it is possible that a low voltage condition could cause the airbag control unit to improperly set a fault code. If this occurs, the passenger side frontal airbag will become deactivated; however, both the airbag warning light in the instrument cluster as well as the "PASSENGER AIR BAG OFF" telltale in the center of the instrument panel will illuminate and provide visual warning to the driver. The passenger side frontal airbag would not deploy in the case of a frontal crash.

What Audi Will Do

In order to correct this defect, the software for the airbag control module will be updated.

What We Would Like You To Do

Please contact your authorized Audi dealer and arrange for an appointment without delay. This service will take about forty minutes and will be free of charge. Please keep in mind that your dealer may need additional time for the preparation of the repair, as well as to accommodate their daily workshop schedule.

Lease Vehicles

If you are the lessor and registered owner of the vehicle identified in this action, the law requires you to forward this information immediately via first-class mail to the lessee within ten (10) days of receipt of this notification.

Have You Changed Your Address Or Sold The Vehicle?

If you have, please fill out the enclosed prepaid Owner Reply card and mail it to us so we can update our records.

Reimbursement of Expenses

If you have previously paid for a software update for the airbag control module, the enclosed form explains how to request reimbursement. We would be pleased to review your reimbursement request.

Service Help from Us

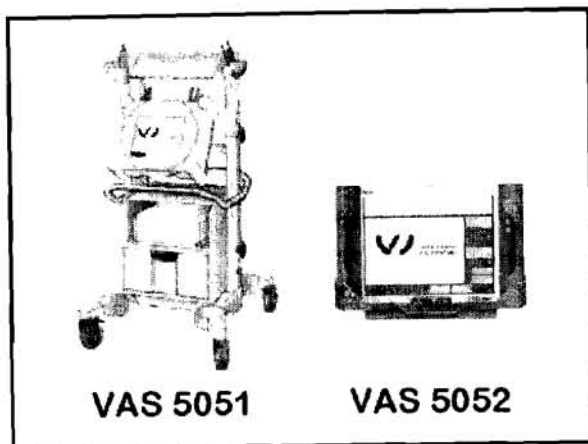
If your authorized Audi dealer fails or is unable to complete this work free of charge within a reasonable time, please call or write to:

*Audi Canada
Attn: Customer Relations (JR)
P.O. Box 842, Stn. A
Windsor, ON N9A 9Z9
1-866-892-2834*

We regret any inconvenience this matter may cause. Thank you for your continued loyalty!

Audi Product Compliance

Special tools:



- Approved battery charger
- ← VAS 5051A, 5051B (not shown) or VAS 5052 (equipped with Ethernet card and security certificate)
- Minimum base CD V.08.00.00 installed
- Brand CD V.08.43.00 or later installed
- URL update performed

Work Sequence:

Section A – Preparation

- Connect vehicle to an approved battery charger

Note: Battery **MUST** have minimum no-load charge of 12.5V. Failure to maintain voltage during update process can lead to control module failure.

Use approved battery charger to maintain battery voltage


- Ensure VAS 5051A or VAS 5051B is connected to dealer's Local Area Network (LAN) with internet access **prior** to booting up tester.
- Minimize any voltage draw to vehicle
 - radio, and other accessories switched OFF
 - apply emergency brake to switch running lights OFF, if applicable)

Proceed to Section B

Section B – Software Update via Software Version Management (SVM)


- Function/Component Selection
- Access Software Version Management (SVM) via Guided Fault Finding (GFF)
- Choose prompt for problem-related hardware and software update.
- Follow link for *Direct input*: SVM code for problem-related update.
- Using SVM code 4E15A001, update software for airbag control module Part No: 4E0 910 655 C, SW level 3630 to SW level 4030 using Software Version Management (SVM). (Refer to SVM instructions - Software Version Management (SVM) Operating Instructions (2011732)

NEW

 **Note:** Only perform update and coding for airbag module. Software CD is not available. If software will not load check the following:


- Internet connection
- User ID/Password
- IT connectivity

then, perform software download again

 **Tip:** Ignore message to check or update software for other control modules.
Only update required software for airbag module

- After software update is complete, select the prompt to view changes to confirm software update

Section C – Coding the Vehicle

 **Note:** System will ask to continue with the coding function

- Follow prompt to code airbag control module
- Choose prompt to view changes to confirm coding change
 - Tester will send coding confirmation to SVM.
- Clear fault upon exiting GFF



Note: OBD II related faults may not clear automatically. Clear OBD II faults manually, if necessary



Tip: It is not necessary to generate a readiness code

- Print short form diagnostic report for vehicle history file



Tip: If satellite radio option has not been activated by customer, vehicle will have "not active" fault code stored. Please ignore this fault entry



Tip: Remember to return vehicle to customer settings such as the HVAC, DRL's, and Coming Home lighting



Tip: Ignore message to check or update software for other control modules.
Only update required software for airbag module

- This campaign does not cover time for updating (flashing) other modules.

WORK IS COMPLETE