

# SAFETY RECALL BULLETIN

SUBJECT:		No:	<b>SR-06-005</b>
<b>GEAR SHIFT KEY INTERLOCK CABLE — SAFETY RECALL CAMPAIGN</b>		DATE:	<b>November, 2006</b>
		MODEL:	<b>See below</b>
CIRCULATE TO:	<input type="checkbox"/> GENERAL MANAGER	<input checked="" type="checkbox"/> PARTS MANAGER	<input checked="" type="checkbox"/> TECHNICIAN
<input checked="" type="checkbox"/> SERVICE ADVISOR	<input checked="" type="checkbox"/> SERVICE MANAGER	<input checked="" type="checkbox"/> WARRANTY PROCESSOR	<input type="checkbox"/> SALES MANAGER

## PURPOSE

The gear shift key interlock cable may be improperly manufactured on some affected vehicles. This could allow the automatic transmission gear selector lever to be moved out of the park position with the key removed from the ignition switch. If the park brake is not applied, and the gear shift lever is moved out of park, the vehicle may roll and result in a vehicle crash.

A list of affected inventory and sold VINs for your dealership is included with this mailing.

## AFFECTED VEHICLES

2007 Eclipse with automatic transmission  
2007 Eclipse Spyder with automatic transmission

### ***IMPORTANT***

***Affected new or used inventory vehicles must be repaired before the vehicle is sold. Dealers must check their inventory vehicles' VINs on the Warranty Super Screen to verify whether the vehicle is involved in this recall campaign.***

## CUSTOMER NOTIFICATION

A letter will be sent to all owners of affected vehicles telling them to bring their vehicle to their Mitsubishi Motors dealer to have the gear shift key interlock cable inspected and replaced if necessary. A copy of the customer notification letter appears later in this bulletin.

## PROCEDURE

Before starting this campaign procedure, **CHECK ON THE WARRANTY SUPERSCREEN** to verify that the vehicle is an affected VIN for this campaign and that this campaign procedure has not already been completed.



1. Using a trim stick, carefully remove the audio unit faceplate.
2. Move transmission gear shift lever out of park.

Continued


FILE UNDER:	<b>Safety Recall Bulletins in the Dealer Service Information Binder</b>	<b>(3090)</b>
-------------	---	---------------




3. Unsnap the HVAC panel and allow it to hang by the harness to the right of the console.
4. Put transmission gear shift lever back into park.
5. Pull up on the parking brake handle.



6. Unsnap and remove the console cover.




7. Inspect the T-end of the gear shift key interlock cable as described below.



- a. If the cable end is fully contained within the lever and snap lock, the cable DOES NOT need to be replaced.

Install the removed parts in the reverse order of removal.

Continued



- b. If the T-end of the cable is visible (flush or extends past the white plastic lever), the cable must be replaced.

Follow the service manual procedure in Group 23A of the 2007 Eclipse/Eclipse Spyder service manual for replacing the gear shift key interlock cable.

## PARTS INFORMATION

Use the Genuine Mitsubishi Parts listed below.

**NOTE:** DO NOT automatically order parts for inventory. Only a small number of affected vehicles will require parts replacement.

Description	Part Number
Gear Shift Key Interlock Cable	MR567431

## WARRANTY INFORMATION

Enter as a "Recall" claim on the MDL

Campaign Labor Operation Number: C0606KXX

Allowed Labor Times:

Inspection only: 0.2 hrs

Inspection and replacement if needed: 0.8 hrs

A sample claim with both scenarios has been provided on the following pages.

Mitsubishi Motors North America, Inc.

The information contained in this bulletin is subject to change. For the latest version of this document, go to the Mitsubishi Dealer Link, MEDIC, or the Mitsubishi Service Information website ([www.mitsubishitechinfo.com](http://www.mitsubishitechinfo.com)).

**Header Section 2007 Eclipse and Spyder Gear Shift Key Interlock Cable**

MITSUBISHI DEALER LINK Service Warranty Help

Claim Entry Vehicle Information PQR/VQR

**Campaign Information**

Campaign Operation No: **C0606K**

Miles/Km: [ ]

VIN: **4A.....** Repair Date In: [ ] Out: [ ]

Service Technician Emp No: [ ] Service Advisor Emp No: [ ]

Spec Value \* [ ] Duplicate Recall \*

Dealer: 99320 Ref No: [ ] VIN: [ ]

Claim No: [ ] Adj: [ ] Claim Status: Incomplete Model and Year: [ ]

Save & Continue Main Menu

*Enter in the first 6 characters of the campaign labor operation*

*This campaign is for certain 2007 Eclipse and Eclipse Spyder models equipped with an automatic transmission.*

*There are approximately 1,854 vehicles involved in this campaign) in the USA, Puerto Rico and Canada.*

**Note:** In some instances, it may be necessary to arrange towing and/or to provide a temporary rental / loaner vehicle to a customer. Please use the entry fields at the bottom of the campaign claim's labor section.

**Special Sublet Selection**

Select	Labor Operation	Labor Operation Description		Amount
<input type="checkbox"/>	SHO	SPECIAL HANDLING ORDER	SHO Parts Order [ ]	[ ]
<input type="checkbox"/>	RENTACAR	RENTAL CAR CHARGES	Days [ ] Reason [Select one] Rental Company [ ] Invoice Number [ ]	[ ]
<input type="checkbox"/>	95300040	FREIGHT CHARGES	Freight Company [ ] Invoice Number [ ]	[ ]
<input type="checkbox"/>	95200040	TOWING CHARGES	Towing Company [ ] Invoice Number [ ]	[ ]

**SCENARIO 1: UPON INSPECTION, THE CABLE DOES NOT NEED TO BE REPLACED**

**PARTS SECTION: NO PARTS ARE ALLOWED FOR INSPECTION ONLY CLAIMS**

MITSUBISHI DEALER LINK Service Warranty Warranty Claim Help

Claim Entry Vehicle Information e-Reports DMS Interface PQR/VQR

**Add Page - Parts Information**

Delete	Part No	Part Description	Qty	Unit Price	Part Amount	Primary
1.						
2.						
3.						
4.						
5.						
6.						
7.						

No parts allowed if the inspection does not indicate an incorrect part.

Check Part Prices Save & Continue More Parts Main Menu Cancel Changes

**LABOR SECTION: INSPECTION OF THE CABLE ONLY**

MITSUBISHI DEALER LINK Service Warranty Recall Claim Help

Claim Entry Vehicle Information e-Reports DMS Interface PQR/VQR

**Add Page - Labor Information**

Note: These entries will automatically be filled in based on the campaign number you entered on the previous screen.

Delete	Sublet	Labor Op	Labor Operation Description	Qty	Hours / Sublet Amt	Total Hrs	Labor Amt
		C0606KXX		1		.2	

Verify C0606KXX comes up as the full campaign labor operation number

Qty of 1

Enter the allowed labor time of .2 hours for the inspection only. No replacement required.

Total Labor Amount

Update Finish PWA Main Menu Cancel Changes

**SCENARIO 2: UPON INSPECTION, THE CABLE DOES NEED TO BE REPLACED**

**PARTS SECTION: INSPECTION AND REPLACEMENT OF THE CABLE**

MITSUBISHI DEALER LINK Service Warranty Warranty Claim Help

Claim Entry Vehicle Information e-Reports DMS Interface PQR/VQR

**Add Page - Parts Information**

Vehicle Page Completed; Claim Status is Incomplete.

Delete	Part No	Part Description	Qty	Unit Price	Part Amount	Primary
1.	<b>PART NUMBER: MR567431</b>					
2.						
3.						
4.						
5.						
6.						
7.						

Check Part Prices Save & Continue More Parts Main Menu Cancel Changes

**LABOR SECTION: INSPECTION AND REPLACEMENT OF THE CABLE**

MITSUBISHI DEALER LINK Service Warranty Recall Claim Help

Claim Entry Vehicle Information e-Reports DMS Interface PQR/VQR

**Add Page - Labor Information**

Note: These entries will be automatically filled in based on the campaign number you entered on the previous screen.

Delete	Sublet	Labor Op	Labor Operation Description	Qty	Hours / Sublet Amt	Total Hrs	Labor Amt
		<b>C0606KXX</b>		<b>1</b>		<b>.8</b>	

Verify C0606KXX comes up as the full campaign labor operation number

Qty of 1

Enter the allowed labor time of .8 hours for BOTH the inspection and replacement of the cable.

Total Labor Amount

Update Finish PWA Main Menu Cancel Changes



AFFECTED VEHICLES  
MODELS: 2007 Eclipse/Eclipse Spyder

Date: November 2006

**RE: IMPORTANT SAFETY RECALL NOTIFICATION: SR-06-005**

Dear Mitsubishi Owner,

This notice is sent to you in accordance with the requirements of the National Traffic and Motor Vehicle Safety Act.

**Reason For Notice:** Mitsubishi Motors North America, Inc. has decided that a defect that relates to vehicle safety exists in certain 2007 Eclipse and Eclipse Spyder vehicles. The gear shift key interlock cable may be improperly manufactured. This could allow the automatic transmission gear selector lever to be moved out of the park position with the key removed from the ignition switch. If the park brake is not applied, and the gear shift lever is moved out of park, the vehicle may roll and result in a vehicle crash.

**What you should do:** Please contact your Authorized Mitsubishi Dealer to schedule an appointment to have your vehicle inspected for this condition. When you bring your vehicle in, show this letter. (If you misplace this letter, they will still make the repair, free of charge.)

**What your dealer will do:** The dealership will inspect the gear shift key interlock cable and replace it if necessary.

**How long will it take?** The time needed for the inspection is approximately 10 minutes. If the gear shift key interlock cable requires replacement, actual repair time is approximately 1 hour. The dealer may need your vehicle for a longer period of time due to service scheduling issues, but every effort will be made to minimize your inconvenience.

If you have any trouble having your vehicle repaired promptly and at no charge, please inform us by calling the Mitsubishi Customer Relations Department at **888-648-7820**.

Hours: Monday – Friday 6 a.m. to 5 p.m. (Pacific Time).

If after contacting Mitsubishi Customer Relations, you still have a problem having this repair made promptly and without charge, write to the Administrator, National Highway Traffic Safety Administration, 400 Seventh Street SW, Washington, D.C. 20590, or call the Auto Safety Hotline toll-free (888) 327-4236 (TTY 800-424-1953), or go to <http://www.safercar.gov>.

If you have already encountered a problem regarding the above and have paid for the repair, you may send your original receipts and/or other adequate proof of payment to the following address for reimbursement:  
Mitsubishi Customer Relations Department, P.O. Box 6400, Cypress, CA 90630-0064

**Notice to Lessors:** If you are a lessor of five or more leased vehicles as of the date of this letter, you have an obligation under federal law, (49 CFR Part 577), to provide the lessee of the above referenced vehicle with a copy of this letter by first class mail within ten days of receipt. Further, you must maintain a record, which identifies the lessee to whom you sent a copy of this letter, the date you sent it, and the vehicle identification number (VIN) of the subject vehicle.

We appreciate your prompt attention to this matter. If you have any questions, please contact your Mitsubishi Dealer.

Sincerely,

Mitsubishi Motor Sales of North America, Inc.

C0606KXX