

## NHTSA SAFETY RECALL

August 14, 2006

### **Safety Recall Notice Campaign #06V-301 Ignition Module Relocation Remedy**

Dear Big Dog Motorcycles' Dealer/Service Center:

This notice is sent in accordance with the requirements of the National Traffic and Motor Vehicle Safety Act.

Big Dog Motorcycles, L.L.C. (Big Dog Motorcycles) has determined that there is a safety defect in the ignition module mounting system on certain of its 2005 and 2006 model motorcycles. The ignition modules on these motorcycles are oriented within the battery tray in a way that makes the ignition module susceptible to vibration. This orientation and susceptibility to vibration can cause the ignition module to lose timing and fail which, in turn, can cause the motorcycle to stall without any prior warning. At this time Big Dog Motorcycles has no reports of any accidents or injuries related to this condition.

The specific motorcycles that are being recalled are all 2005 Chopper models with either Rolling Thunder or Big Dog Motorcycles frames, all 2005 Bulldogs, all 2005 Mastiffs, all 2006 Choppers with Big Dog Motorcycles frames, and all 2006 Mastiffs. A recall notice will be sent to the registered owners of these motorcycles. Some of the motorcycles affected by this recall are shown in your inventory.

#### **What You Should Do**

We ask that you immediately suspend all pending and future sales of motorcycles affected by this recall campaign until the remedy has been performed. It is a violation of Federal law for a dealer to deliver a new vehicle covered by this notice under a sale or lease until the defect is remedied. Federal regulations require any lessor receiving this letter to forward it to the lessee within 10 days.


Owners of the above-mentioned motorcycles will contact you to schedule a time for you to perform the remedy. At the time of repair, enter a warranty claim for this recall through AWS using Labor Op R06V-301. Follow this ignition module relocation procedure for any recalled motorcycles in your current inventory. Big Dog Motorcycles will pay 1.0 hour of labor to make this repair at your posted hourly shop rate. Order Ignition Module Relocation Kit (P/N 203-000015-00) through AWS. Contact the Customer Service Department for any questions you may have on submitting claims for recall repairs.

We will inform the owners of these motorcycles of this repair on or about August 25, 2006. You can advise them of the exact turnaround time based on scheduling and any other factors that may exist.

We appreciate your cooperation and prompt attention to this important matter. Big Dog Motorcycles apologizes for any inconvenience this may cause you, but assures you that we have taken this step as one that is important to our customer's personal safety.

Should you have any questions, please contact Customer Service at 316-267-9121.

Sincerely,  
BIG DOG MOTORCYCLES, L.L.C.



# NHTSA SAFETY RECALL

## 2005 BULLDOG and 2005-2006 N-CHOPPER/MASTIFF IGNITION MODULE RELOCATION Recall #06V-301

**IDENTIFICATION:** 2005 Bulldog, 2005 and 2006 Mastiff and N-Chopper models.

The purpose of this recall is to correct vibration issues with the ignition module mounting system of the listed models. Install Ignition Module Relocation Kit P/N 203-000015-00.


### PARTS LIST

Part Number	Description	Qty
200-000087-00	Mount, circuit breaker	1
200-000088-00	Mount, ignition module	1
200-000089-09	Mount, bracket, Zn	1
240-000218-00	Bolt, 3/8-16, low profile socket-head shoulder screw	1
ZPN358038	Grommet, rubber	1
240-000229-09	Spacer, grommet, Zn	1
FC13007	1/4-20 x 1-1/4" HHCS, Grade 5, Zn	1
FC13003	1/4-20 x 3/4" HHCS, Grade 5, Zn	1
FC37018	Nut, 1/4-20 Nylock, Zn	2
FC33207	Washer, Fender, 1/4 x 1", Zn	1
FC33078	Washer, Flat, 1/4" SAE, Zn	1
240-000061-11	10-24 x 1/2" BHCS, black oxide	2
240-000062-09	Nut, 10-24 Nylock, Zn	2

### PROCEDURE:

1. Disconnect the battery cables, black, negative (-) battery cable first. Loosen the battery strap and remove the battery.
2. Remove both electrical side covers.
3. Cut all zip ties near the battery tray and horn.
4. Separate the ignition module harness connectors.
5. Unbolt the EHC, circuit breaker, and the ignition module from the battery tray.


6. Remove the black wire from the circuit breaker and route in front of the EHC.



A. Route ignition module wire here.


**NOTE:** Lift the EHC out of the way to install the ignition module mount.

7. Install the ignition module relocation mount using the #10-24 screws and lock nuts provided. Install the front screw with the head facing the EHC, while the rear screw will be installed with the lock nut facing the EHC.



Typical. Note lock nut position.

8. Install the ignition module in the mount using the original hardware. Use Loctite 2440 on screw threads. Make sure there is adequate clearance between the oil tank fill neck and the ignition module.




*Typical.*


9. Install and tighten the EHC.

**IMPORTANT:** Over torque on the EHC nylon nuts or connector screws may damage the EHC. **Do not** tighten nylon nuts more than 15 in•lbs.

10. Install the circuit breaker on the relocation mount using the previously removed hardware.
11. Loosely install circuit breaker and mount where ignition module was previously located. Install the 1/4-20 x 3/4" screw, washer, and lock nut in the **outer mounting hole only**.




*A. Outer mounting hole.*




*A. Typical. Circuit breaker and bracket installation.*

12. Loosen the rear battery tray mounting bolts. Remove and discard the front battery tray mounting bolt and the well nut. These will not be reused.
13. Install the grommet and bushing into the new front battery tray mount.



*A. Front battery tray mount.  
B. Grommet.  
C. Bushing.*

14. Apply Loctite 2760 to the threads of the tray mounting screw (P/N 240-000218-00) and install by placing the screw into the old well nut opening under the front of the battery tray as shown in the next image.




1. Tray mounting screw (P/N 240-000218-00).

**NOTE:** Before fully tightening the tray mounting screw, install the 1/4-20 x 1-1/4" hex screw and fender washer through the front of the battery tray mount as shown in the next image.



1. Front battery tray mount.

15. Loosely install the lock nut.
16. Tighten the tray mount screw through the front battery tray mounting hole with a hex wrench. Torque to 15-20 ft•lbs.
17. Tighten the circuit breaker relocation mount screws. Torque to 5-7 ft•lbs. When fully tightened, the new front battery tray mounting screw should not be in contact with the battery tray.



*Typical. New bracket installation.*

18. Connect all wiring harness wires, avoiding any sharp edges. Use new zip ties to position wiring.
19. Install both electrical covers.
20. Install and connect battery.

Enter a Warranty Claim for this procedure through AWS using Labor Op **RO6V-301**.

If further assistance is necessary, contact Big Dog Motorcycles' Technical Support at 316-219-7000



August 25, 2006

«FirstName» «LastName» «Proj\_»  
«Address»  
«City», «ST» «Zip»

**Re: Safety Recall Notice; Campaign No. 06V-301;  
Big Dog Motorcycles Ignition Module Remedy**

Dear Motorcycle Owner:

This notice is sent to you in accordance with the requirements of the National Traffic and Motor Vehicle Safety Act.

Big Dog Motorcycles, L.L.C. (Big Dog Motorcycles) has decided that a defect, which relates to motor vehicle safety, exists in the ignition module mounting system on certain of its 2005 and 2006 model motorcycles. The ignition modules on these motorcycles are oriented within the battery tray in a way that makes the ignition module susceptible to vibration. This susceptibility to vibration may contribute to a stalling condition that could occur without any prior warning and result in a crash.

The specific motorcycles that are being recalled are all 2005 Chopper models with either Rolling Thunder or Big Dog Motorcycles frames, all 2005 Bulldogs, all 2005 Mastiffs, all 2006 Choppers with Big Dog Motorcycles frames, and all 2006 Mastiffs.

According to our records, you are the registered owner of a <<year>> Big Dog Motorcycles' «Model» with VIN «VIN», one of the motorcycles subject to this recall. If you have received this notice and are not the owner of the above-mentioned motorcycle, please contact the Big Dog Motorcycles' Customer Service Department at 316-267-9121 immediately. Federal regulations require any lessor receiving this letter to forward it to the lessee within 10 days.

### **What You Should Do**

Contact your Big Dog Motorcycles' dealer or service center to arrange to have your motorcycle updated with a new ignition module mounting system. There will be no charge to you.

## **What We Will Do**

Your dealer or service center will install a new ignition module mounting system on your motorcycle. Your dealer will be able to advise you of the exact turnaround time based on scheduling and any other factors that may exist.

If you are not able to obtain the necessary service on your motorcycle, please contact the Big Dog Motorcycles' Customer Service Department and we will assist you. The address and telephone number is:

1520 E. Douglas Avenue  
Wichita, KS 67214  
Telephone: 316.267.9121  
Fax: 316.219.9129  
E-mail: [customer.service@bigdogmotorcycles.com](mailto:customer.service@bigdogmotorcycles.com)

If your dealer or Big Dog Motorcycles fails or is unable to remedy your motorcycle without charge within a reasonable time, you may submit a complaint to the Administrator, National Highway Traffic Safety Administration, 400 Seventh Street SW, Washington, DC 20590; or call the toll-free Vehicle Safety Hotline at 1-888-327-4236 (TTY: 1-800-424-9153); or go to <http://www.safercar.gov>.

We appreciate your cooperation and prompt attention to this important matter. We apologize for any inconvenience this may cause you, and we assure you that we have taken this step as one that is important to your personal safety.

We appreciate your business and want to insure your continued satisfaction with Big Dog Motorcycles' products.

Sincerely,

**BIG DOG MOTORCYCLES, LLC**