



SALEEN

Corporate Office

76 Fairbanks, Irvine, CA 92618, USA

Corporate Communication

VOLUNTARY SAFETY RECALL CAMPAIGN

2005-06 S281 FRONT BRAKE HOSES

READ THIS ENTIRE DOCUMENT (ALL 11 PAGES)

To: Dealer Principal, Sales Manager, and Service Manager

Date: May 1, 2006

Subject: **Safety Recall Campaign, 2005-06 S281 Mustang Front Brake Hoses**

Applied Vehicles: 2005-06 Saleen S281 (with 14" or 15" brake upgrade)

Applied Serial Numbers: Refer to the Serial Number List starting on page 9 of the attached Interim Repair Instructions

Repair Instructions

First fax a warranty claim per the normal warranty procedure. This claim is required for payment. Attached (next page) are the interim repair instructions to correctly repair the affected vehicles. All vehicles affected by this campaign must NOT be driven until the specified repair is complete.

Parts Availability

A repair kit containing all parts to correctly repair the affected vehicles is currently available from Saleen. The part number is 10-2605-B14196*.

Recall Campaign Bulletin

Saleen will issue a recall campaign bulletin by 5/3/06.

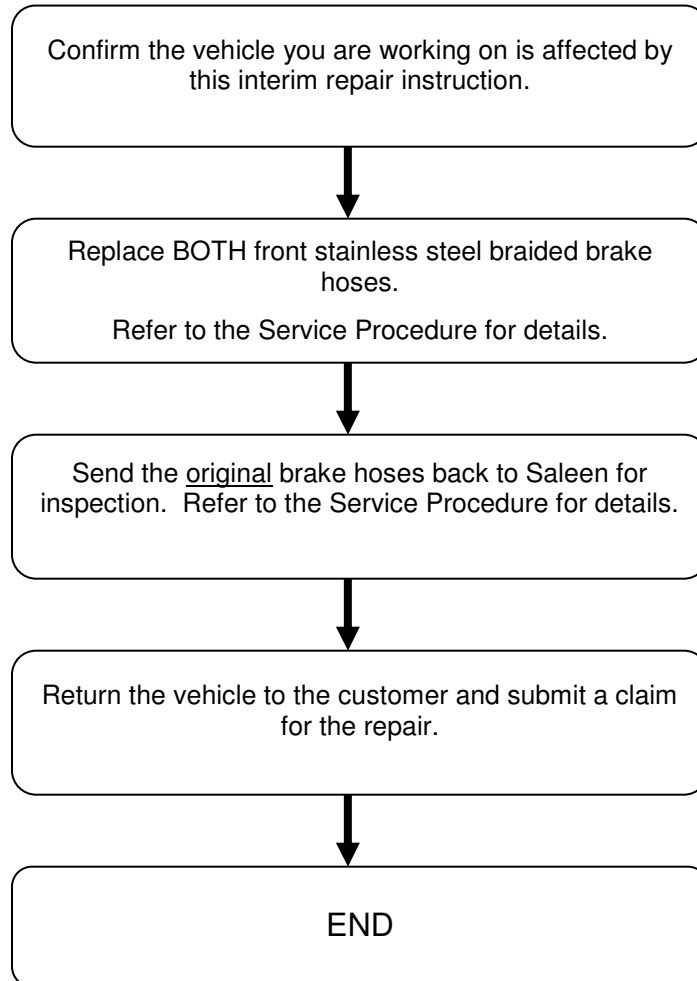
If you have any questions, please contact Saleen through one of the following methods:

- Email Scott Kennedy (skennedy@saleen.com)
- Fax Saleen Warranty (949-457-0859)
- Call Saleen Techline (949-597-3819)

INTERIM REPAIR INSTRUCTIONS 2005-06 SALEEN S281 FRONT BRAKE HOSES

(Released 5/1/06)

REPAIR FLOW



REQUIRED TOOLS

- 1/2" impact gun
- 13/16 deep socket, 1/2" drive
- 3/8" drive ratchet
- 15mm socket, 3/8" drive
- 10mm socket (3/8" drive)
- Small flat head screw driver
- Needle nose pliers or side cutters
- 13mm flare-nut wrench
- 17mm wrench (backup wrench)
- Torque Wrench (3/8" drive)
- Torque Wrench (1/2" drive)

REQUIRED PARTS

- Brake Hose Update Kit (see Parts Information on page 8)

SERVICE PROCEDURE

NOTE: The following procedure shows you how to replace the passenger side front brake hose. You will perform this same procedure on the driver's side front brake hose (indicated later in this procedure).

Parts Removal

1. Raise the vehicle on a hoist.
2. Remove both front wheels/tires.
3. Remove the front brake hose from the vehicle.
 - Collect brake fluid and dispose of it properly.
 - Cut off the tie wraps that secure the hose to the strut tab and ABS harness.
4. Set the original brake hose aside for now. You will be instructed to send both brake hoses back to Saleen for inspection later in this procedure.

New Brake Hose Installation

5. Install two crush washers and the bolt on the banjo-fitting-end of the brake hose (see Figure 1).

NOTE: Make sure the flat side of the crush washer is placed against the banjo fitting.

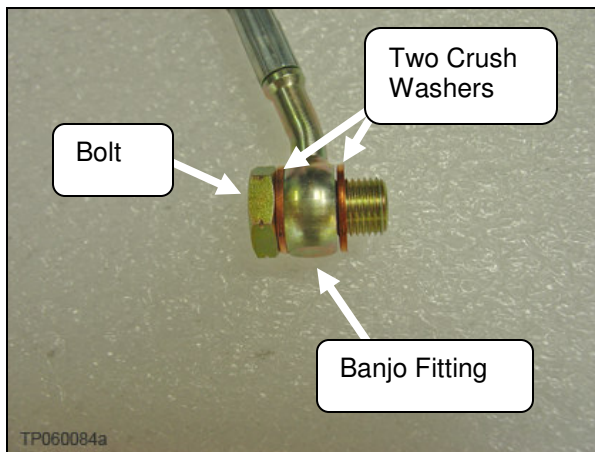


Figure 1

6. Before performing the next step, make sure the banjo fitting sealing surface on the caliper is clean, dry, and smooth (free of any burrs).

7. Hand tighten the banjo-fitting-end of the brake hose to the brake caliper making sure the brake hose points towards the support tab on the strut (see Figures 2 and 4).

- The brake hose banjo fitting will be tightened later in this procedure (step 11).




Figure 2

8. Confirm the brake hose banjo fitting has two crush washers installed on it and that the hose is bent away from the caliper (see Figure 3).




Figure 3

9. Secure the brake hose support to the tab on the strut with the provided 10mm bolt, making sure the hose support is installed on the front side of the strut tab (see Figure 4).

NOTE: When performing this step on the driver's side, make sure the brake hose support is installed on the back side of the strut tab.

- Add red Loctite #262 and tighten the bolt to **10 ft-lbs**
- Make sure all slack in the brake hose is positioned between the strut tab and the frame rail.

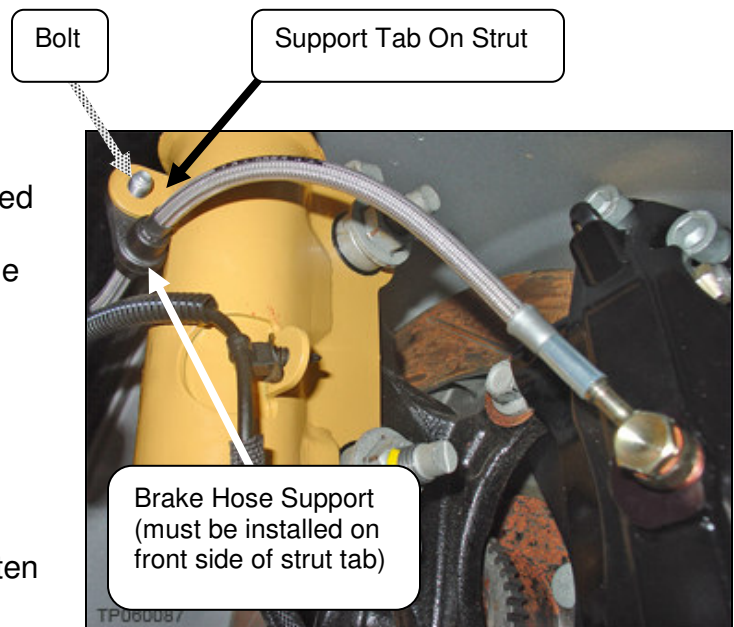


Figure 4

10. Tighten the brake hose to the brake hard line on the frame rail, making sure you use a backup wrench (see Figure 5) and that there is proper thread engagement/alignment.

NOTE: When tightening, make sure you hold the brake hose stationary while turning the nut on the brake line.

- Tighten hose/line fitting to **13 ft-lbs**

11. Tighten the banjo bolt on the caliper to **14 ft-lbs**.

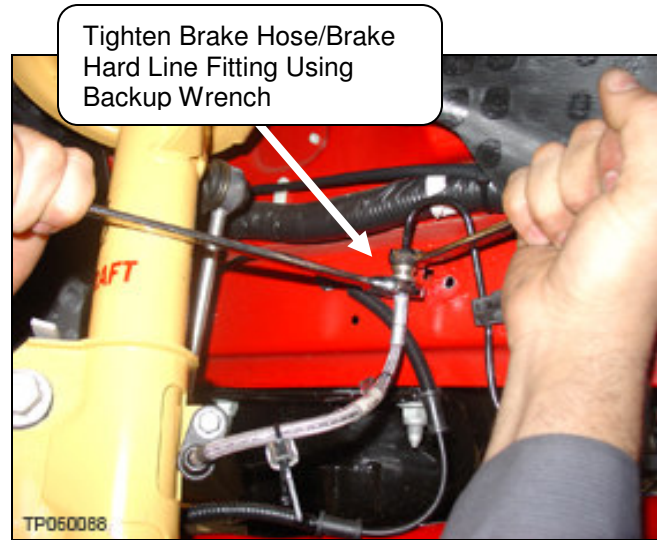


Figure 5

12. Secure the ABS harness to the brake hose using the two provided tie wrap supports (see Figure 6). Clip off the excess tie wrap material.




Figure 6

13. Secure the brake hose/hard line to the vehicle frame rail with the provided rubber padded support clamp and bolt (see Figure 7).
14. Manually turn the steering lock to lock and confirm the brake line does not bind, kink, or contact any surrounding components. Adjust as needed.
15. Perform the above procedure on the driver's side of the vehicle.




Figure 7

16. Bleed the brake system (see Figure 8).
 - Make sure you wipe off any residual brake fluid before re-installing the bleeder valve rubber caps.
 - Tighten bleeder screws to **100 – 140 in-lbs**
17. Pump the brakes 5 to 10 times and verify there are no leaks at the brake hose/brake line connection, the bleed ports, and the banjo fitting.



Figure 8

18. Confirm the following items are properly tightened:

- Front brake caliper mounting bracket bolts tightened to **76 ft-lbs**
- Front brake caliper mounting nuts tightened to **40 ft-lbs**
- 5mm allen bolts on brake caliper tightened to **8 – 10 ft-lbs**

19. Re-install the wheels/tires and tighten the lug bolts to **100 ft-lbs**.

20. Test drive the vehicle and re-inspect all replaced components.

21. Send both original brake hoses back to Saleen for inspection.

NOTES:

- Make sure you include a copy of the warranty claim for each set of returned brake hoses.
- If you choose, you can collect multiple sets of brake hoses before you send them back to Saleen.

Shipping Information:

Saleen Inc.
76 Fairbanks
Irvine, CA 92618

Attention: Warranty Department

PARTS INFORMATION

DESCRIPTION	PART NUMBER	QUANTITY
Brake Hose Update Kit	10-2605-B14196*	1

CLAIMS INFORMATION

DESCRIPTION	WARRANTY CODE (To Be Included on Warranty Claim)	FRT
Replace BOTH Front Brake Hoses	BK0406	1.0 hr

Serial Number List

05-0010	05-0649	05-0835	05-1024	05-1178	05-1297
05-0011	05-0650	05-0836	05-1025	05-1179	05-1298
05-0014	05-0651	05-0839	05-1026	05-1184	05-1299
05-0022	05-0652	05-0840	05-1027	05-1186	05-1300
05-0032	05-0653	05-0842	05-1031	05-1187	05-1301
05-0037	05-0655	05-0844	05-1033	05-1188	05-1303
05-0075	05-0656	05-0845	05-1034	05-1189	05-1304
05-0116	05-0657	05-0846	05-1035	05-1190	05-1305
05-0122	05-0658	05-0847	05-1036	05-1192	05-1306
05-0165	05-0659	05-0851	05-1040	05-1195	05-1308
05-0206	05-0660	05-0852	05-1041	05-1196	05-1310
05-0212	05-0661	05-0853	05-1042	05-1198	05-1311
05-0219	05-0662	05-0855	05-1043	05-1199	05-1314
05-0241	05-0664	05-0856	05-1044	05-1219	05-1316
05-0249	05-0665	05-0857	05-1045	05-1220	05-1317
05-0293	05-0667	05-0862	05-1047	05-1226	05-1320
05-0295	05-0669	05-0863	05-1048	05-1228	05-1321
05-0305	05-0670	05-0867	05-1049	05-1229	05-1322
05-0344	05-0671	05-0868	05-1050	05-1236	05-1323
05-0374	05-0672	05-0872	05-1051	05-1239	05-1324
05-0377	05-0675	05-0874	05-1053	05-1240	05-1325
05-0433	05-0676	05-0875	05-1054	05-1241	05-1332
05-0453	05-0677	05-0882	05-1059	05-1242	05-1334
05-0456	05-0678	05-0883	05-1060	05-1243	05-1335
05-0460	05-0679	05-0886	05-1067	05-1244	05-1341
05-0463	05-0680	05-0887	05-1068	05-1248	05-1343
05-0474	05-0681	05-0888	05-1069	05-1249	05-1344
05-0509	05-0682	05-0892	05-1070	05-1251	05-1347
05-0512	05-0683	05-0895	05-1071	05-1252	05-1348
05-0515	05-0686	05-0900	05-1072	05-1256	05-1349
05-0519	05-0688	05-0901	05-1074	05-1260	05-1350
05-0523	05-0689	05-0909	05-1075	05-1261	05-1351
05-0527	05-0690	05-0911	05-1078	05-1262	05-1355
05-0582	05-0693	05-0957	05-1082	05-1263	05-1356
05-0585	05-0694	05-0965	05-1086	05-1265	05-1360
05-0588	05-0695	05-0969	05-1087	05-1267	05-1361
05-0605	05-0696	05-0974	05-1093	05-1269	05-1363
05-0606	05-0720	05-0977	05-1117	05-1271	05-1365
05-0607	05-0742	05-0980	05-1130	05-1272	05-1366
05-0608	05-0780	05-0982	05-1134	05-1273	05-1367
05-0609	05-0789	05-0989	05-1138	05-1274	05-1368
05-0635	05-0790	05-0990	05-1139	05-1278	05-1369
05-0636	05-0801	05-0991	05-1148	05-1279	05-1370
05-0637	05-0802	05-0993	05-1149	05-1284	05-1371
05-0638	05-0815	05-0996	05-1151	05-1285	05-1372
05-0639	05-0817	05-0999	05-1152	05-1286	05-1374
05-0640	05-0819	05-1009	05-1166	05-1289	05-1376
05-0641	05-0820	05-1010	05-1173	05-1291	05-1378
05-0645	05-0831	05-1018	05-1176	05-1292	05-1383
05-0646	05-0834	05-1023	05-1177	05-1296	05-1384

Serial Number List (Cont'd)

05-1385	06-0194	06-0267	06-0341	06-0422	06-0505
05-1400	06-0195	06-0268	06-0342	06-0423	06-0506
05-1401	06-0199	06-0271	06-0346	06-0424	06-0507
05-1402	06-0200	06-0273	06-0347	06-0425	06-0508
05-1404	06-0201	06-0274	06-0350	06-0426	06-0510
05-1405	06-0202	06-0276	06-0351	06-0427	06-0512
05-1407	06-0203	06-0277	06-0353	06-0429	06-0513
05-1411	06-0204	06-0278	06-0354	06-0432	06-0514
05-1413	06-0205	06-0280	06-0355	06-0433	06-0515
06-0003	06-0206	06-0283	06-0357	06-0438	06-0516
06-0010	06-0207	06-0285	06-0358	06-0439	06-0517
06-0012E	06-0208	06-0286	06-0359	06-0440	06-0519
06-0013E	06-0209	06-0287	06-0360	06-0441	06-0521
06-0014E	06-0210	06-0288	06-0361	06-0442	06-0524
06-0015E	06-0211	06-0289	06-0363	06-0445	06-0525
06-0016E	06-0212	06-0293	06-0366	06-0447	06-0528
06-0017E	06-0213	06-0294	06-0367	06-0448	06-0529
06-0018E	06-0214	06-0295	06-0368	06-0450	06-0530
06-0021E	06-0215	06-0296	06-0369	06-0453	06-0532
06-0022E	06-0217	06-0299	06-0370	06-0453	06-0536
06-0023E	06-0220	06-0302	06-0371	06-0456	06-0537
06-0024E	06-0221	06-0304	06-0372	06-0457	06-0538
06-0025E	06-0222	06-0305	06-0374	06-0458	06-0539
06-0026E	06-0223	06-0306	06-0376	06-0459	06-0540
06-0027E	06-0224	06-0307	06-0379	06-0460	06-0542
06-0028E	06-0225	06-0308	06-0380	06-0463	06-0543
06-0030E	06-0226	06-0309	06-0381	06-0464	06-0544
06-0033	06-0227	06-0310	06-0383	06-0469	06-0548
06-0033E	06-0228	06-0311	06-0387	06-0470	06-0551
06-0044	06-0229	06-0312	06-0388	06-0472	06-0552
06-0066	06-0230	06-0313	06-0389	06-0473	06-0557
06-0090	06-0231	06-0314	06-0391	06-0474	06-0558
06-0092	06-0232	06-0315	06-0392	06-0476	06-0562
06-0093	06-0238	06-0316	06-0397	06-0478	06-0566
06-0094	06-0240	06-0317	06-0398	06-0480	06-0567
06-0095	06-0241	06-0318	06-0400	06-0481	06-0569
06-0123	06-0243	06-0319	06-0401	06-0482	06-0570
06-0125	06-0244	06-0322	06-0402	06-0484	06-0571
06-0130	06-0245	06-0323	06-0403	06-0485	06-0573
06-0131	06-0246	06-0324	06-0407	06-0486	06-0574
06-0147	06-0248	06-0327	06-0408	06-0489	06-0575
06-0150	06-0249	06-0328	06-0409	06-0490	06-0576
06-0175	06-0250	06-0330	06-0410	06-0492	06-0577
06-0176	06-0251	06-0331	06-0411	06-0493	06-0580
06-0177	06-0252	06-0333	06-0412	06-0495	06-0581
06-0178	06-0253	06-0334	06-0414	06-0496	06-0585
06-0179	06-0259	06-0335	06-0415	06-0500	06-0586
06-0186	06-0260	06-0336	06-0416	06-0501	06-0587
06-0190	06-0261	06-0338	06-0417	06-0502	06-0589
06-0192	06-0262	06-0339	06-0419	06-0503	06-0599

Serial Number List (Cont'd)

06-0601	06-0697	06-0803	06-0890	06-0984
06-0602	06-0698	06-0805	06-0894	06-0987
06-0603	06-0699	06-0806	06-0895	06-0988
06-0604	06-0700	06-0807	06-0896	06-0989
06-0609	06-0702	06-0808	06-0902	06-0990
06-0610	06-0703	06-0809	06-0903	06-0991
06-0611	06-0707	06-0815	06-0904	06-0994
06-0619	06-0709	06-0816	06-0905	06-0996
06-0620	06-0711	06-0817	06-0906	06-1001
06-0621	06-0712	06-0819	06-0908	06-1002
06-0622	06-0714	06-0822	06-0910	06-1004
06-0623	06-0715	06-0823	06-0914	06-1005
06-0625	06-0717	06-0824	06-0915	06-1006
06-0626	06-0723	06-0825	06-0917	06-1007
06-0628	06-0727	06-0826	06-0920	06-1008
06-0629	06-0731	06-0827	06-0921	06-1011
06-0630	06-0735	06-0828	06-0922	06-1012
06-0631	06-0736	06-0830	06-0923	06-1013
06-0633	06-0737	06-0833	06-0925	06-1014
06-0634	06-0739	06-0836	06-0928	06-1016
06-0636	06-0740	06-0838	06-0930	06-1017
06-0637	06-0741	06-0847	06-0931	06-1018
06-0640	06-0743	06-0848	06-0932	06-1020
06-0642	06-0744	06-0849	06-0933	06-1024
06-0644	06-0747	06-0853	06-0934	06-1025
06-0645	06-0749	06-0854	06-0941	06-1029
06-0646	06-0750	06-0855	06-0943	06-1030
06-0651	06-0751	06-0857	06-0946	06-1036
06-0652	06-0752	06-0860	06-0947	06-1040
06-0654	06-0753	06-0861	06-0951	06-1102
06-0655	06-0757	06-0862	06-0951	06-1103
06-0660	06-0758	06-0864	06-0952	06-1104
06-0664	06-0760	06-0870	06-0953	06-1108
06-0665	06-0764	06-0871	06-0954	06-1112
06-0666	06-0766	06-0872	06-0955	06-1114
06-0672	06-0767	06-0873	06-0958	06-1115
06-0673	06-0769	06-0874	06-0960	06-1116
06-0674	06-0771	06-0875	06-0961	06-1117
06-0676	06-0772	06-0876	06-0962	06-1124
06-0679	06-0773	06-0878	06-0965	06-1127
06-0681	06-0777	06-0879	06-0966	06-1131
06-0683	06-0778	06-0880	06-0967	06-1133
06-0685	06-0784	06-0882	06-0968	06-1134
06-0686	06-0786	06-0883	06-0969	06-1134
06-0689	06-0789	06-0884	06-0971	06-1135
06-0690	06-0791	06-0885	06-0973	06-1138
06-0691	06-0792	06-0886	06-0976	06-1139
06-0692	06-0794	06-0887	06-0977	06-1144
06-0695	06-0798	06-0888	06-0981	06-1146
06-0696	06-0802	06-0889	06-0982	06-1152