

NISSAN

NISSAN NORTH AMERICA, INC.

Corporate Office
18501 South Figueroa St.
Gardena, California 90248-4500
Mailing Address: P.O. Box 191
Gardena, California 90248-0191
Telephone: 310.532.3111

April 24, 2006

Mr. George Person
Chief, Recall Analysis Division
Office of Defects Investigation
Safety Assurance
National Highway Traffic Safety Administration
400 Seventh Street, S.W.
Washington, D.C. 20590

Ref: 06V-092

Dear Mr. Person:

The enclosed communication is being provided pursuant to 49 CFR Part 573.6(c)(9).

Technical Compliance Department

Encl.

RECEIVED
2006 APR 21 A 8:03
OFFICE OF DEFECTS
INVESTIGATION

Subject: 2005-06 Frontier King Cab Fuel Filler Cap Recall Campaign Update #1

Attention – Dealer Principals, Sales, Parts and Service Managers

***** Recall Campaign Bulletin *****

Recall Campaign Bulletin NTB06-036 is now available on ASIST and on NNAnet.com under My Documents in the Parts/Campaigns and Service/Campaigns categories. The bulletin contains the service procedure and related parts and claim information for this campaign.

Please discard any paper copies of Interim Repair Instructions previously issued for this campaign.

Note: Service Comm (R0603) must be used to confirm vehicle eligibility.

***** Parts Availability *****

An adequate supply of parts is available for this campaign repair. Additional parts may be ordered using the normal parts ordering system.

If you have any additional questions related to this campaign, please contact your Dealer Parts and Service Manager (DPSM).

Nissan Parts and Service Operations
04/21/2006



RECALL CAMPAIGN BULLETIN

Reference:
NTB06-036

Date:
April 21, 2006

VOLUNTARY RECALL CAMPAIGN 2005 – 2006 FRONTIER FUEL CAP TETHER

CAMPAIGN I.D. # / NHTSA #: R0603 / 06V-092

APPLIED VEHICLES: 2005 – 2006 Frontier (D40)

APPLIED VINs: 2005 Models built between:

1N6(*)D06(**)5C 400003 and 466254

2006 models built between:

1N6(*)D06(**)6C 400001 and 435956

INTRODUCTION

Nissan has determined that some 2005-2006 model years Nissan Frontier King Cab vehicles may have a defect which relates to motor vehicle safety. There is a possibility that, in a severe side impact crash, the fuel filler cap tether may be stretched to the point of unscrewing the cap due to the structure of the vehicle body. This may result in fuel spillage which in the presence of an ignition source could result in a fire. To prevent this condition from occurring, Nissan is conducting a Voluntary Safety Recall Campaign to replace the filler cap tether (retainer) with a modified one free of charge.

IDENTIFICATION NUMBER

Nissan has assigned identification number R0603 to this campaign. This number must appear on all communications and documentation of any nature dealing with this Campaign.

NUMBER OF VEHICLES POTENTIALLY AFFECTED

The number of vehicles potentially affected is approximately 42,000

DEALER RESPONSIBILITY

It is the retailer's responsibility to check Service Comm for the campaign status on each vehicle falling within the range of this voluntary safety recall which for any reason enters the service department. This includes vehicles purchased from private parties or presented by transient (tourist) owners and vehicles in a dealer's inventory. Federal law requires that new vehicles in dealer inventory which are the subject of a safety recall must be corrected prior to delivery under a sale or lease. Failure to do so can result in civil penalties by the National Highway Traffic Safety Administration. While federal law applies only to new vehicles, Nissan strongly encourages dealers to correct any used vehicles in their inventory before they are retailed.

REQUIRED PARTS

- The new fuel cap tether is slightly longer than the old one.
- Refer to the Parts Information for the part number.

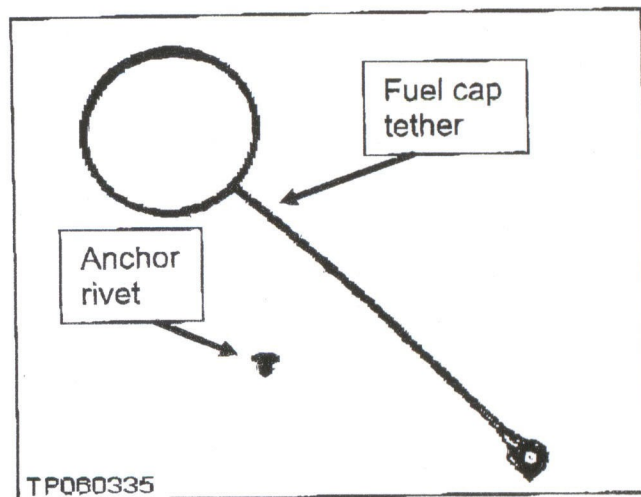


Figure 1

SERVICE PROCEDURE

1. Open the fuel fill door.
2. Disconnect the tether anchor.
 - Use a plastic trim tool to remove the plastic anchor rivet.

NOTE: Plastic "Trim Tool Set" J-46534 (an "essential tool") is available from TECH-MATE at 1-800-662-2001—option 1.

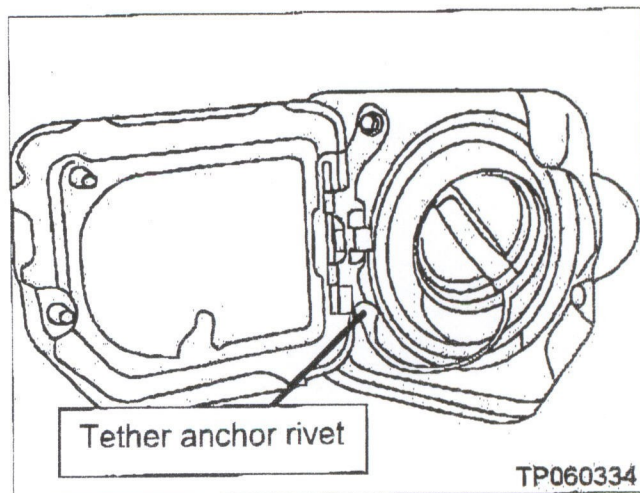


Figure 2

3. Remove the fuel cap from the vehicle.
 - Turn counterclockwise

4. Use a small flat blade screwdriver to snap the retaining ring loose from the fuel cap.
 - The retaining ring is a light gray color.
 - Snap loose at 4 or 5 spots around the ring.

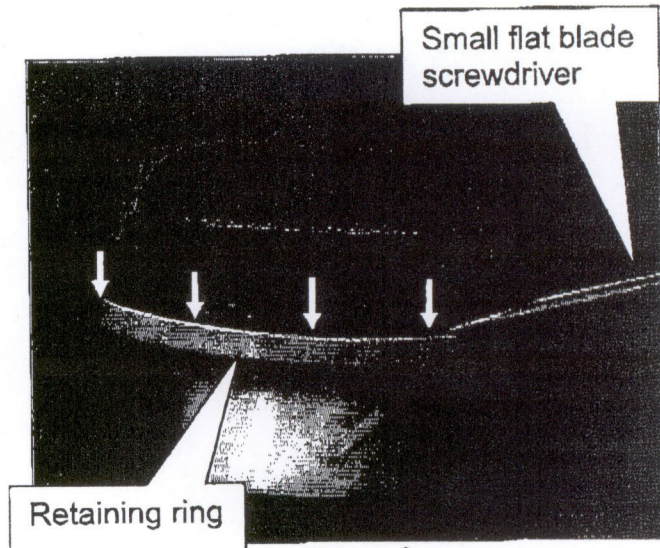


Figure 3

5. Remove the retaining ring and the tether.




Figure 4

6. Install the new tether onto the fuel cap as shown in Figure 5.

- Make sure the "offset" is positioned as shown.

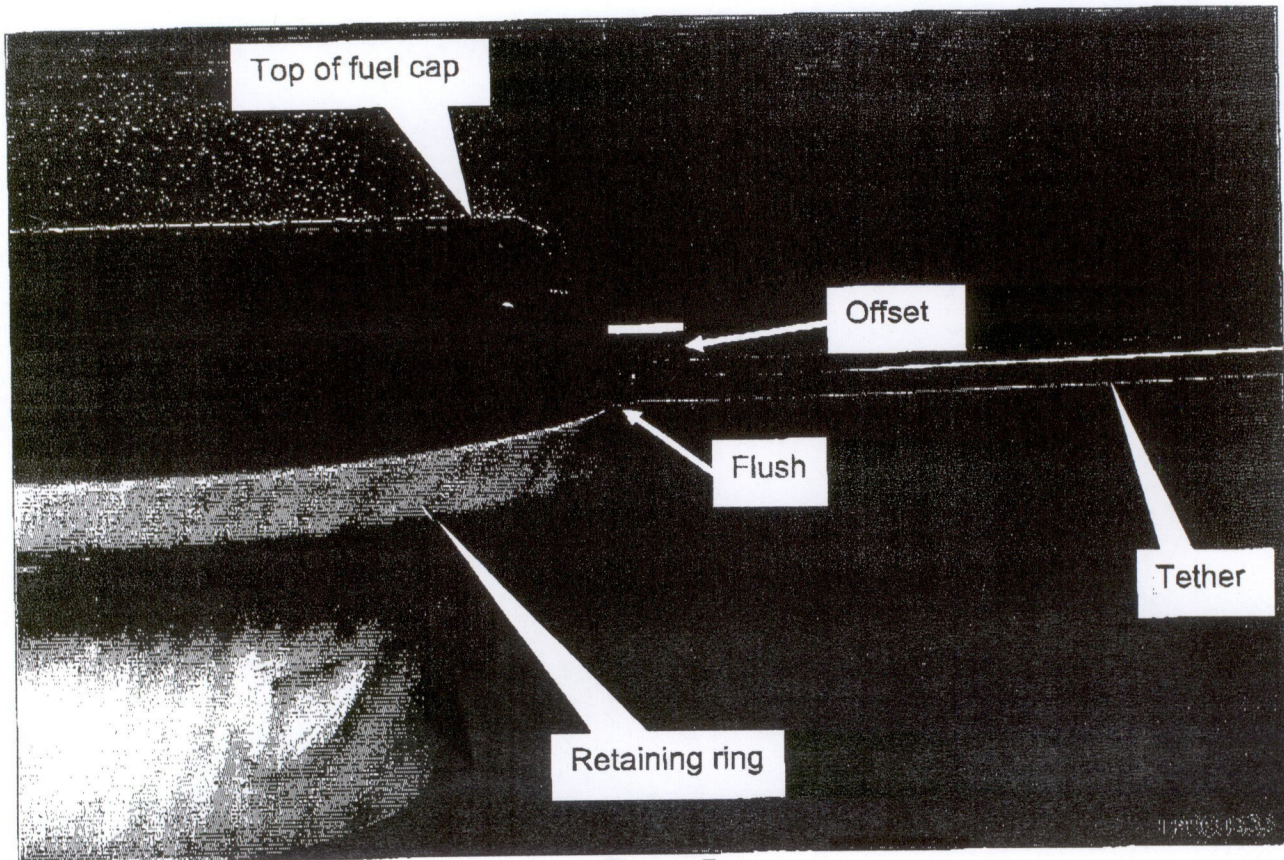


Figure 5

7. Snap the gray retaining ring back into place (see Figure 5).

- Make sure it is fully seated / snapped onto the fuel cap.

8. Reinstall the fuel cap onto the vehicle.

- Turn clockwise $\frac{1}{4}$ turn.

9. Attach the fuel cap tether to the vehicle body with the new plastic anchor rivet.

- Make sure the **Tether is NOT Twisted.**
- Push the rivet through the tether anchor hole and into the body with your thumb.

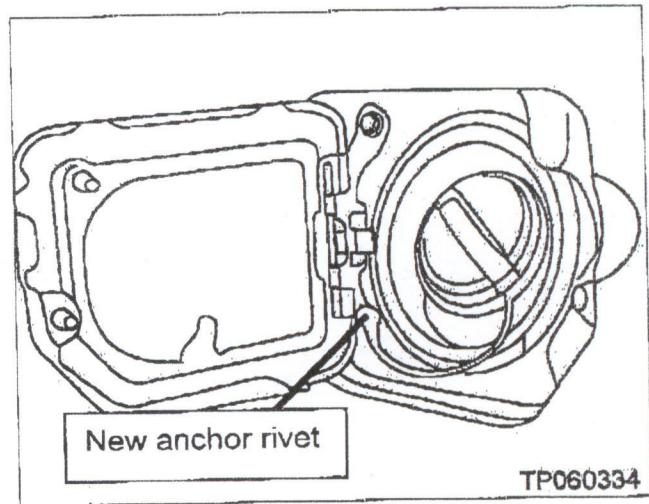


Figure 6

PARTS INFORMATION

DESCRIPTION	PART #	QUANTITY
Ret-Fuel Cap, MTG (Fuel Cap Tether and Anchor Rivet)	17429-ZP00A	1

CLAIMS INFORMATION

Submit a Campaign ("CM") line claim using the following claims coding information:

Campaign I.D.: R0603

DESCRIPTION	OP CODE	FRT
Replace Fuel Cap Tether	R06030	0.2

OWNER'S LETTER

Dear Nissan Owner:

This notice is sent to you in accordance with the requirements of the National Traffic and Motor Vehicle Safety Act. Nissan has decided that a defect that relates to motor vehicle safety exists in some 2005-2006 model years Nissan Frontier King Cab vehicles.

Reason for Recall

There is a possibility that, in a severe, side impact crash, the fuel filler cap tether may be stretched to the point of unscrewing the cap due to the structure of the vehicle body. This may result in fuel spillage which in the presence of an ignition source could result in a fire.

What Nissan Will Do

Your Nissan dealer will replace the fuel cap tether with a modified one. This free service should take about 20 minutes to complete, but your Nissan dealer may require your vehicle for a longer period of time based upon their work schedule.

What You Should Do

Contact your Nissan dealer at your earliest convenience in order to arrange an appointment to have your vehicle repaired. Please bring this notice with you when you keep your service appointment. Instructions have been sent to your Nissan dealer. If you have additional questions you may contact the National Consumer Affairs Office, Nissan North America, Inc. at P.O. Box 191, Gardena, California 90248-0191. The toll free number is (800) 647-7261.

You may also submit a complaint to the Administrator, National Highway Traffic Safety Administration, 400 Seventh Street, SW., Washington, DC 20590; or call the toll-free Vehicle Safety Hotline at 1-888-327-4236 (TTY: 1-800-424-9153); or go to <http://www.safercar.gov>.

Federal law requires that any vehicle lessor receiving this recall notice must forward a copy of this notice to the lessee within ten days.

Thank you for your cooperation. We are indeed sorry for any inconvenience this may cause.