



RECEIVED
NV3-215

2006 FEB -6 A 9:47

OFFICE OF *PA*
DEFECTS INVESTIGATION

Via Overnight Mail
January 25, 2006

To: Area General Managers
From: Jerry Marcotti - Service and Parts Operations Manager
Subject: Special Service Campaign (SSC) 6LA
Early 2004 Model Year RX 330 Rear, Left-Hand Side Seat Belt Buckle Anchor Bolt

Lexus has initiated a Special Service Campaign (SSC) on certain early 2004 model year RX 330 vehicles. Campaign details and the degree of your area's involvement are explained below.

Condition

In certain early 2004 model year RX 330 vehicles, there is a possibility that the anchor bolt for the rear, left-hand side seat belt buckle (directly behind the driver's seat) does not have sufficient strength.

For further information refer to the enclosed dealer letter which includes the Lexus Q&A, customer notification letter, and repair instructions.

Dealer Notification Date

Dealer notification letters will be sent to the attention of the Service Manager on Friday, January 27, 2006 via Next Day UPS delivery service.

Owner Notification Date

Owner notification letters will be mailed via First Class Mail beginning in late January 2006.

Identification of Involved Vehicles

Model Year	Model	WMI	VDS	Serial Range	Production Period
2004	RX 330	2T2	GA31U	C001001 - C002649	Mid-September 2003 to mid-October 2003
			HA31U	C001002 - C003719	

Note: Dealers should always consult Dealer Daily or TIS to confirm VIN eligibility and to assure that the SSC is applicable. This will verify the vehicle is involved and has not already been completed by another dealer. TMS warranty will not reimburse dealers for repairs conducted on vehicles that are not affected.

Implementation at Dealerships

The SSC package contains the repair instructions, warranty claim procedures and affected vehicle lists. All associates who have a part in the completion of this campaign should be familiar with its contents.

Replacement Parts

Part Number	Part Description	Quantity per Vehicle
72702-48020	Rear Seat Belt Buckle Anchor Bolt	1

Please encourage your dealers to order only those parts needed to repair vehicles with service appointments. Individual dealer tracking will be done and irregularities in quantity ordering will be passed on to you and your staff for follow-up and correction. There will be sufficient inventory to accommodate this SSC.

Tools and Equipment

Only basic hand tools are required for this repair.

Customer Care

Lexus' usual customer care amenities (car wash, fuel fill-up and loaner vehicles) apply to this SSC. Specific details may be found in TIS in the General Procedures for Limited and Special Service Campaigns.

Reimbursement Procedures

Dealers are required to submit SSC claims following the procedures described below.

Repair	Claim Type	Opcode	Labor Hours*	Sublet
Replace rear seat belt buckle bolt	SC	5528M1	0.7	GA (fuel), TW (tow), RT (loaner vehicle), DE (pick-up/delivery or remote repair), or CW (car wash) as required and substantiated by invoices.

*Includes 0.1 labor hours for administrative time.

NOTE: Lexus warranty will only accept one claim per vehicle under the terms of the SSC. Please ensure that your dealership checks the National History File or TIS to see if the vehicle has been repaired under this SSC prior to servicing a vehicle.

Dealer System Communications

- The VIN number information download will be performed on January 27, 2006 and the dealer system flag on affected vehicles will be activated at that time. The operation code will be downloaded and available for

dealerships to at the same time. DMS dealer files are automatically updated and no further action should be required.

Thank you for your understanding.

Enclosure

CC: Area Customer Satisfaction Manager
Area Customer Services Operations Manager
Assistant Area Manager
District Service and Parts Manager
District Technical Manager
District Technical Specialist
District Technical Specialist
Field Technical Specialists
Product Field Engineer



Via Overnight Mail
January 26, 2006

Subject: Special Service Campaign (SSC) 6LA
Early 2004 Model Year RX 330 Rear, Left-Hand Side Seat Belt Buckle Anchor Bolt

Dear Dealer Principal:

Lexus has initiated a Special Service Campaign (SSC) on certain early 2004 model year RX 330 vehicles... Campaign details and the degree of your dealer's involvement are explained below.

Condition

In certain early 2004 model year RX 330 vehicles, there is a possibility that the anchor bolt for the rear, left-hand side seat belt buckle (directly behind the driver's seat) does not have sufficient strength.

For further information refer to the attached Lexus Q&A and customer notification letter.

Owner Notification Date

Owner notification letters will be mailed via First Class Mail beginning in early February 2006.

Identification of Involved Vehicles

Model Year	Model	WMI	VDS	Serial Range	Production Period
2004	RX 330	2T2	GA31U	C001001 - C002649	Mid-September 2003 to mid-October 2003
			HA31U	C001002 - C003719	

Note: Dealers should always consult Dealer Daily or TIS to confirm VIN eligibility and to assure that the SSC is applicable. This will verify the vehicle is involved and has not already been completed by another dealer. TMS warranty will not reimburse dealers for repairs conducted on vehicles that are not affected.

Implementation at Dealerships

The SSC package contains the repair instructions, warranty claim procedures, and parts order information for all affected vehicles sold by your dealership. All associates who have a part in the completion of this campaign should be familiar with its contents.

Replacement Parts

Part Number	Part Description	Quantity per Vehicle
72702-48020	Rear Seat Belt Buckle Anchor Bolt	1

Please encourage your parts department to order only those parts needed to repair vehicles with service appointments. Individual dealer tracking will be done and irregularities in quantity ordering will be passed on to Lexus Area Offices for follow-up and correction. There will be sufficient inventory to accommodate this SSC.

Tools and Equipment

Only basic hand tools are required for this repair.

Customer Care

Lexus' usual customer care amenities (car wash, fuel fill-up and loaner vehicles) apply to this SSC. Specific details may be found in TIS in the General Procedures for Limited and Special Service Campaigns.

Reimbursement Procedures

Dealers are required to submit SSC claims following the procedures described below.

Repair	Claim Type	Opcode	Labor Hours*	Sublet
Replace rear seat belt buckle bolt	SC	5528M1	0.7	GA (fuel), TW (tow), RT (loaner vehicle), DE (pick-up/delivery or remote repair), or CW (car wash) as required and substantiated by invoices.

*Includes 0.1 labor hours for administrative time.


NOTE: Lexus warranty will only accept one claim per vehicle under the terms of the SSC. Please ensure that your dealership checks the National History File or TIS to see if the vehicle has been repaired under this SSC prior to servicing a vehicle.

Dealer System Communications

- The VIN number information download will be performed on January 27, 2006 and the dealer system flag on affected vehicles will be activated at that time.
- The operation code will be downloaded and available for dealerships to use on January 27, 2006. DMS dealer files are automatically updated and no further action should be required.

Thank you for your understanding. Your on-going care for these core Lexus owners during this campaign protects our customers and their image of Lexus.

Sincerely,



Jerry Marcotti
Service and Parts Operations Manager

Attachments

CC: Customer Satisfaction Manager
General Manager
Parts Manager
Sales Manager
Service Manager



Special Service Campaign (SSC) Q&A

Early 2004 Model Year RX 330 Rear, Left-Hand Side Seat Belt Buckle Anchor Bolt

Q1: What is the condition?

A1: In certain early 2004 Model Year Lexus RX 330 vehicles, there is a possibility that the anchor bolt for the Rear, Left-Hand Side Seat Belt Buckle (directly behind the driver's seat) does not have sufficient strength.

Q2: What is the cause of this condition?

A2: The incorrect anchor bolt was utilized with the Rear, Left-Hand Side Seat Belt Buckle Anchor Bolt.

Q3: Are there any warnings that this condition exists?

A3: No, there are no warnings that this condition will occur.

Q4: Which and how many vehicles are involved?

A4: Certain early 2004 Model Year RX 330 vehicles are involved. There are approximately 3,900 RX 330 vehicles involved in the U.S.

Q5: What is the production period of the affected vehicles?

A5: The affected Lexus RX 330 vehicles were produced from mid-September, 2003 to mid-October, 2003.

Q6: Are there any other Toyota or Lexus vehicles involved?

A6: No, this condition only affects certain early 2004 Model Year Lexus RX 330 vehicles only.

Q7: How many incidents of this condition have been reported?

A7: There has been one case reported for this condition in the affected vehicles.

Q8: Have there been any accidents reported?

A8: There has been one reported case of an accident related to this condition.

Q9: What is Lexus going to do?

A9: Owners of the involved vehicles will receive a Special Service Campaign notification by first class mail beginning in late January 2006. Lexus dealers will replace the Rear, Left-Hand Side Seat Belt Buckle Anchor Bolt at **NO CHARGE** to the vehicle owners.

Q10: How long will the repair take?

A10: The repair will take approximately one hour. However, depending upon the dealer's work schedule, it may be necessary to make the vehicle available for a longer period of time.

Q11: What should an owner do if they experience the condition?

A11: Owners are requested to contact their local Lexus dealer for diagnosis and repair.

**Early 2004 Model Year RX 330 – Rear, Left-Hand Side Seat Belt Buckle Anchor Bolt
Safety Recall Notice**

DRAFT

Dear RX 330 Owner:

Lexus is dedicated to the "Passionate Pursuit of Perfection."

This notice is being sent to you in accordance with the requirements of the National Traffic and Motor Vehicle Safety Act. Lexus has decided that a defect, which relates to motor vehicle safety, exists in certain early 2004 model year RX 330 vehicles.

What is the condition?

In certain early 2004 Model Year Lexus RX 330 vehicles, there is a possibility that the anchor bolt for the Rear, Left-Hand Side Seat Belt Buckle (directly behind the driver's seat) does not have sufficient strength. In the worst case, a passenger sitting in the rear seat directly behind the driver may not be properly restrained in the event of a severe crash.

What will Lexus do?

Any Lexus dealer will replace the Rear, Left-Hand Side Seat Belt Buckle Anchor Bolt with an improved one at **NO CHARGE** to you.

What should you do?

Please contact any authorized Lexus dealer to schedule an appointment to have this service performed on your vehicle.

The labor time for this repair will take approximately ___ hours. However, depending upon the dealer's work schedule, it may be necessary to make your vehicle available for a longer period of time.

Please present this notice to the dealer when you bring the vehicle in for your service appointment.

If you no longer own the vehicle, please indicate so on the enclosed postage-paid form, providing us with the name and address of the new owner if possible.

What if you have other questions?

Please contact any Lexus dealer or call the Lexus Customer Assistance Center at 1-800-255-3987.

If you believe that the dealer or Lexus has failed or is unable to remedy the defect within a reasonable time, you may submit a complaint to the Administrator, National Highway Traffic Safety Administration, 400 Seventh Street S.W., Washington, D.C. 20590, or call the toll free Auto Safety Hot Line at 1-888-327-4236 (TTY: 1-800-424-9153), or go to <http://www.safercar.gov>.

If you are a vehicle lessor, Federal law requires that any vehicle lessor receiving this recall notice must forward a copy of this notice to the lessee within ten days.

We have sent this notice in the interest of your continued satisfaction with our products, and we sincerely regret any inconveniences this condition may have caused you.

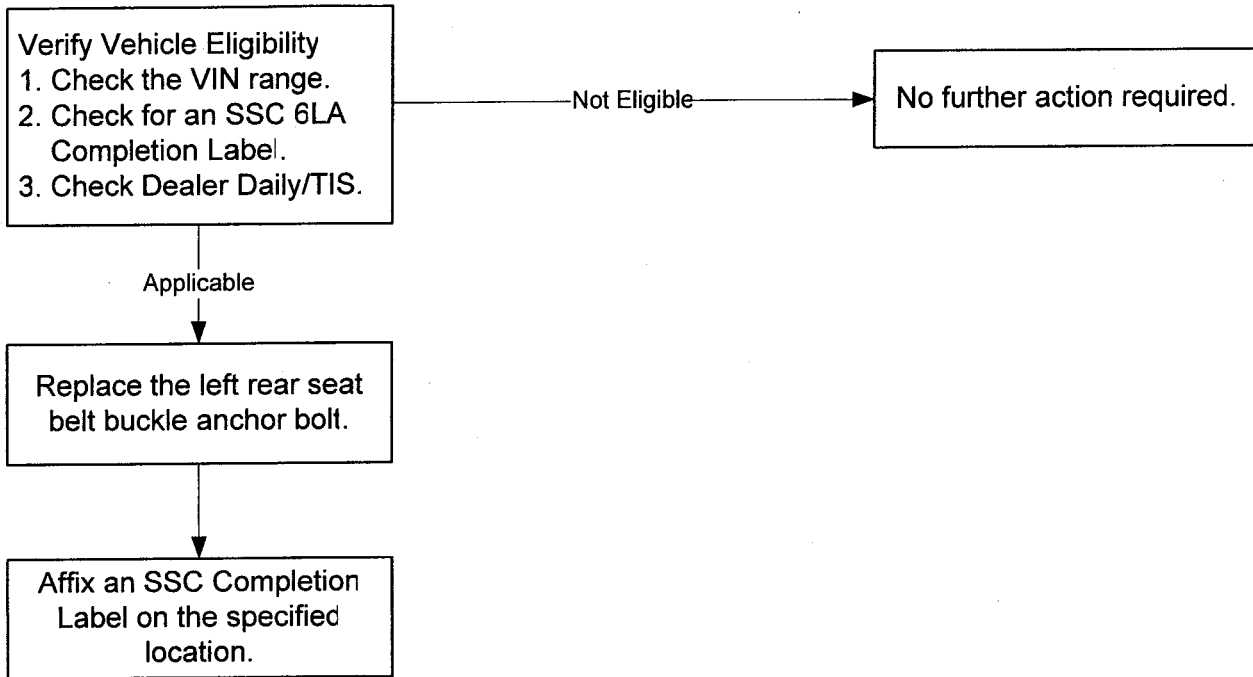
Thank you for driving a Lexus.

Sincerely,

LEXUS DIVISION
TOYOTA MOTOR SALES, U.S.A., INC.

TECHNICAL INSTRUCTIONS
FOR
SPECIAL SERVICE CAMPAIGN 6LA
EARLY 2004 MODEL YEAR RX 330
LEFT REAR SEAT BELT BUCKLE ANCHOR BOLT REPLACEMENT

I. OPERATION FLOW CHART



II. IDENTIFICATION OF AFFECTED VEHICLES

A. AFFECTED VIN RANGE

Model	Year	WMI	VIN Range	
			VDS	Ranges
RX 330	2004	2T2	GA31U	C001001 – C002649
			HA31U	C001002 – C003719

III. PREPARATION

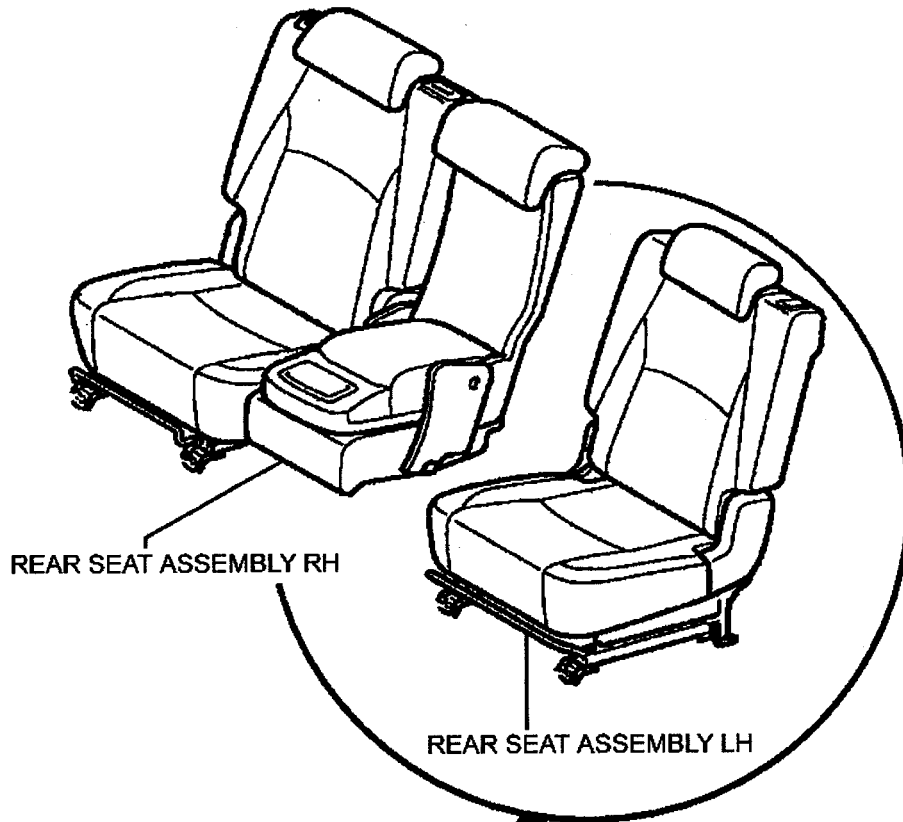
A. PARTS

Part Number	Part Description	Quantity
72702-48020	Rear Seat Belt Buckle Anchor Bolt	1

B. PARTS

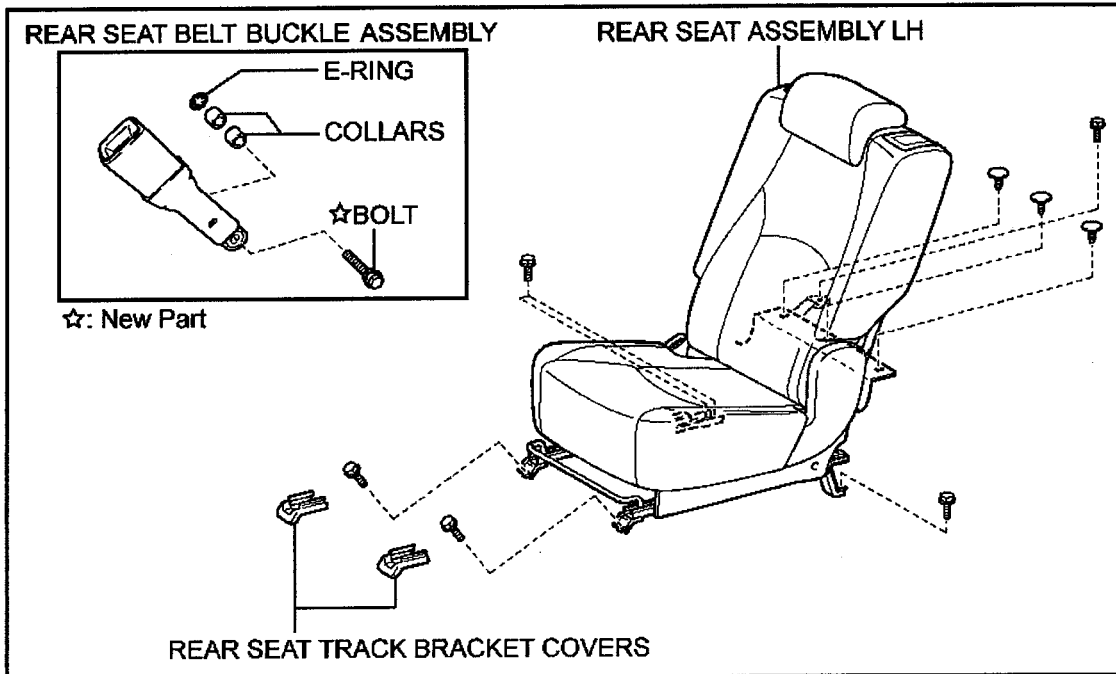
- Standard Hand Tools
- Torque Wrench
- Nylon Pry Tools

IV. COMPONENTS



NOTE:

ONLY THIS SEAT REQUIRES THE REPLACEMENT OF THE SEAT BELT ANCHOR BOLT!

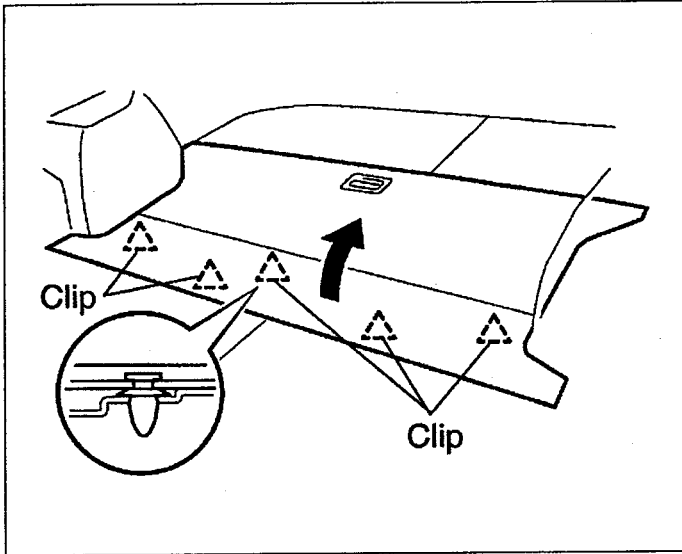


V. BACKGROUND

In certain early 2004 Model Year Lexus RX 330 vehicles, there is a possibility that the anchor bolt for the Rear, Left-Hand Side Seat Belt Buckle (directly behind the driver's seat) does not have sufficient strength. Other seating positions are not affected.

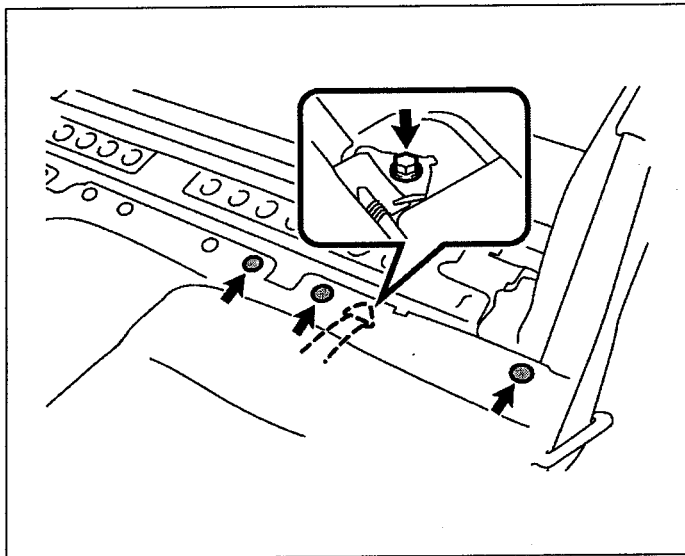
VI. WORK PROCEDURE

A. REMOVE THE LEFT REAR SEAT ASSEMBLY

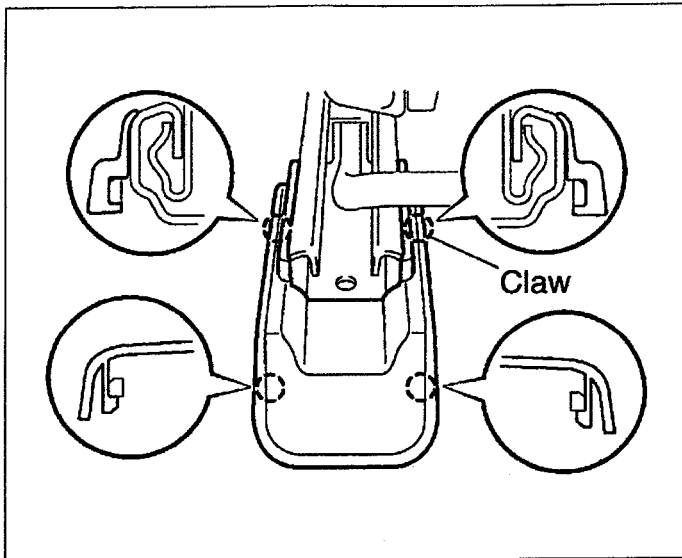


1. REMOVE THE LEFT REAR SEATBACK BOARD CARPET ASSEMBLY

- (a) Disengage the 5 clips on the front side of the deck board sub-assembly.
- (b) Flip the deck board sub-assembly over to gain access to the seatback board carpet.



- (c) Using nylon pry tools, remove the 3 clips for the seatback board carpet.
- (d) Remove the bolt holding the fold seat stopper band to the vehicle.



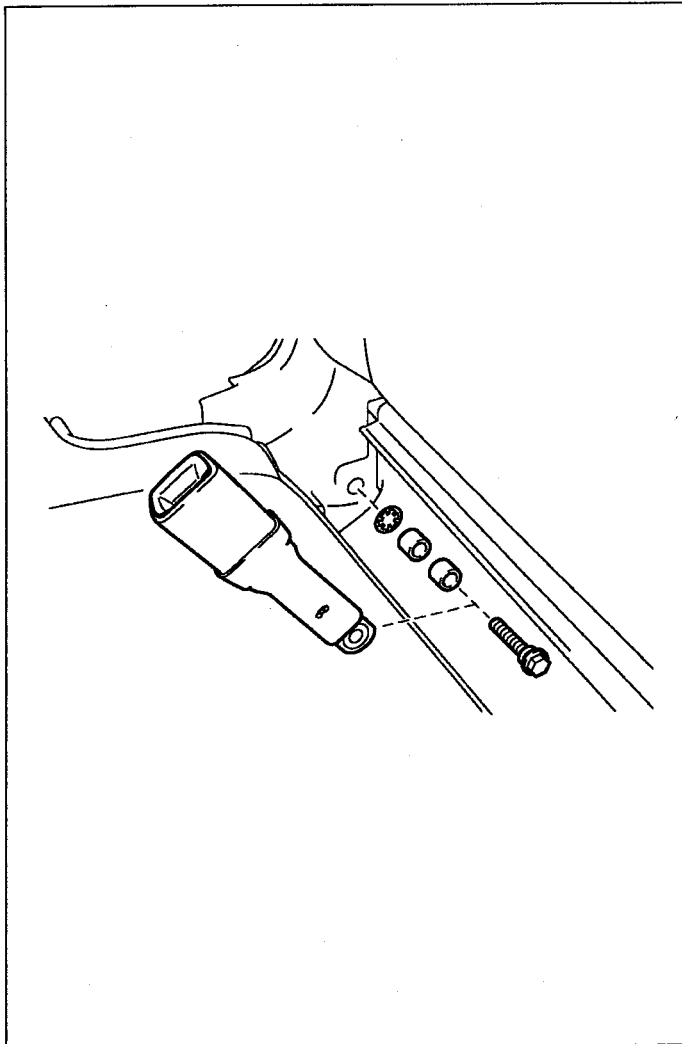
2. REMOVE THE LEFT REAR SEAT

- (a) Using nylon pry tools, remove the 2 seat track covers.
- (b) Remove the 5 seat track bolts.
- (c) Remove the seat from the vehicle.

NOTE:

Be careful not to damage any interior components or the body when removing the seat from the vehicle.

B. REPLACE THE SEAT BELT BUCKLE ANCHOR BOLT



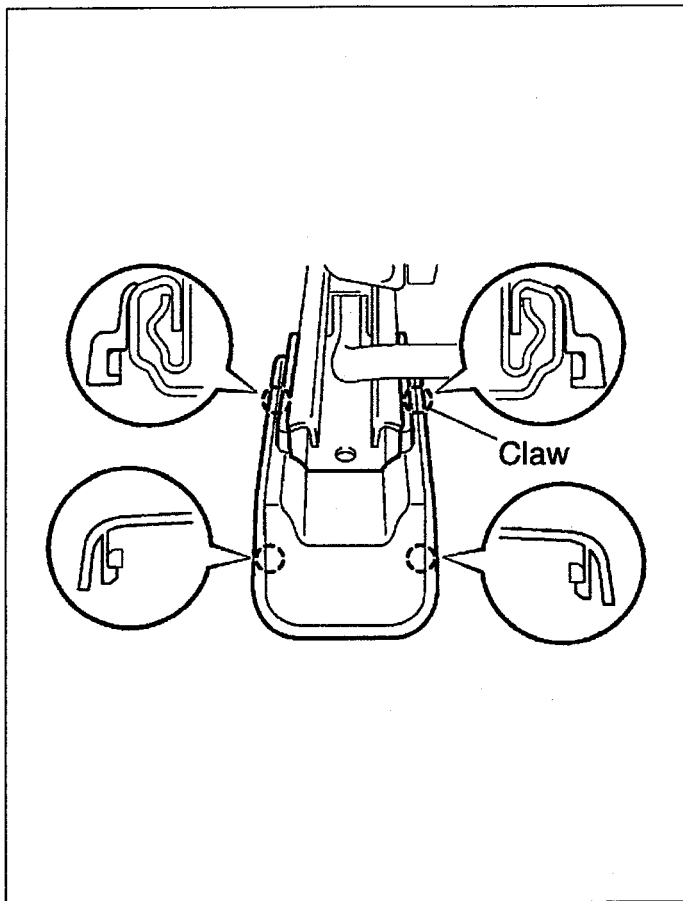
1. REPLACE THE SEAT BELT BUCKLE ANCHOR BOLT

- (a) Lay the seat down on a protected work surface with the right side facing down. This will keep the seat from getting dirty or damaged while being worked on.
- (b) Locate and loosen the seat belt buckle anchor bolt from the seat frame.
- (c) Remove the E-ring and 2 collars from the anchor bolt.
- (d) Remove the anchor bolt from the rear seat belt buckle assembly.
- (e) Install a new anchor bolt to the seat belt buckle assembly.
- (f) Reinstall the 2 collars and the E-ring to the new anchor bolt.
- (g) Tighten the seat belt buckle anchor bolt to the seat frame and torque to specification.

Torque Specification:

42 N·m (428 kgf·cm, 31 ft·lbf)

C. REINSTALL THE LEFT REAR SEAT ASSEMBLY



1. REINSTALL THE LEFT REAR SEAT

- (a) Reinstall the seat to the vehicle.

NOTE:

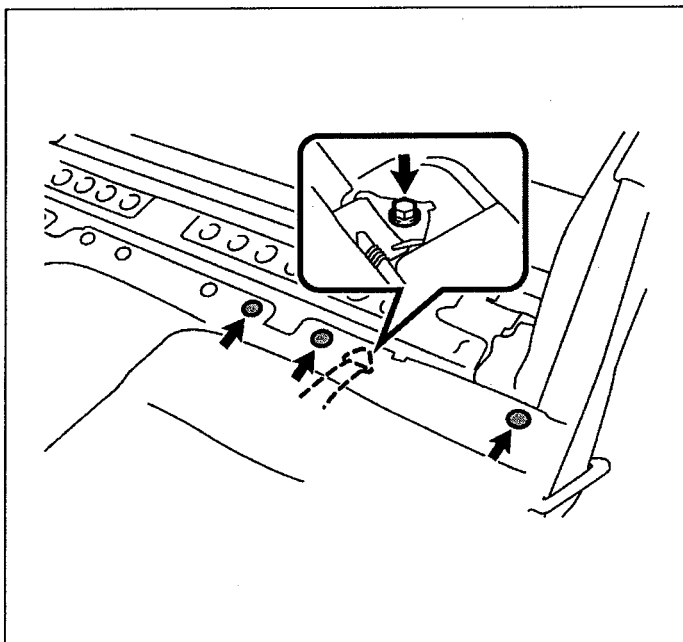
Be careful not to damage any interior components or the body when reinstalling the seat to the vehicle.

- (b) Reinstall the 5 seat track bolts and torque to specification.

Torque Specification:

37 N·m (377 kgf·cm, 27 ft·lbf)

- (c) Reinstall the 2 seat track bracket covers.
- (d) Slide the seat back and forth and check that both sides of the seat adjuster lock simultaneously.



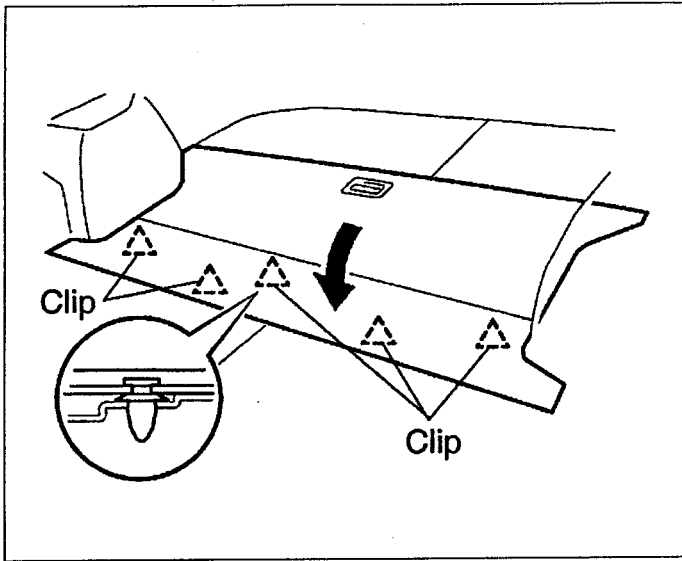
2. REINSTALL THE LEFT REAR SEATBACK BOARD CARPET ASSEMBLY

- (a) Reinstall the bolt holding the fold seat stopper band to the vehicle and torque to specification.

Torque Specification:

9.0 N·m (92 kgf·cm, 80 in·lbf)

- (b) Reinstall the 3 clips.



(c) Flip the front side of the deck board sub-assembly back into position and reattach the 5 clips.

VII. SSC COMPLETION LABEL INSTALLATION

After completing the repair and before returning the vehicle to the owner, an SSC completion label must be affixed to the left front door hinge post, near the check strap.

(a) The label is to be filled out as follows:

- Write in SSC 6LA.
- Write in date of repair.
- Write in your dealer code.

SSC	Date
DEALER CODE NO.	
00410-01917	

(b) Additional SSC completion labels, in sheets of 50 (P/N 00410-01917), may be ordered through the non-parts application on your DMS system.