



June 29, 2006

Associate Administrator for Safety Assurance (NSA-01)
National Highway Traffic Safety Administration
400 7th Street, SW
Washington, DC 20590

RE: NHTSA Campaign Number 06V-206
Stratos and Champion Boat Trailers

Attention:

Attached are examples of documents that were sent to Stratos owners this week. Please note that the documents for Champion owners were identical except references to Stratos were replaced with Champion.

If you have any questions, please contact me at 612/337-1859.

Sincerely,

A handwritten signature in black ink, appearing to read "Jeffery E. Melby", is written over a faint, light-colored circular pattern that is part of the background of the document.

Jeffery E. Melby
Vice President, Environmental and Safety

Cc: Jason Bragg – Stratos and Champion Boats

RECEIVED
2006 JUL - 6 A 8:30
OFFICE OF DEFECTS
INVESTIGATION

612.339.7600 Fax 612.337.1950

2900 IDS Center
80 South Eighth Street
Minneapolis, Minnesota 55402-2100



June 2006

NHTSA Campaign No. 06V-206

RE: Trailer Identification Number: 5K6SB20134

Dear Stratos Customer:

This safety recall notice is sent to you in accordance with the requirements of the National Traffic and Motor Vehicle Safety Act.

Stratos Boats, Inc. has decided that a defect which relates to motor vehicle safety exists in certain 2002, 2003, 2004, 2005, and 2006 Stratos trailers that are equipped with a retractable tongue. These trailers may have a defect in the retractable tongue that poses, if it fails, a threat to your safety. Specifically, the retractable tongue consists of three pieces: brake actuator housing that contains the trailer ball clasp and brake actuator, steel frame insert that is welded to the brake actuator housing to create the retractable tongue, and the steel housing on the trailer frame into which the tongue retracts. A large, steel pin keeps the tongue in place, and once removed, allows the tongue to drop down and retract into the steel housing on the trailer frame. The steel frame insert may not have been inserted into the brake actuator housing the proper distance before the parts were welded together. The attached pictures show a properly built retractable tongue and one with a gap between the bottom insert and the brake actuator housing. If the tongue was not manufactured to the required specifications (gap), the bottom of the top insert could crack in the area of the gap. If the tongue cracks while your trailer is connected to a vehicle, the weight of the boat can cause the tongue to buckle and contact the road surface, which could result in a crash.

Stratos is conducting a safety recall campaign to inspect your trailer, and repair the retractable tongue if it was not manufactured according to specifications. Please review the attached information. If you observe a gap please call your nearest dealer to take your trailer in for a final tongue inspection. If the inspection reveals that the tongue was not manufactured according to specifications, the dealer will repair it at no charge to you. Also included with your packet is a repair verification form that is to be completed even if no tongue repair is required. Please complete or have your dealer complete and return it to Stratos either via by fax or mail.

If you had this repair performed before you received this letter, you may be eligible to receive reimbursement for the cost of obtaining a pre-notification remedy of the problem associated with this recall. For more information please call me at the number listed below.

Federal regulations require that any vehicle lessor receiving this recall notice must forward a copy of this notice to the lessee within ten days. If your dealer fails or is unable to remedy this defect without charge and within a reasonable time, you may submit a written complaint to the Administrator, National Highway Traffic Safety Administration, 400 Seventh Street, SW., Washington, DC 20590, or call the toll-free Vehicle Safety Hotline at 1-888-327-4236 (TTY: 1-800-424-9153); or go to <http://www.safercar.gov>.

We regret any inconvenience that this action may cause you. However, we are concerned about your safety. If you are no longer the owner of this trailer, please contact us immediately with any information you may have regarding its current ownership. My phone number is 615-494-2084 or email to jbragg@stratosboats.com.

Sincerely,


Jason Bragg
Customer Service Manager

Stratos Boats


Retractable Trailer Tongue Inspection


Procedure

If your Stratos boat trailer tongue looks like the tongue pictured below, your trailer has a retractable tongue with a pull-out pin and you should follow the inspection procedures outlined in this document.




If your Stratos boat trailer tongue looks like the tongue pictured below you were sent this information in error, your trailer does not have a retractable tongue, and you may disregard this notice.







Area to inspect



The 'Insert Bottom' is welded to the 'Insert Top'. Both of these pieces should extend into the 'Brake Actuator Housing'. If the 'Insert Bottom' does not extend into the 'Brake Actuator Housing' there will be a noticeable gap as shown on the next page. A gap requires the corrective repair. Please take your trailer to your local Stratos Dealer for final inspection and corrective repair.



Visible Gap



No Visible Gap



INSPECTION AND REPAIR VERIFICATION FORM
Retractable Tongue on Trailer
June 2006

ATTENTION DEALERS:

To obtain reimbursement you **MUST** return this INSPECTION AND REPAIR VERIFICATION FORM, with all information properly completed, to **Stratos Boats Inc.** with your warranty reimbursement claim.

STRATOS BOATS, INC.
ATTN: Customer Service Dept.
880 Butler Road
Murfreesboro, TN37127
(615) 895-5190
(615) 494-2061 FAX

Trailer Owner Information

Serial Number

Trailer Owner Name

Address

City, State, Zipcode

_____ I own this trailer and have inspected
it and no repair is needed.

_____ I own this trailer and have returned it
to my dealer for inspection and/or repair.

_____ I have never owned this trailer.

_____ I sold or traded this trailer to:

Name: _____

Address: _____

City: _____

State: _____ Zip: _____

Dealer Information

Trailer Model

Dealer Name

Address

City, State, Zipcode

_____ I completed the required inspection
and no repair was required.

_____ I completed the required inspection
and made the repair.

_____ (Date)

Dealer Signature

Trailer Owner Signature