



RECEIVED  
12/14/06

R06LD

2006 DEC 14 A 10:56

OFFICE OF  
DEFECTS INVESTIGATION

**DATE: DECEMBER 11, 2006**  
**TO: U.S. DISTRIBUTORS**  
**SUBJECT: RECALL R06LD INCORRECT SCREW IN STEERING WHEEL**

This notice is sent to you in accordance with the requirements of The National Traffic and Motor Vehicle Safety Act.

Blue Bird has decided that a defect which relates to motor vehicle safety exists in certain 2008 model year Blue Bird "Vision" model conventional school buses manufactured from October 23, 2006 through November 21, 2006 at the Lafayette, Georgia manufacturing facility.

The defect involves the steering wheel attaching screw. The steering wheel attaching screw has a lock coating and is a "one time" use screw. During the manufacturing process the screw was removed and reused. Reuse of the attaching screw could allow the steering wheel to loosen during operation which could result in a vehicle crash causing injury or death to occupants.

Blue Bird is conducting a recall to correct this defect. All subject units must have the steering wheel attaching screw removed and replaced with a new attaching screw according to the enclosed instructions.

If our records indicate affected units were delivered in your service area, a printout identifying affected units is enclosed. Distributors should verify correct owners are indicated for each body number and that complete shipping addresses are provided for each listed vehicle.

If you have in your possession or have sold a vehicle that was purchased from another distributor that may be affected by this recall, please notify me at 478-822-2242.

Labor time required to correct this defect is 0.2 hrs (12 minutes) per bus. Warranty applications may be submitted to Blue Bird VIA ClaimTrac (use create campaign/bulletin claim).

**BLUE BIRD CORPORATION**  
P.O. Box 937 • Fort Valley, Georgia 31030  
Phone: (478) 825-2021

Federal law requires that any vehicle lessor receiving this recall notice must forward a copy of this notice to the lessee within ten days.

Distributors are reminded of their responsibilities under section 154 of The National Traffic and Motor Vehicle Safety Act of 1991. Dealers are required to complete modifications/repairs on units in their inventory before delivering to the final owner. Reference Blue Bird Body Company Distributor Memo No. 42-92.

Questions regarding this recall campaign should be directed to me at (478) 822-2242.

Thank you,

A handwritten signature in cursive script that reads "Bill Coleman".

Bill Coleman  
Recall Administrator



# BBCV Steering Wheel Screw

# CALL

**MODELS AFFECTED: 2008 BBCV Blue Bird Vision**

**R06LD**

## ISSUE

The steering wheel screw on 2008 Visions must be replaced whenever it is removed. On affected buses, the steering wheel attaching screw was not replaced during steering wheel alignment.

## CORRECTIVE ACTION

Replace the steering wheel attachment screw with a new screw.

## PROCEDURE


**1** Park vehicle on a level surface, apply parking brake, turn engine off and remove ignition key.

**WARNING** Always follow all Federal, State, Local, and Shop safety standards and use proper safety equipment when performing this procedure

### Tools Required:

- 5/32 Allen wrench
- 18 mm socket, extension and ratchet
- Torque wrench

**2** Compare the steering wheel on the 2008 Vision bus with the photo below. If the steering wheel shown does not match your bus, stop and contact the Blue Bird Recall Administrator. If the steering wheel matches this wheel, continue with the following steps.




**3** Locate the two allen screws located underneath the center cover. Remove these two allen screws with a 5/32 allen wrench..



**4** With an 18 mm socket and extension, remove the screw that attaches the steering wheel to the steering column.

**WARNING** Discard the screw. DO NOT RE-USE the screw to attach the steering wheel to the steering column.






# RECALL

**5** Install new steering wheel screw # 0089730 and torque to 52-74 ft lb.

PART NUMBER	QUANTITY	DESCRIPTION
0089730	1	Screw, Steering Wheel



**6** Reinstall cover with the two allen screws. The procedure is complete, and the bus may be returned to normal service.

**R06LD**