



HYUNDAI·KIA MOTORS

RECEIVED
2006 OCT 11 A 7:05
CITY OF...
...

October 4, 2006

Mr. Daniel Smith
Associate Administrator for Enforcement
National Highway Traffic Safety Administration
400 Seventh Street, S.W.
Washington, D.C. 20590

RE: Recall Number 06V-356 Defect Information Report (additional information)
(Hyundai Campaign 078)

Dear Mr. Smith

Hyundai Motor Company previously submitted a Defect Information Report to NHTSA regarding a recall campaign of approximately 790 model year 2007 Hyundai Entourage Limited vehicles produced beginning on February 20, 2006 through May 17, 2006 (NHTSA Recall Number 06V-356) pursuant to Part 573 of Title 49 of the Code of Federal Regulations. The affected vehicle quantity has been revised to 779 vehicles. Dealers will be notified of the recall on October 4, 2006 and owner notification will be conducted in one mailing on October 9, 2006.

Enclosed for NHTSA's files are final copies of the Technical Service Bulletin, owner notification letter and dealer notification letters.

Sincerely,

Robert Babcock
Manager, Certification and Compliance Issues

Attachments: 4

HYUNDAI·KIA MOTORS
Hyundai-Kia America Technical Center Inc.
6800 Geddes Road, Superior Township, MI 48198
TEL : 734-337-9499 FAX : 734-337-3168
www.hatci.com

MOTOR VEHICLE RECALL

Dear 2007 Entourage Limited Owner:

This notice is sent to you in accordance with the requirements of the National Traffic and Motor Vehicle Safety Act.

Hyundai has decided that a defect, which relates to motor vehicle safety, exists in certain model year 2007 Hyundai Entourage Limited vehicles that were produced during the period beginning February 20, 2006 through May 17, 2006 and equipped with optional power adjustable brake pedals.

Federal law requires that any vehicle lessor receiving this recall notice must forward a copy of this notice to the lessee within ten days.

What is the problem?

- The stop lamp switch wiring harness in model year 2007 Hyundai Entourage Limited vehicles equipped with power adjustable brake pedals may not be properly positioned. It is possible for an improperly positioned stop lamp switch wiring harness to make contact with the universal joint assembly of the steering column. Repeated contact may eventually cause the wiring harness insulation to wear through, leading to chafed wires. Chafed wires could cause a short circuit of the wiring harness resulting in inoperative brake lights. Inoperative brake lights may lead to a crash.

What will Hyundai do?

- To ensure that your vehicle's stop lamp switch wiring harness does not make contact with the universal joint assembly of the steering column, we are asking you to schedule an appointment as soon as possible to take your vehicle to your Hyundai dealer. The Hyundai dealer will inspect the stop lamp switch wiring harness in the area of the steering column for chafing and, if necessary, will repair the harness. In addition, the dealer will reposition, if necessary, and secure the wiring harness to prevent contact with the universal joint assembly. This procedure will be performed at no charge to you. You should plan to leave your vehicle at your Hyundai dealer to have this service performed. Repair times will vary and depend on your dealer's appointment schedule.

What should you do?

- We urge you to call your Hyundai dealer to schedule an appointment to have this work performed as soon as possible.

What if you have other questions?

- If you have any difficulty having this repair performed, we recommend that you call the Hyundai Customer Assistance Center at 1-800-633-5151. If you are still not satisfied that we have remedied this situation without charge, and within a reasonable amount of time, you may wish to write to the Administrator, National Highway Traffic Safety Administration, 400 Seventh Street, S. W., Washington, D.C. 20590, or call their toll-free Vehicle Safety Hotline at 1-888-327-4236 (TTY: 1-800-424-9153), or go to <http://www.safercar.gov>.

We urge your prompt attention to this important safety matter.

Hyundai Motor America

//ALL HMABSTXX 10/3/06 10/4/06 10/5/06
TO: All Hyundai Dealership General Managers, Sales Managers,
 Service Managers, Parts Managers, and Warranty Administrators
FROM: Hyundai Motor America
Subject: Campaign 078 - 2007 Entourage Limited - Stop Lamp Switch Wiring

Hyundai Motor America is conducting a Customer Notification Stop Lamp Switch Wiring Campaign on certain 2007 MY Entourage Limited vehicles produced through May 17, 2006.

Affected vehicles' Power Adjustable Foot Pedal feature may have interference between the stop lamp switch wiring and the steering column universal joint.

In order to identify only those vehicles affected by Campaign 078, it will be necessary to access Hyundai Motor America's "Warranty Vehicle Information" screen via DCS On-line before repair is started. The "Warranty Vehicle Information" screen will identify affected vehicles with an open Campaign 078. All in-stock vehicles, if any, must have Campaign 078 completed prior to retailing.

Enclosed with the Service Manager's letter are materials, which were developed for your use: Dealer Letter, Customer Letter, five (5) copies of the Technical Service Bulletin (TSB# 06-01-010) containing instructions on performing the service and submitting the campaign claim, and a VIN listing of both your dealer stock and your retail customers affected by this campaign. TSB #06-01-010 will be available on Hyundai's Website on October 4, 2006.

Customer notification letters will be mailed to all affected customers on October 9, 2006.

It is IMPORTANT TO SUBMIT A CAMPAIGN CLAIM FOR EACH VEHICLE SERVICED so your dealership can be compensated for your work and Hyundai can maintain accurate records of campaign completions.

LEGAL LIABILITY NOTICE: You are required to keep confidential any and all information and documents provided to you by Hyundai Motor America in the conduct of carrying out work for this service campaign. Hyundai Motor America dealers may use owner information provided for the campaign only for the purpose of conducting and performing this service campaign, and for no other purpose.

Hyundai appreciates your cooperation and support. Questions may be directed to your District Parts and Service Manager or Warranty HELPREP line at 1-877-446-2922.

HYUNDAI MOTOR AMERICA

October 4, 2006

**TO: ALL HYUNDAI DEALER PRINCIPALS/GENERAL MANAGERS:
ALL HYUNDAI DEALERSHIP SERVICE MANAGERS:
ALL HYUNDAI DEALERSHIP PARTS MANAGERS:
ALL HYUNDAI DEALERSHIP SALES MANAGERS:**

Subject: Campaign 078 - 2007 Entourage Limited - Stop Lamp Switch Wiring

Hyundai Motor America is conducting a Customer Notification Stop Lamp Switch Wiring Campaign on certain 2007 MY Entourage Limited vehicles produced through May 17, 2006.

Affected vehicles' Power Adjustable Foot Pedal feature may have interference between the stop lamp switch wiring and the steering column universal joint.

In order to identify only those vehicles affected by Campaign 078, it will be necessary to access Hyundai Motor America's "Warranty Vehicle Information" screen via DCS On-line before repair is started. The "Warranty Vehicle Information" screen will identify affected vehicles with an open Campaign 078. All in-stock vehicles, if any, must have Campaign 078 completed prior to retailing.

Enclosed with the Service Manager's letter are materials, which were developed for your use: Dealer Letter, Customer Letter, five (5) copies of the Technical Service Bulletin (TSB# 06-01-010) containing instructions on performing the service and submitting the campaign claim, and a VIN listing of both your dealer stock and your retail customers affected by this campaign. TSB #06-01-010 will be available on Hyundai's Website on October 4, 2006.

Customer notification letters will be mailed to all affected customers on October 9, 2006.

It is IMPORTANT TO SUBMIT A CAMPAIGN CLAIM FOR EACH VEHICLE SERVICED so your dealership can be compensated for your work and Hyundai can maintain accurate records of campaign completions.

LEGAL LIABILITY NOTICE: You are required to keep confidential any and all information and documents provided to you by Hyundai Motor America in the conduct of carrying out work for this service campaign. Hyundai Motor America dealers may use owner information provided for the campaign only for the purpose of conducting and performing this service campaign, and for no other purpose.

Hyundai appreciates your cooperation and support. Questions may be directed to your District Parts and Service Manager or Warranty HELPREP line at 1-877-446-2922.

HYUNDAI MOTOR AMERICA



HYUNDAI Technical Service Bulletin

Group	CAMPAIGN
Number	06-01-010
Date	OCTOBER, 2006
Model	2007 ENTOURAGE

Subject
**STOP LAMP SWITCH WIRING
 SERVICE CAMPAIGN 078**

CIRCULATE TO:	<input type="checkbox"/> GENERAL MANAGER	<input checked="" type="checkbox"/> PARTS MANAGER	<input checked="" type="checkbox"/> TECHNICIAN
<input checked="" type="checkbox"/> SERVICE ADVISOR	<input checked="" type="checkbox"/> SERVICE MANAGER	<input checked="" type="checkbox"/> WARRANTY MGR	<input type="checkbox"/> SALES MANAGER

IMPORTANT: DEALERS MUST PERFORM THIS CAMPAIGN ON ALL AFFECTED VEHICLES PRIOR TO CUSTOMER RETAIL DELIVERY AND WHENEVER AN AFFECTED VEHICLE IS IN THE SHOP FOR ANY MAINTENANCE OR REPAIR.

IMPORTANT: WHEN A VEHICLE ARRIVES AT THE SERVICE DEPARTMENT, ACCESS HYUNDAI MOTOR AMERICA'S "WARRANTY VEHICLE INFORMATION" SCREEN VIA DCS ON-LINE TO IDENTIFY OPEN CAMPAIGNS.

DESCRIPTION:

Some 2007 MY Entourage limited vehicles with the Power Adjustable Foot Pedal feature may have interference between the stop lamp switch wiring and the steering column universal joint.

This bulletin describes the procedure to reroute the stop lamp switch wiring away from the steering column universal joint.

VEHICLES AFFECTED:


- Model: 2007 Entourage limited vehicles equipped with Power Adjustable Foot Pedal.
- Affected production date range: Start of production through May 17, 2006.

PARTS REQUIRED:

Two Wire Ties approximately 20 cm (~8 inches) long.

SERVICE PROCEDURE:


1. Move Power Adjustable Foot Pedal all the way down.



2. Slide the driver's seat all the way back.



3. Locate the stop lamp switch wiring as shown in photo.






HYUNDAI Technical Service Bulletin

Group	CAMPAIGN
Number	06-01-010

4. Tie the stop lamp switch wiring and the front wiring harness with a plastic tie wrap as shown in the photo. This procedure will pull the stop lamp switch wiring to the arrow direction to create a gap between the wiring and the steering column shaft.



5. Tie wrap the stop lamp switch wiring to the steering column shaft guide bar. Verify that the clearance between the stop lamp switch wiring and the steering column shaft is 26 mm (~1 inch) or more.
6. Cut off the excess plastic tie wrap. Be careful not to damage the vehicle's wiring.



CAMPAIGN CLAIM INFORMATION:

OP CODE	OPERATION	OP TIME
60B021A1	Stop Lamp Switch Wire Adjustment	0.2 M/H

NOTE: Submit claim using the Campaign Claim Screen.