

DAIMLERCHRYSLER

RECEIVED

2006 SEP 14 A 8:30

OFFICE OF DEFECTS
INVESTIGATION

DaimlerChrysler Corporation

Stephan J. Speth

Director

Vehicle Compliance & Safety Affairs

September 6, 2006

Mr. Daniel Smith
Associate Administrator of Enforcement, Office of Vehicle Safety
National Highway Traffic Safety Administration
400 Seventh Street, S.W.
Washington, D.C. 20590


06V-354
(12 pages)

Dear Mr. Smith:

Attached is DaimlerChrysler Corporation's Noncompliance Information Report, complying with the requirements of 49 CFR Part 573, Defect and Noncompliance Reports, which contains details of a potential noncompliance in some 2006 model year Dodge Ram 1500 light duty pick up trucks. The right front passenger seat belt assembly may not be able to tightly secure certain model child seats and thus may not meet the requirements of FMVSS 208 - Occupant Crash Protection during certain crash conditions.

DaimlerChrysler Corporation has issued a safety recall to replace the right front passenger seat belt assembly.

Sincerely,



Stephan J. Speth

Enclosures: Noncompliance Information Report for DaimlerChrysler Corporation Recall F41
Dealer and Owner Notification letters for DaimlerChrysler Corporation Recall F41

cc: C.H. Harris, NHTSA
Division of Occupational Safety & Health
California Department of Industrial Relations

**NONCOMPLIANCE INFORMATION REPORT FOR DAIMLERCHRYSLER CORPORATION
RECALL F41**

Page 1

Submission date: September 6, 2006

Identifying classification of vehicles potentially affected:

Make	Model	Model Year	Inclusive Dates of Manufacture	Vehicle Volume
Dodge	Ram 1500	2006	02/07/05 - 06/30/06	159,741

Estimated percentage containing noncompliance: 100%

The involved Vehicle Identification Number range is:

<u>Low</u>	<u>High</u>
6G100105	6G272225
6J100890	6J248799
6S500145	6S718574

(VIN last eight characters) - 6 = 2006 model year; G = Saltillo Assembly Plant, Saltillo, Mexico; J = St. Louis North Assembly Plant, St. Louis, Missouri; S = Warren Truck Assembly Plant, Warren, Michigan; and last six digits = sequential number.

DaimlerChrysler Corporation cautions that the above range represents only the lowest and highest VIN sequential numbers included in the recall. This range cannot be used to determine conclusively that a vehicle is involved in the recall because most vehicles with a VIN within the range are not affected by the recall.

Description of noncompliance:

The right front passenger seat belt assembly may not be able to tightly secure certain model child seats and thus may not meet the requirements of FMVSS 208 - Occupant Crash Protection during certain crash conditions.

The name, address and telephone number of the supplier who manufactured the subject components:

Takata
2500 Takata Drive
Auburn Hills, MI 48326
(248) 373-8040

NONCOMPLIANCE INFORMATION REPORT FOR DAIMLERCHRYSLER CORPORATION

RECALL F4 1

Page 2

The following chronology of principal events occurred during July and August of 2006 and led to the determination of a noncompliance:

- On July 18, 2006, NHTSA's Office of Vehicle Safety Compliance (OVSC) notified DaimlerChrysler Corporation (DCC) of a potential issue with the 2006 MY Dodge Ram 1500 light duty pick up truck meeting certain front right outboard seat belt lockability requirements.
- Investigation determined that the latch plate stop stitch is positioned too high relative to the lower anchor plate, which can result in the inability to tightly secure certain child restraint systems as specified in FMVSS 208 S7.1.1.5.
- It was also determined that the Automatic Locking Retractor (ALR) mode can deactivate when the seat belt is positioned over an empty seat, also resulting in the inability to tightly secure certain child restraint systems as specified in FMVSS 208 S7.1.1.5.
- For the 2006 MY, a new front seat had been introduced for the Dodge Ram 1500 light duty pick up truck and the outboard seat belt anchor was relocated from the floor to the side of the seat. Investigation subsequently determined that the seat belt length was incorrectly optimized when the anchor was moved from the floor to the seat.
- The front seat belt assembly was revised and clean points were established beginning with the 2007 MY.
- This issue was reviewed with the NHTSA OVSC during a technical meeting on August 10, 2006 in Washington, D.C.
- DCC is unaware of any accidents or injuries attributable to this condition.
- This data was presented to the Vehicle Regulations Committee on August 29, 2006 who decided to conduct a safety recall to replace the right front passenger seat belt assembly.

Statement of measures to be taken to correct defect:

DCC will replace the right front passenger seat belt assembly on all affected vehicles. DCC has implemented national notification to dealers on September 6, 2006 and expects to begin notification to owners in October of 2006.

DCC has a longstanding policy and practice of reimbursing owners who have incurred the cost of repairing a problem that subsequently becomes the subject of a field action. To ensure consistency, DCC, as part of the owner letter, will request that customers send original receipt and/or other adequate proof of payment to the company for confirmation of the expense.

Dealer Service Instructions for:

Safety Recall F41

Front Passenger Seat Bolt

Models

2006 (DR) Dodge Ram Pick Up Truck (1500 Series)

NOTE: This recall applies only to the above vehicles built at the St. Louis North Assembly Plant ("J" in the 11th VIN Position) with sales code XZ9 and all of the above vehicles built at the Saltillo Assembly Plant ("G" in the 11th VIN Position) and Warren Assembly Plant ("S" in the 11th VIN Position).

IMPORTANT: Some of the involved vehicles may be in dealer new vehicle inventory. Federal law requires you to complete this recall service on these vehicles before retail delivery. Dealers should also consider this requirement to apply to used vehicle inventory and should perform this recall on vehicles in for service. Involved vehicles can be determined by using the VIP inquiry process.

Subject

The front passenger seat belt on about 159,000 of the above vehicles may not be able to tightly secure certain model child seats. This can increase the risk of injury to a child seat occupant during certain crash conditions. As a result, these vehicles fail to conform to Federal Motor Vehicle Safety Standard (FMVSS) 208 - Occupant Crash Protection.

Repair

The front passenger seat belt must be replaced.

NOTE: The owner notification for this recall will be delayed until an adequate supply of parts is available.

Parts Information

NOTE: The seat belt packages listed below for this condition are in very limited supply. Your patience is requested as we expedite an adequate supply of parts for this recall. Due to this limited supply of parts, dealers are initially asked to only order seat belt packages for vehicles with a prospective buyer for installation prior to delivery.

A. Seat Belt Package (Quad Cab / Quartz - trim code D5)

<u>Part Number</u>	<u>Description</u>
--------------------	--------------------

CBN0F411 Seat Belt Package

Each package contains the following components:

<u>Quantity</u>	<u>Description</u>
1	Seat Belt
1	Cover, Turning Loop

B. Seat Belt Package (Quad Cab / Khaki - trim code J3)

<u>Part Number</u>	<u>Description</u>
--------------------	--------------------

CBC0F412 Seat Belt Package

Each package contains the following components:

<u>Quantity</u>	<u>Description</u>
1	Seat Belt
1	Cover, Turning Loop

C. Seat Belt Package (Standard Cab / Quartz - trim code D5)

<u>Part Number</u>	<u>Description</u>
--------------------	--------------------

CBC0F413 Seat Belt Package

Each package contains the following components:

<u>Quantity</u>	<u>Description</u>
1	Seat Belt
1	Cover, Turning Loop

D. Seat Belt Package (Standard Cab / Khaki - trim code J3)

<u>Part Number</u>	<u>Description</u>
--------------------	--------------------

CBA0F414 Seat Belt Package

Each package contains the following components:

<u>Quantity</u>	<u>Description</u>
1	Seat Belt
1	Cover, Turning Loop

Service Procedure

1. Move the passenger seat to the full forward position on quad cab models and move both seats full forward on standard cab models.
2. Open the hood and disconnect the negative battery cable.
3. For QUAD cab vehicles only, remove the grab handle from the “B” pillar.
4. For Standard cab vehicles only, remove the rear storage tray.

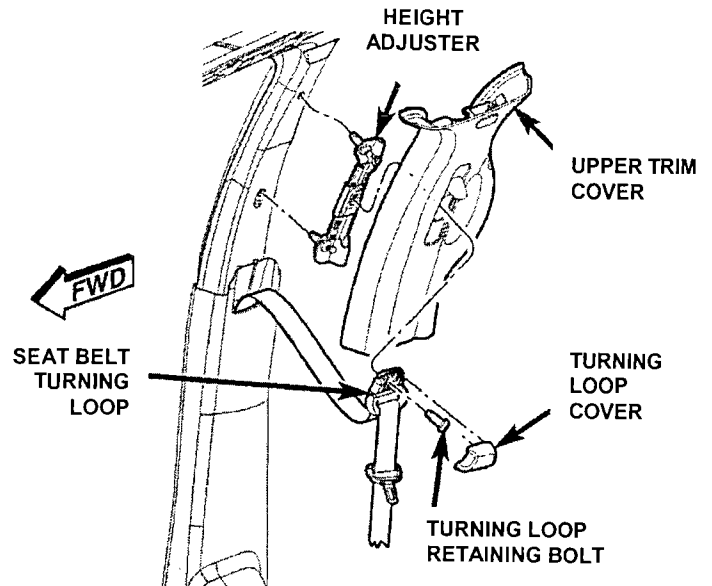


Figure 1

5. Remove and discard the turning loop cover (Figure 1).
6. Remove the turning loop retaining bolt (Figure 1).

7. Remove the upper trim cover (Figure 1).

8. Carefully remove the seat belt seat anchor cover (Figure 2).

9. Remove the seat belt anchor plate bolt from the seat (Figure 2).

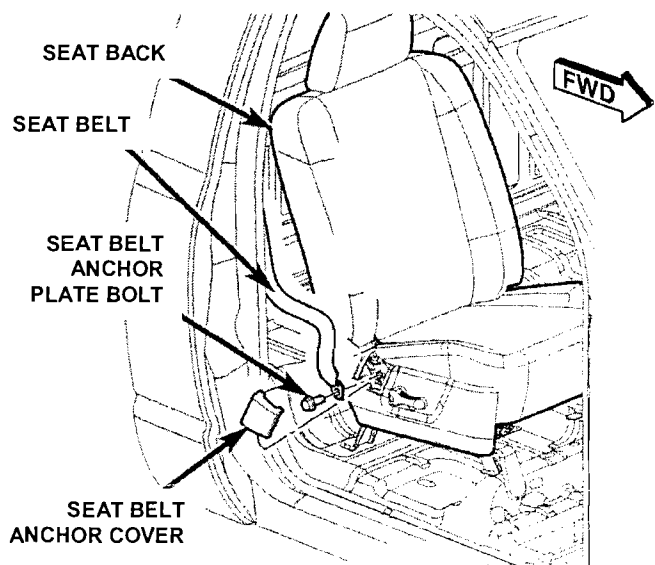


Figure 2

Service Procedure (Continued)

10. Partially remove the sill plate(s).
11. Remove the lower trim cover to expose the seat belt retractor (Figure 3).
12. Remove the plastic seat belt guide from the “B” pillar (Figure 3).
13. Disconnect the electrical connector at the seat belt retractor (Figure 3).

NOTE: The connector has a yellow locking pin that has to be pulled out of the connector before removing the connector from the seat belt retractor.

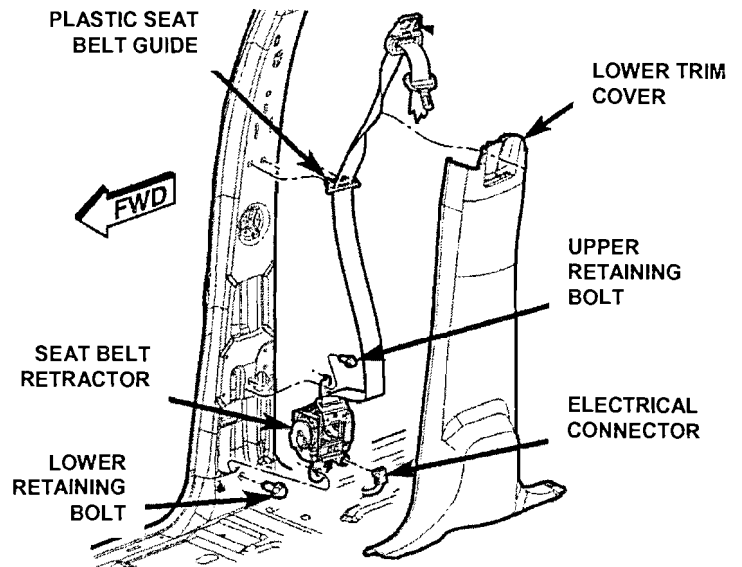


Figure 3

14. Remove the upper and lower seat belt retractor retaining bolts (Figure 3).
15. Remove the seat belt retractor from the “B” pillar.
16. Place the new seat belt retractor into position.
17. Apply four to five drops of Mopar Lock & Seal thread locking compound (P/N 04318031) or equivalent to the threads and loosely install the lower retractor retaining bolt.
18. Install and tighten the upper seat belt retractor retaining bolt to 105 in. lbs. (12 N·m).
19. Tighten the lower seat belt retractor retaining bolt to 29 ft. lbs. (39 N·m).
20. Connect the electrical connector at the seat belt retractor (Figure 3).
21. Install the upper plastic seat belt guide onto the “B” pillar (Figure 3).
22. Install the lower trim cover (Figure 3).
23. Install the sill plate(s).

Service Procedure (Continued)

24. Place the seat belt anchor plate onto the seat. Apply three or four drops of Mopar Lock & Seal thread locking compound (P/N 04318031) or equivalent to the retaining bolt threads and install the bolt. Tighten the seat belt anchor plate retaining bolt to 29 ft. lbs. (39 N·m).
25. Install the seat belt seat anchor cover (Figure 2).
26. Install the upper trim cover (Figure 1).
27. Apply three or four drops of Mopar Lock & Seal thread locking compound (P/N 04318031) or equivalent to the bolt threads and install the turning loop retaining bolt (Figure 1). Tighten the retaining bolt to 29 ft. lbs. (39 N·m).
28. Install the new turning loop cover provided with the seat belt (Figure 1).
29. **For QUAD cab vehicles only**, install the grab handle onto the “B” pillar.
30. **For Standard cab vehicles only**, install the rear storage tray.
31. Move seat back to its original position.
32. Connect the negative battery cable and close the hood.

Completion Reporting and Reimbursement

Claims for vehicles that have been serviced must be submitted on the DealerCONNECT Claim Entry Screen located on the Service tab. Claims submitted will be used by DaimlerChrysler to record recall service completions and provide dealer payments.

Use the following labor operation number and time allowance:

	Labor Operation Number	Time Allowance
Replace front passenger seatbelt	23-F4-11-82	0.4 hours

Add the cost of the recall parts package plus applicable dealer allowance to your claim.

NOTE: See the Warranty Administration Manual, Recall Claim Processing Section, for complete recall claim processing instructions.

Dealer Notification

All dealers will receive three copies of this dealer recall notification letter by mail. To view this notification on DealerCONNECT, select “Global Recall System” on the Service tab, then click on the description of this notification.

Owner Notification and Service Scheduling

All involved vehicle owners known to DaimlerChrysler are being notified of the service requirement by first class mail. They are requested to schedule appointments for this service with their dealers. A generic copy of the owner letter is attached.

Enclosed with each owner letter is an Owner Notification postcard to allow owners to update our records if applicable.

Dealers are encouraged to consider alternative scheduling and servicing approaches for this recall. This repair does not require hoists or other full service facility special equipment and is a DaimlerChrysler Mobile Service approved repair.

Vehicle Lists, Global Recall System, VIP and Dealer Follow Up

All involved vehicles have been entered into the DealerCONNECT Global Recall System (GRS) and Vehicle Information Plus (VIP) for dealer inquiry as needed.

GRS provides involved dealers with an updated VIN list of their incomplete vehicles. The owner’s name, address and phone number are listed if known. Completed vehicles are removed from GRS within several days of repair claim submission.

To use this system, click on the “**Service**” tab and then click on “**Global Recall System.**” Your dealer’s VIN list for each recall displayed can be sorted by: those vehicles that were unsold at recall launch, those with a phone number, city, zip code, or VIN sequence.

Dealers must perform this repair on all unsold vehicles before retail delivery. Dealers should also use the VIN list to follow up with all owners to schedule appointments for this repair.

Recall VIN lists may contain confidential, restricted owner name and address information that was obtained from the Department of Motor Vehicles of various states. Use of this information is permitted for this recall only and is strictly prohibited from all other use.

Additional Information

If you have any questions or need assistance in completing this action, please contact your Service and Parts District Manager.

Customer Services Field Operations
DaimlerChrysler Corporation

SAFETY RECALL F41 – FRONT PASSENGER SEAT BELT

Dear: (Name)

This notice is sent to you in accordance with the requirements of the National Traffic and Motor Vehicle Safety Act.

DaimlerChrysler Corporation has decided that some **2006 model year Dodge Ram 1500 Series Pick Up trucks** fail to conform to Federal Motor Vehicle Safety Standard (FMVSS) No. 208 – Occupant Crash Protection.

The problem is... **The front passenger seat belt on your truck (VIN: xxxxxxxxxxxxxxxxx) may not be able to tightly secure certain model child seats. This can increase the risk of injury to a child seat occupant during certain crash conditions.**

What your dealer will do... **DaimlerChrysler will repair your vehicle free of charge (parts and labor).** To do this, your dealer will replace the front passenger seat belt. The work will take about ½ hour to complete. However, additional time may be necessary depending on how dealer appointments are scheduled and processed.

What you must do to ensure your safety... Simply **contact your dealer** right away to schedule a service appointment. Ask the dealer to hold the parts for your vehicle or to order them before your appointment. **Remember to bring this letter with you to your dealer.**

If you need help... If you have questions or concerns which your dealer is unable to resolve, please contact DaimlerChrysler at 1-800-853-1403.

Please help us update our records, by filling out the attached prepaid postcard, if any of the conditions listed on the card apply to you or your vehicle.

If you have already experienced this condition and have paid to have it repaired, you may send your original receipts and/or other adequate proof of payment to the following address for reimbursement: DaimlerChrysler P.O. Box 4639 Oak Ridge, TN 37831, Attention: Reimbursement.

If your dealer fails or is unable to remedy this noncompliance without charge and within a reasonable time, you may submit a written complaint to the Administrator, National Highway Traffic Safety Administration, 400 Seventh Street, S.W., Washington, DC 20590, or call the toll-free Vehicle Safety Hotline at 1-888-327-4236 (TTY 1-800-424-9153), or go to <http://www.safercar.gov>.

We're sorry for any inconvenience, but we are sincerely concerned about your safety. Thank you for your attention to this important matter.

Customer Services Field Operations
DaimlerChrysler Corporation
Notification Code F41

*Buckle up
for Safety!*

Note to lessors receiving this recall: Federal regulation requires that you forward this recall notice to the lessee within 10 days.