

# Airstream Inc.

Terry Coleman - Director of Codes and Safety  
419 W. Pike St., P.O. Box 629, Jackson Center, OH 45334  
Phone (937) 596-6111 Ext. 7231  
Fax (937) 596-8140

RECEIVED  
NVS-215

2006 MAY -9 A 9:41

OFFICE OF  
DEFECTS INVESTIGATION

March 2, 2006

Office of Defects Investigation  
National Highway Traffic and Safety Administration  
400 7<sup>th</sup> Street, SW  
Washington, DC 20590

06V-161  
(11 Pages)

Dear Sir,

## Description of Problem

Airstream Inc., 419 W. Pike St., Jackson Center, OH 45334, a manufacturer of travel trailers and Class B motor homes has determined that a problem relating to motor vehicle safety exists in certain 2005 and 2006 model year Airstream Inc. 16' Safari Bambi Travel Trailers built between June 2004 and April 2006. This population includes 67 units. The problem involves a 110-volt galley receptacle not being Ground Fault Interrupter (GFI) protected. This could result in possible shock or electrocution in certain conditions. GFI protection in the galley area is a requirement of the National Electric Code, Article 551.41 (C), 2005 and previous editions. To date, there have been no reported incidences of 110-volt shock or electrocution due to this condition.

## Units Affected

A total of 67 Airstream Inc. travel trailers are involved in the recall action. The serial number range of the units involved is from 516757 to 519664, not inclusive. All 67 units in the population are believed to have this defect.

## Defect Determination

During a routine Quality Assurance audit, a 16' Safari Bambi travel trailer was found to have this defect. Upon further investigation it was discovered that an electrician had misread the Production electrical layout print and incorrectly wired the 110-volt galley receptacle on another 110-volt circuit. It was also determined that all 16' Safari Bambi travel trailers in the population noted above had been wired incorrectly.

## Proposed Remedy

Airstream Inc. proposes the following remedy. At no cost to our customers, we will ask them to bring their unit to an Airstream Inc. Dealer, authorized repair facility, or qualified Electrician. The repair facility will be authorized to perform the following:

1. Remove the self-contained 110-volt galley receptacle.
2. Install a listed, non-metallic outlet box, GFI receptacle, spacer, and receptacle cover.

3. Test the GFI receptacle for correct polarity and function.

It is estimated that these repairs will take one hour to complete.

### **Customer Notification**

The enclosed owner notification letter, postcard, and envelope are being submitted to NHTSA for your preview. Airstream Inc. intends to mail the owner notification letters and post cards as soon as NHTSA approves its content.

### **Dealer Notification**

I have attached our proposed Dealer Service Bulletin outlining the step-by-step repairs for your preview. Airstream Inc. will provide parts and technical support to our customers and dealers.


### **Campaign Number**

Airstream Inc. does not have a campaign number for this recall. Airstream Inc. will use the identification number assigned by the NHTSA. We ask you to assign this number as soon as possible

I would appreciate your providing me with a preview determination of the enclosed documents at your earliest convenience. Please contact the undersigned at (937) 596-6111 extension 7231 after you have had an opportunity to review the documents. In my absence, M. Douglas Burch, extension 7239, is authorized to communicate with your agency. I trust you will find the documents comply with the NHTSA regulations and will approve the documents for form and content.

Thank you for your prompt attention to this matter.

Regards,



Terry Coleman  
Director of Codes and Safety

Attachments

cc: Mr. Daniel Bensman  
Mr. Robert Wheeler  
Mr. Walter Bennett  
Mr. David Mihalick

# AIRSTREAM

419 West Pike Street., P.O. Box 629 Jackson Center, OH 45334-0629  
Phone: (937) 596-6111 Fax: (937) 596-8140

## SAFETY RECALL NOTICE

**Airstream Inc. Voluntary Recall Campaign:** (Campaign No. XXX-XXX)

**Vehicles Affected:** Certain 2005 and 2006 Airstream Inc. 16' Safari Bambi Travel Trailers

Dear Airstream Customer,

This notice is sent to you in accordance with the requirements of the National Traffic and Motor Vehicle Safety Act.

Airstream Inc. has decided that a defect that relates to motor vehicle safety exists in Airstream Inc. 16' Safari Bambi travel trailers manufactured in the 2005 and 2006 model year. Airstream Inc. production numbers affected range from 516757 through 519664, (not inclusive). Our records indicate your travel trailer is affected by this recall.

**Safety Defect:** The 110-volt receptacle in the galley area of your unit is required to be protected by a Ground Fault Interrupter (GFI) receptacle or by a Ground Fault Interrupter type breaker in the panel board per the National Electric Code. The 110-volt galley receptacle in your unit does not have this protection.

**Potential Risk:** The above defect could lead to possible shock or electrocution. Since the galley is considered a wet area, in conditions where a person is touching water in the sink or standing in water i.e. a wet floor, and then touches an electrical appliance plugged into the galley 110-volt receptacle, the person may become the path to electrical ground. This condition could result in an electrical shock that could cause serious injury or death. The same injury could result even in dry conditions when a defective appliance or damaged extension cord plugged into this 110-volt outlet is touched while a person is in contact with a source of ground. To date, there have been no reported incidences of 110-volt shock or electrocution due to this condition.

**Precautions:** Until your travel trailer is repaired, Airstream Inc. suggests you use extreme caution in the galley area. Before washing dishes be sure all 110-volt appliances and cords plugged into the galley outlet are unplugged. Make sure the floor area and counter tops are kept dry, and insure that all counter top appliances and other devices or cords plugged into the galley 110-volt outlet are in good repair i.e. no frayed cords etc.

**Proposed Remedy:** Airstream Inc., at no charge to you (parts and labor), will repair your unit. Airstream Inc. will pay for the removal of the present galley receptacle, the installation of a non-metallic outlet box, and the installation and testing of a GFI 110-volt receptacle. The repair will take approximately one hour. If you are not near an Airstream Dealer, contact Airstream Customer Service for authorization to have the closest, qualified non-Airstream service facility, or qualified Electrician inspect and repair your unit. It is expected that most Airstream Inc. Dealers Service Facilities will be able to make the inspections and necessary repairs almost immediately. Please call your dealer for an appointment.

**Contacting the Repair Center Nearest You:** Contact Airstream Inc. at **937-596-6111 Ext. 7418 or 7400** to find out the Airstream Dealer nearest you.


**Assistance:** If after a reasonable period of time, you are unable to obtain satisfactory service to repair your vehicle, please contact Airstream Inc.'s Automated Toll Free Support Line at 1-877-596-6505. Our current response time is one business day. You may also submit a complaint to the Administrator, National Highway Traffic Safety Administration, 400 Seventh St. S.W., Washington, D.C. 29590, or call the toll free Auto Safety Hotline at 1-888-327-4236 [TTY 1-800424-9153] or go the NHTSA web site at <http://www.safercar.gov>.

You may be eligible to receive reimbursement for the cost of obtaining a pre-notification remedy of a problem associated with this recall. For more information contact Airstream Inc. at 1-877-596-6505.

Federal regulations require any lessor receiving this letter to forward it to the lessee within 10 days.

A stamped, self-addressed post card is enclosed for your convenience. When inspection and repairs are made to your unit, please fill out the card and return it to Airstream Inc. If you have sold your unit, please fill out the name and address (if known) of the party to whom you sold the unit. Thank you for your cooperation.

We regret any inconvenience this recall may cause but hope you share Airstream Inc.'s concern for safety and satisfaction with our vehicles.

  
Terry Coleman  
Director of Codes and Safety

# *AIRSTREAM Inc.*

## *SERVICE BULLETIN*

**Bulletin Number: 140**  
**Product Line: 2005, 2006 16' Safari Bambi**  
**Subject: 110-Volt Galley Receptacle Replacement**  
**Attn.: Owner, General Mgr, Service Mgr**

Date: 5/5/06

The purpose of this bulletin is to inform our dealers about a safety recall on certain 2005 and 2006 model year Airstream Inc. 16' Safari Bambi Travel Trailers built between June 2004 and April 2006. This population includes 67 units. The serial number range of the units involved is from 516757 to 519664, not inclusive. All 67 units in the population are believed to have this defect. A Safety Recall has been voluntarily initiated and filed with the National Highway Transportation and Safety Administration by Airstream Inc on this issue. A list of those trailers affected by this recall is included in this bulletin.

**Problem:** A GFCI receptacle is required above the galley on the 16' Safari Bambi model per Nation Electrical Codes. A standard 110-volt receptacle was installed on the units listed in this bulletin.

**Solution:** Replace the standard 110-volt receptacle above the galley with a 110- volt GFCI protected receptacle. This repair pertains to the 2005 and 2006 16' Safari Bambis listed in this bulletin only.

### **Parts Kit:**

- 1 each: PN 510888-05 GFCI Receptacle
- 1 each: PN 510888-06 GFCI Receptacle Spacer
- 1 each: PN: 510888-07 GFCI Receptacle Cover Plate
- \*2 each: 1.5 inch screws to replace the ¾" screws included with the new GFCI Receptacle Spacer.
- 1 each: PN 512181 Plastic Electrical Box
- 2 each: PN 330127-50 AD 45 Pop Rivet

\*NOTE: The ¾" screws included with GFCI receptacles are not long enough to go through the receptacle spacer and fasten the receptacle and receptacle spacer to the plastic electrical box. The two 1.5 inch screws are included in the parts kit as replacements.

The parts kit may be ordered from the Airstream Parts Department and will be sent to an authorized dealer or retail customer no-charge.



**Warning:** This procedure should be performed by qualified electrical technicians, trained and certified in electrical installations and repair. Safety precautions are paramount when performing any wiring or electrical work. When working with electricity, mistakes can be deadly. Before doing any re-wiring, turn off the main power at the breaker box or disconnect the trailer power shoreline cord. Make certain that the power is off at the circuit where you'll be working. While working, place a note at the breaker box or on the shoreline power cord to ensure that someone else doesn't restore power to the circuit while you're working. Check the galley receptacle and circuit for voltage with a voltmeter before beginning repair procedure. Do not begin repair procedure until you are positive that there is no power to the galley receptacle and no danger of electrical shock to any person involved with the repair. Failure to heed this warning may cause property damage, personal injury and/or death.

# AIRSTREAM Inc.

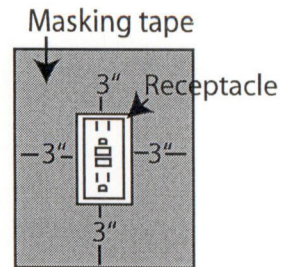
## SERVICE BULLETIN

**Bulletin Number: 140**  
**Product Line: 2005, 2006 16' Safari Bambi**  
**Subject: 110-Volt Galley Receptacle Replacement**  
**Attn.: Owner, General Mgr, Service Mgr**

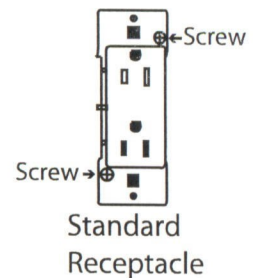
Date: 5/5/06

### Standard Receptacle Removal Instructions

**CAUTION:** Before beginning the repair procedure cover the clear-coated aluminum interior skin around the galley receptacle with masking tape. Run the tape so an area of the aluminum skin and its coating 3-4 inches wide around the receptacle is protected from scratches during the procedure. This is especially important because the hole in the skin will need to be trimmed for the new receptacle box. It is very easy for tools to slip while trimming and a scratch in the coating or skin cannot be repaired except by skin replacement. The tape should be 3 layers thick and of a good quality paint masking tape to protect the skin during the repair procedure.

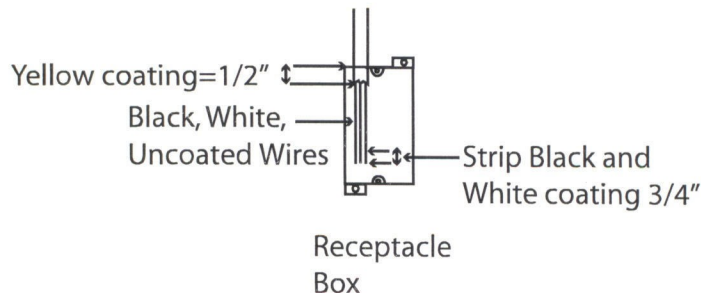


1. Remove the receptacle cover plate.
2. Remove the self contained standard 110-volt receptacle from the wall by turning the two screws shown in the standard receptacle diagram counter clockwise.
3. Pull receptacle from wall and cut yellow Romex wire as close to receptacle as possible.



### GFCI Receptacle Installation Instructions

1. Making sure masking tape is in place as explained earlier, trim edges of receptacle hole to a rectangular hole measuring 2 3/8" Wide x 3 5/8" High. This is the hole size specified for the new plastic receptacle box.
2. Strip approximately 3" of the yellow insulating coating from the wire. Be careful not to damage the coating on the individual wires inside the yellow coating. Strip approximately 3/4 inch of the coating from the exposed black and the white wires.
3. Pull the wires through the tabbed hole in the plastic box. Be careful not to break off the tab, it serves as a strain relief for the wires. Pull enough wire through the tabbed hole so that 1/2 inch minimum of yellow coating extends into box.



# AIRSTREAM Inc.

## SERVICE BULLETIN

**Bulletin Number: 140**  
**Product Line: 2005, 2006 16' Safari Bambi**  
**Subject: 110-Volt Galley Receptacle Replacement**  
**Attn.: Owner, General Mgr, Service Mgr**

Date: 5/5/06

4. Center the box in the hole and using a #30 drill bit, drill two holes in the skin. Use the holes in the box for a guide. Fasten plastic receptacle box to interior skin using the two AD 45 pop rivets provided in the parts kit. See receptacle box diagram.

5. Connect the black and white coated wires to LINE SIDE terminals on the GFCI receptacle. The wire locations are clearly named on the back of the receptacle. The black wire goes to the hot wire terminal, the white wire goes to the white wire terminal, and the bare copper wire goes to the terminal on the end of the receptacle with the green ground screw.

There are two wire terminals on the receptacle that have a yellow information tape on them. These are load terminals used to feed additional receptacles that may be on a circuit. This circuit has no additional receptacles and these wire locations will not be used in this repair procedure.

5. Slide the receptacle through the rear of the receptacle spacer.

6. Use the two 1.5 inch screws to fasten the spacer and GFCI receptacle to the plastic receptacle box.

7. Attach the new cover plate to the receptacle assembly.

8. Restore power to the galley circuit. Check polarity and voltage to the receptacle.

### Testing Procedure

1. With power to the GFCI receptacle, press the TEST button.

2. Check the receptacle for voltage. There should be no voltage to the receptacle

3. To restore power to the receptacle push the RESET button.

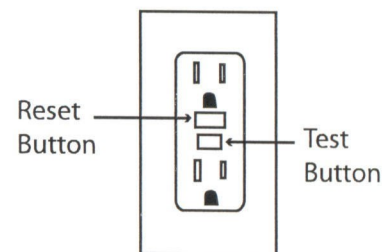
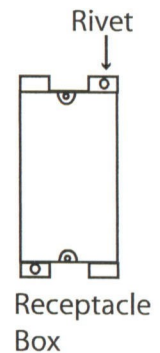
4. Check the receptacle and make sure power is restored.

Please perform this repair on all stock units immediately. A letter will be sent to all retail customers instructing them to have this repair done as soon possible.

The flat rate for this repair is one hour. Use normal warranty procedures for reimbursement.

Please contact our customer service department with any questions you may have.

Airstream Customer Service



# *AIRSTREAM Inc.*

## *SERVICE BULLETIN*

**Bulletin Number: 140**  
**Product Line: 2005, 2006 16' Safari Bambi**  
**Subject: 110-Volt Galley Receptacle Replacement**  
**Attn.: Owner, General Mgr, Service Mgr**

Date: 5/5/06

The following list are units affected by this recall. If no owner name is listed, the units is still registered to the dealer and is presumed to be on his lot.

Serial Number	Dealer Name	Owner Name
1STHPAC105J516757	SOUTHWEST COACHES	SIMPSON, NEIL
1STHPAC175J517095	REVOLUTION RV INC.	GUSTAFSON, CARL
1STHPAC145J517216	SOUTHWEST COACHES	BUZZO, DAVID
1STHPAC185J517249	AMAXA HOLDINGS LLC	PERCIVAL, DEAN
1STHPAC145J517295	SOUTHWEST COACHES	WAGNER, JOHN
1STHPAC195J517308	AIRSTREAM OF ARKANSAS, INC.	VEITH, NICK
1STHPAC105J517309	DILLONS RV	ESCOTT, FRANK
1STHPAC195J517311	THE HAPPY CAMPER OF N TEXAS	CROW , STUART
1STHPAC125J517313	OUTDOOR RECREATION CENTER	WITTENBERG, PAUL
1STHPAC145J517314	BATES RV EXCHANGE	MCDONALD,JOHN
1STHPAC165J517315	COLONIAL AUTO MALL, INC.	OGDEN, ANDREW
1STHPAC185J517316	OASIS RV CENTER, INC.	MAUER, DENNIS
1STHPAC1X5J517317	AMAXA HOLDINGS LLC	HOUSTON, PETER
1STHPAC175J517324	SKY RIVER INC	MCDERMOTT, DONNA
1STHPAC125J517327	BAYER MOTOR COMPANY	
1STHPAC185J517347	DONMAR OF SOUTH, INC.	WHITMAN, BENJAMIN
1STHPAC1X5J517348	REVOLUTION RV & MARINE INC.	TAVARES, RICK
1STHPAC115J517349	CALIFORNIA RV SALES	SALMOND, JEREMY
1STHPAC185J517350	BATES RV EXCHANGE	LAPOSTA, JOSEPH
1STHPAC135J517353	TWIN CITY AIRSTREAM OF IN INC.	BROWNKYLE
1STHPAC145J517376	BATES RV EXCHANGE	
1STHPAC145J517409	SOUTHWEST COACHES	CORBETT, DONALD
1STHPAC105J517410	ELSMERE MARINE INC.	VOLZ, MARY LOUISE
1STHPAC135J517420	HOLIDAY TRAVEL TRAILER SALES	SCHWARTZBERG, JEFFREY
1STHPAC115J517447	THE RV STORE LLC	
1STHPAC135J517448	DILLON'S RV CITY	BELL, JOHN
1STHPAC145J517457	THE RV STORE LLC	
1STHPAC175J517677	BOB CALDWELL RV	
1STHPAC1X5J517723	VANLAND, INC.	BILLIE, JANICE
1STHPAC155J517726	EWALD'S A/S OF WISCONSIN INC.	
1STHPAC175J517727	ARDELL BROWN RV	KELLER, ROBERT
1STHPAC185J517784	SKY RIVER INC.	MANOUS, JAMES
1STHPAC125J517814	GEORGE M SUTTON RV	JOHNSON, JOHN
1STHPAC185J517820	SKY RIVER INC.	DUNCAN, ROBERT
1STHPAC105J517830	AIRSTREAM OF ARKANSAS, INC.	COMMUNITY BANK
1STHPAC195J517969	AMERICAN RV MARTS	MEDINA JR, IGNACIO
1STHPAC175J518005	GEORGE M SUTTON RV	CARPENTER, JOHN
1STHPAC155J518018	GEORGE M SUTTON RV	GOLPHENNE, RICHARD
1STHPAC175J518084	ACE FOGDALL, INC.	LEVINE, WAYNE
1STHPAC135J518129	AMAXA HOLDINGS LLC	
1STHPAC145J518172	SAGON RV SUPERCENTER	MUJICA, JORGE
1STHPAC125J518333	GEORGE M SUTTON RV	NESMILLER, H. RAY

# *AIRSTREAM Inc.*

## *SERVICE BULLETIN*

**Bulletin Number: 140**  
**Product Line: 2005, 2006 16' Safari Bambi**  
**Subject: 110-Volt Galley Receptacle Replacement**  
**Attn.: Owner, General Mgr, Service Mgr**

Date: 5/5/06

Serial Number	Dealer Name	Owner Name
1STHPAC196J518461	AMAXA HOLDINGS LLC	LORANGER, DANIEL
1STHPAC126J518463	AMAXA HOLDINGS LLC	
1STHPAC166J518501	BRETZ INC	CRUZE, ELINOR
1STHPAC116J518650	GEORGE M SUTTON RV	ROGERS, MICHAEL
1STHPAC126J518740	GEORGE M SUTTON RV	WATKINS, IRENE
1STHPAC166J518742	GEORGE M SUTTON RV	
1STHPAC1X6J518744	GEORGE M SUTTON RV	CYSEWSKI, JEFFREY
1STHPAC196J518816	OASIS RV CENTER, INC.	
1STHPAC156J518912	DILLON'S RV CITY	
1STHPAC106J518980	DILLON'S RV CITY	
1STHPAC186J519004	THE HAPPY CAMPER OF N TEXAS	SCHAEFER, TED
1STHPAC146J519078	COLONIAL AUTO MALL, INC.	HOLM, WALTER E
1STHPAC186J519083	SOUTHWEST COACHES	BROWN, THOMAS
1STHPAC176J519172	GREAT AMERICAN RV CENTER, INC	MONTAGNE, YVETTE
1STHPAC156J519302	SOUTHWEST COACHES	POWELL II, RUSSELL
1STHPAC156J519333	GREAT AMERICAN RV CENTER, INC	
1STHPAC186J519438	SOUTHWEST COACHES	
1STHPAC116J519510	GEORGE M SUTTON RV	
1STHPAC106J519515	GEORGE M SUTTON RV	
1STHPAC116J519569	BATES RV EXCHANGE	SOLTTYSIK, STEVE
1STHPAC186J519570	BATES RV EXCHANGE	
1STHPAC106J519594	SATURDAY HARBOR, INC.	HVID, JAMES
1STHPAC116J519653	HOLIDAY TRAVEL TRAILER SALES,	
1STHPAC136J519654	WINDISH RV CENTER INC	
1STHPAC166J519664	WINDISH RV CENTER INC	

 **AIRSTREAM™**

419 W. Pike Street P.O. Box 629 Jackson Center OH 45334  
[www.airstream.com](http://www.airstream.com)

Airstream Customer  
100 Elm St.  
Anywhere, USA 55555

**IMPORTANT!**  
**SAFETY RECALL NOTICE**

**AIRSTREAM, INC.**  
**GFI 110-VOLT RECEPTACLE RECALL**

**XXX-XXX**

Please complete and return this card after the repair of the 110-volt galley receptacle in your 16' Safari travel trailer has been completed. If your travel trailer has been traded or sold, please complete the bottom half of the post card. The serial number of your unit is stamped into the unit's A-frame and is imprinted on the metal tag on the roadside front of your unit.

VIN Number: \_\_\_\_\_

\_\_\_\_\_ The replacement of the non-GFI 110-volt galley receptacle has been completed by:

Dealer/Service Center/Qualified Electrician: \_\_\_\_\_

Date: \_\_\_\_\_

\_\_\_\_\_ I have sold my 16' Safari travel trailer to:

Name: \_\_\_\_\_

Address: \_\_\_\_\_

City: \_\_\_\_\_