

Ford Motor Company

RECEIVED
NVS-210

2005 OCT 20 A 11: 36

James P. Vondale, Director
Automotive Safety Office
Environmental & Safety Engineering

OFFICE OF DEFECTS
INVESTIGATION

October 18, 2005

Mr. George Person, Chief
Recall Management Division (NVS-215)
Office of Defects Investigation
National Highway Traffic Safety Administration
400 Seventh Street, S.W.
Washington, DC 20590

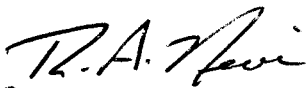
Dear Mr. Person:

Subject: Safety Recall 05V-415
(Ford Number 05S36)

Pursuant to the requirements set forth in Part 573 of Title 49 of the Code of Federal Regulations -- Defect and Noncompliance Reports, Ford Motor Company is submitting a representative copy of information that relates directly to the subject campaign.

Attached are dealer and owner letters issued by Ford Customer Service Division regarding a recall of certain 2005 model year Ford F-650 and F-750 vehicles. Specific details were submitted to you in a letter dated September 14, 2005. Owner notification letters were mailed on October 6, 2005.

Sincerely,



J. P. Vondale

Attachment(s)
05S36 Dealer-Owner Bulletin





Frank M. Ligon
Director
Service Engineering Operations
Ford Customer Service Division

Ford Motor Company
P. O. Box 1904
Dearborn, Michigan 48121

September 16, 2005

TO: All U.S. Ford Dealers

SUBJECT: ADVANCE NOTICE: Upcoming Safety Recall 05S36
Certain 2005 Model Year F-650 and F-750 Vehicles Equipped with Hydraulic Brakes
Driveline Parking Brake Anchor Bolt Replacement

REASON FOR THIS ADVANCE NOTICE

To inform you that Ford is notifying the National Highway Traffic Safety Administration (NHTSA) of an upcoming safety recall on the affected vehicles. Once NHTSA has been informed, there is a possibility that you may be contacted by customers about the recall. This notice will help you answer customer questions. The parking brake anchor bolt on these vehicles may be susceptible to fatigue loading and may ultimately, over time, fracture. This could result in the parking brake not performing as intended. It is anticipated that this condition will not occur until after approximately one year in service.

AFFECTED VEHICLES

Certain 2005 model year Ford F-650 and F-750 vehicles equipped with hydraulic brakes and built at the Escobedo Assembly Plant from June 4, 2004 through March 31, 2005.

SERVICE ACTION

It is anticipated that the complete dealer bulletin announcing this upcoming action will be provided to dealers the week of October 10, 2005.

CUSTOMER NOTIFICATION

Owners of record will be notified after dealers receive service repair and parts ordering information. It is anticipated that this will occur on approximately October 13, 2005.

OASIS

OASIS will be loaded with the affected vehicle VINs when the recall is formally announced.

QUESTIONS

Special Service Support Center (Dealer Only) Questions.....1-800-325-5621

Sincerely,

Frank M. Ligon



Frank M. Ligon
Director
Service Engineering Operations
Ford Customer Service Division

Ford Motor Company
P. O. Box 1904
Dearborn, Michigan 48121

September 30, 2005

TO: All U.S. Ford Dealers

SUBJECT: Safety Recall 05S36:
Certain 2005 Model Year F-650 and F-750 Vehicles Equipped with Hydraulic Brakes
Driveline Parking Brake Anchor Bolt Replacement

REF: ADVANCE NOTICE: Safety Recall 05S36 dated September 16, 2005

AFFECTED VEHICLES

Certain 2005 model year Ford F-650 and F-750 vehicles equipped with hydraulic brakes and built at the Escobedo Assembly Plant from June 4, 2004 through March 31, 2005. Affected vehicles are identified in OASIS. In addition, for a list of vehicles assigned to your dealership, visit <https://web.fsavinlists.dealerconnection.com>. This information will be available on September 30, 2005.

REASON FOR THIS SAFETY RECALL

In some of the affected vehicles, the driveline parking brake anchor bolt may fracture over time, due to insufficient clamp load as a result of improper anchor bolt plating. If the parking brake anchor bolt fractures, the parking brake may not function. There may be no indication to the driver of the malfunction when the parking brake is set. This condition may allow the vehicle to move without warning.

SERVICE ACTION

At no charge to the vehicle owner, dealers are to replace the driveline parking brake anchor bolt. DO NOT DEMONSTRATE OR DELIVER any of the affected vehicles until this safety recall has been completed. This must be performed on all of the affected vehicles in your new inventory as well as vehicles that have been delivered to customers.

PLEASE NOTE:

Federal law requires dealers to complete any outstanding safety recall service before a new vehicle is delivered to the buyer or lessee. Violation of this requirement by a dealer could result in a civil penalty of up to \$5,000 per vehicle. Correct all vehicles in your new vehicle inventory before delivery.

ATTACHMENTS

Attachment I: Administrative Information
Attachment II: Labor Allowances and Parts Ordering Information
Attachment III: Technical Information
Customer Notification Letter

QUESTIONS?

Claims Information: 1-800-423-8851
Special Service Support Center (Dealer Only) Questions: 1-800-325-5621
Parts Support Center (Dealer only) Questions: 1-800-207-2444

Sincerely,



Frank M. Ligon

Safety Recall 05S36
Certain 2005 Model Year F-650 and F-750 Vehicles Equipped with Hydraulic Brakes
Driveline Parking Brake Anchor Bolt Replacement

OASIS ACTIVATED? Yes, OASIS will be activated by September 30, 2005.

FSA VIN LIST ACTIVATED? Yes.

Available through FMCDealer.com or at <https://web.fsavinlists.dealerconnection.com> by September 30, 2005. Owner names and addresses will be available by October 13, 2005.

NOTE: Your FSA VIN list may contain owner names and addresses obtained from motor vehicle registration records. The use of such motor vehicle registration data for any purpose other than in connection with this recall is a violation of law in several states, provinces, and countries. Accordingly, you must limit the use of this listing to the follow-up necessary to complete this recall action.

STOCK VEHICLES

Correct all affected units in your new vehicle inventory before delivery.

SOLD VEHICLES

- Owners of affected vehicles will be directed to dealers for repairs.
- Immediately contact any of your affected owners whose vehicles are not on your VIN lists but are identified in OASIS. Give the owner a copy of the Customer Notification Letter (when available) and schedule a service date.
- Correct other affected vehicles identified in OASIS which are brought to your dealership.

TITLE BRANDED / SALVAGED VEHICLES

Affected title branded and salvaged vehicles are eligible for this Field Service Action.

RELATED DAMAGE

If a related damage condition exists that you believe to be caused by the covered condition, call the Special Service Support Center to request approval **prior** to the repair of any related damage. Requests for approval after completion of the repair will not be granted.

Safety Recall 05S36
Certain 2005 Model Year F-650 and F-750 Vehicles Equipped with Hydraulic Brakes
Driveline Parking Brake Anchor Bolt Replacement

ADDITIONAL LABOR TIME

- If a condition exists that requires additional labor to complete the repair, call the Special Service Support Center to request approval **prior** to performing any additional labor. Requests for approval after completion of the repair will not be granted.
- If you encounter aftermarket equipment or modifications to the vehicle that might prevent the repair of the covered condition, call the Special Service Support Center.

OWNER REFUNDS

Refunds are not authorized for this program.

RENTAL VEHICLES

The use of rental vehicles is not authorized for this program.

CLAIMS PREPARATION AND SUBMISSION

- Enter claims using Direct Warranty Entry (DWE).
- Related damage must be claimed on a repair line that is separate from the repair line on which the FSA is claimed. Related damage requires approval from the SSSC.
- "MT" labor should be submitted on a separate repair line with the related damage flag checked. "MT" labor requires prior approval from the SSSC.
- Refer to ACESII manual for claims preparation and submission information.

Safety Recall 05S36

Certain 2005 Model Year F-650 and F-750 Vehicles Equipped with Hydraulic Brakes
Driveline Parking Brake Anchor Bolt Replacement

LABOR ALLOWANCES

Description	Labor Operation	Labor Time
Replace Parking Brake Anchor Bolt	05S36B	0.6 Hours

PARTS REQUIREMENTS / ORDERING INFORMATION

Parts will not be direct shipped for this program. Order your parts requirements through normal order processing channels.

Part Number	Description	Quantity
W302379	Parking Brake Anchor Bolt	1

The DOR/COR for this program is 50313. This number identifies parts ordered for this recall through the Parts Support Center.

RECALL PARTS ASSISTANCE

- Parts Support Center: 1-800-207-2444
- E-mail: ford@renkim.com
- FAX Number: 1-888-374-8040

When contacting the Parts Support Center with a question or concern, please provide:

- Dealer Name and P & A code
- Contact Name
- Phone number and E-mail address
- FSA #: 05S36
- VIN#

DEALER PRICE

For latest prices, refer to DOES II.

EXCESS STOCK RETURN

Excess stock returned for credit must have been purchased from Ford Customer Service Division in accordance with Policy Procedure Bulletin 4000.

CERTAIN 2005 MODEL YEAR F-650 AND F-750 VEHICLES EQUIPPED WITH DRIVELINE-MOUNTED PARKING BRAKE — ANCHOR BOLT REPLACEMENT

OVERVIEW

This program involves replacing the driveline-mounted parking brake assembly anchor bolt.

ANCHOR BOLT REPLACEMENT

WARNING: KEEP GREASE AND OTHER FOREIGN MATERIALS AWAY FROM THE BRAKE SHOE LININGS AND DRUM SURFACES. CONTAMINATION OF THE BRAKE SHOE LININGS OR DRUM SURFACES MAY RESULT IN DEGRADATION OF THE BRAKE HOLDING CAPABILITY. IF NECESSARY, CLEAN THESE COMPONENTS WITH MOTORCRAFT METAL BRAKE PARTS CLEANER PM-4, OR EQUIVALENT, PRIOR TO REASSEMBLY.

REMOVAL

NOTE: It is not necessary to disconnect or remove the rear driveshaft to perform this repair. The parking brake drum will be unbolted and positioned forward for access to the repair area.

1. Park the vehicle on level ground. Block the front wheels to keep the vehicle from moving in either direction.
2. With the engine off, fully release the parking brake.



3. **CAUTION:** Do not use a drum puller or a torch to remove the brake drum. Drum distortion may result.

Remove the parking brake drum bolts and slide the drum forward on the driveshaft.

4. Disengage the self adjuster cable spring hook from the adjuster lever by lifting the lever up and away from the starwheel and maneuvering the spring out of the lever. See Figure 1.

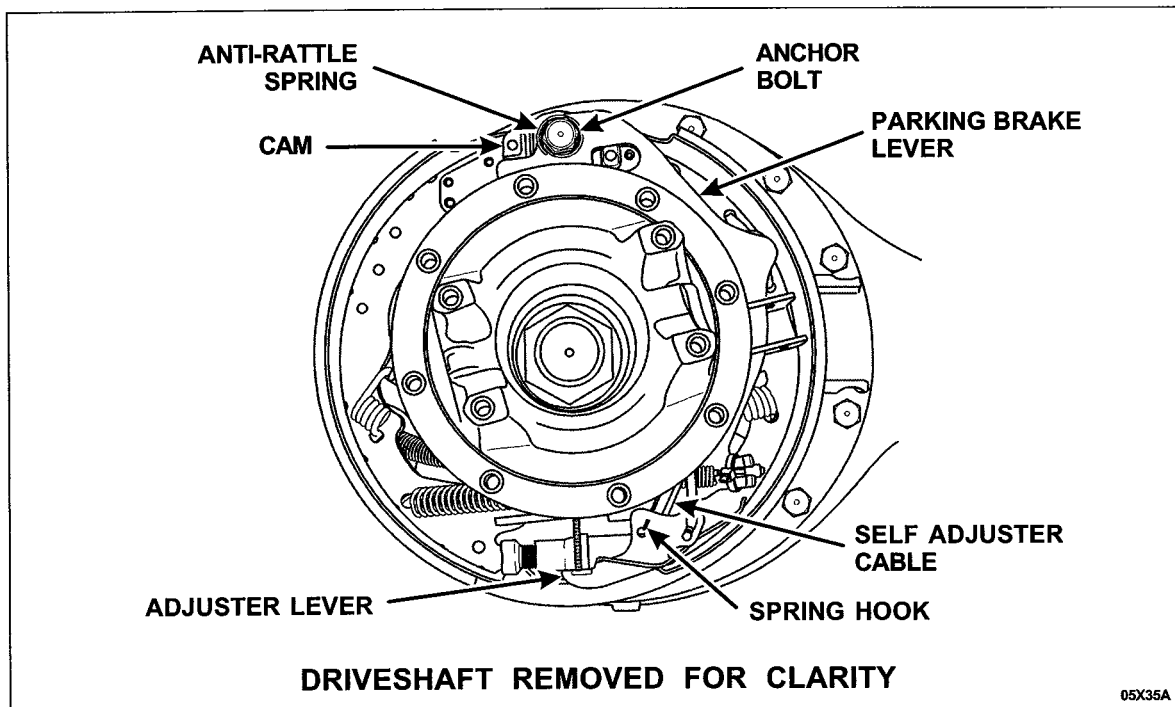


FIGURE 1

5. **NOTE:** Retain the anti-rattle spring for installation.
Remove the anchor bolt and the anti-rattle spring.



6. NOTE: Make note of the position of the cam prior to removal. The flat side is at the bottom.
Rotate the parking brake lever counterclockwise then remove the cam. See Figure 2.

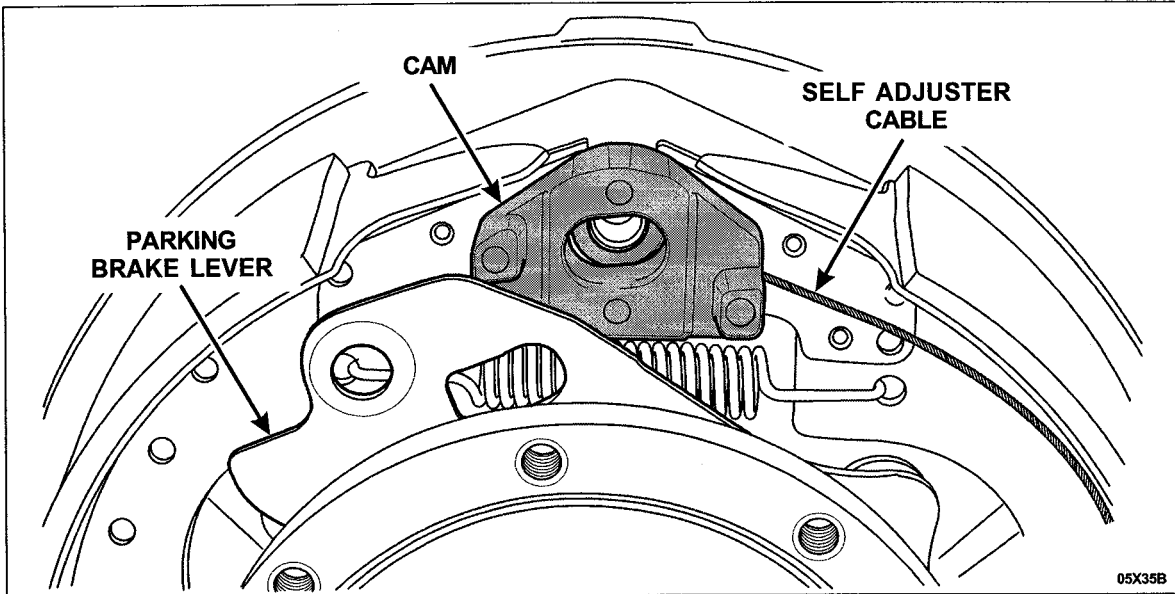


FIGURE 2

7. NOTE: Make sure the threaded bore is clean and free of foreign material and grease contamination.
Using an M12 x 1.75 mm tap, clean the anchor bolt threaded bore of any old, cured threadlocking compound. Use compressed air to remove the loosened foreign material from the bore.



INSTALLATION

1. Position the self adjuster cable metal grommet (with the crimped side facing rearward), cam, parking brake lever and the **new** anchor bolt with the anti-rattle spring (small coil end to the bolt head) to the anchor post. Install the bolt only 1 or 2 turns at this time. See Figure 3.

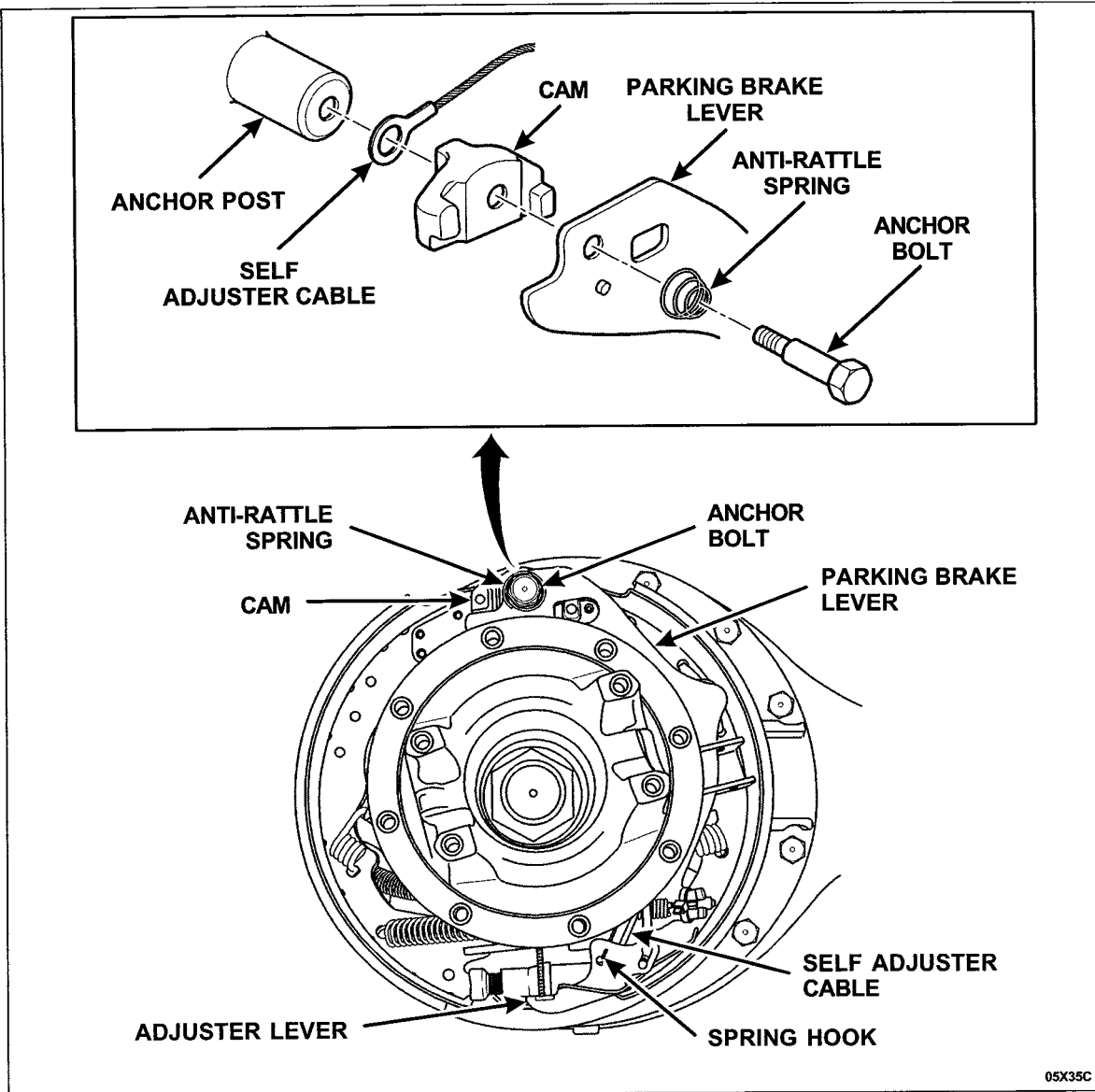


FIGURE 3

2. Make sure that the self adjuster cable metal grommet is properly positioned around the **new** anchor bolt, then tighten the bolt to 100 Nm (74 lb-ft).

05X35C



3. **CAUTION: Failure to properly position and attach the self adjuster cable will result in reduced brake operation.**

Make sure the self adjuster cable is properly positioned around the cable guide, then attach the self adjuster cable to the adjuster lever with the spring hook facing out (forward).

4. Install the brake drum and bolts. Tighten the bolts to 60 Nm (44 lb-ft). Remove wheel blocks.
5. Verify proper parking brake operation.





Frank M. Ligon
Ford Motor Company
P. O. Box 1904
Dearborn, Michigan 48121

October 2005

Safety Recall 05S36

Mr. John Sample
123 Main Street
Anywhere, USA 12345

Your Vehicle Identification Number: 12345678901234567

This notice is sent to you in accordance with the requirements of the National Traffic and Motor Vehicle Safety Act.

Ford Motor Company has decided that a defect which relates to motor vehicle safety exists in certain 2005 model year Ford F-650 and F-750 vehicles equipped with hydraulic brakes.

We apologize for this situation and want to assure you that, with your assistance, we will correct this condition. Our commitment, together with Ford dealers, is to provide you with the highest level of service and support.

What is the issue?

On your vehicle, it may be possible for the driveline parking brake anchor bolt to fracture. If the anchor bolt fractures, the parking brake may not function when set and there may be no indication of the malfunction to the vehicle operator. As a result, this condition may allow the vehicle to move without warning, potentially resulting in a crash.

What will Ford and your dealer do?

Ford Motor Company and your dealer will replace the driveline parking brake anchor bolt free of charge (parts and labor). We urge you to return to your dealer for this service.

How long will it take?

The time needed for this repair is less than one-half day. However, due to service scheduling requirements, your dealer may need your vehicle for a longer period of time.

What are we asking you to do?

Please call your dealer without delay and request a service date for Recall 05S36. Provide the dealer with the Vehicle Identification Number (VIN) of your vehicle. The VIN is printed near your name at the beginning of this letter.

Motorhome Owners: To locate a dealer that services Motorhomes, call the Motorhome Customer Assistance Center toll free at 1-800-444-3311. Ford representatives are available 24 hours a day.

All Other Owners: To locate a dealer, call 1-800-34FLEET. Representatives are available 9:30AM to 5:00PM Monday through Friday (Eastern Time Zone).

Please note: Federal law requires that any vehicle lessor receiving this recall notice must forward a copy of this notice to the lessee within ten days.

Have you changed your address or sold the vehicle?

If you have, please fill out the enclosed prepaid postcard and mail it to us so we can update our records. If you have sold the vehicle, the information you provide on the postcard will be used to notify the new owner about this recall.

Can we assist you further?

If you have difficulties getting your vehicle repaired promptly and without charge, please contact your dealership's Service Manager for assistance.

Motorhome Owners: If you still have concerns, please contact the Motorhome Customer Assistance Center toll free at 1-800-444-3311. Ford representatives are available 24 hours a day.

All Other Owners: If you still have concerns, please contact the Fleet Customer Information Center at 1-800-34-FLEET and one of our representatives will be happy to assist you. Representatives are available 9:30AM to 5:00PM Monday through Friday (Eastern Time Zone).

Or you may contact us through the internet at www.fleet.ford.com.

If you are still having difficulty getting your vehicle repaired in a reasonable time or without charge, you may write the Administrator, National Highway Traffic Safety Administration, 400 Seventh Street S. W., Washington, D. C. 20590 or call the toll free Vehicle Safety Hotline at 1-888-327-4236 (TTY: 1-800-424-9153) or go to <http://www.safercar.gov>.

Thank you for your attention to this important matter.

Sincerely,



Frank M. Ligon
Director
Service Engineering Operations