



Reference:

ITB06-015

Date:

July 21, 2006

VOLUNTARY RECALL CAMPAIGN 2005 FX; CHILD SEAT ANCHOR BRACKETS

CAMPAIGN I.D. # / NHTSA #: R0604 / 05V-338

APPLIED VEHICLES: 2005 FX (S50)

APPLIED VINS: JNRAS08U(*)5X 100007 to 108021
JNRAS08W(*)5X 200020 to 217687
JNRBS08W(*)5X 400039 to 402737

RECALL CAMPAIGN
2005 FX (S50)
CHILD SEAT ANCHOR BRACKETS

INTRODUCTION

Federal Motor Vehicle Safety Standard (FMVSS 225) specifies certain requirements for child seat anchorage systems in vehicles. Some 2005 model year Infiniti FX35/45 vehicles may have rear child seat safety anchor brackets which do not meet the location requirement in this standard. This may cause difficulty in attaching some child seats to these brackets. If a child seat is not secured, there is an increased risk of injury in a crash. Infiniti is conducting a Voluntary Safety Recall Campaign to install longer rear child seat anchor brackets free of charge.

IDENTIFICATION NUMBER

Infiniti has assigned identification number R0604 to this campaign. This number must appear on all communications and documentation of any nature dealing with this campaign.

NUMBER OF VEHICLES IN THIS CAMPAIGN

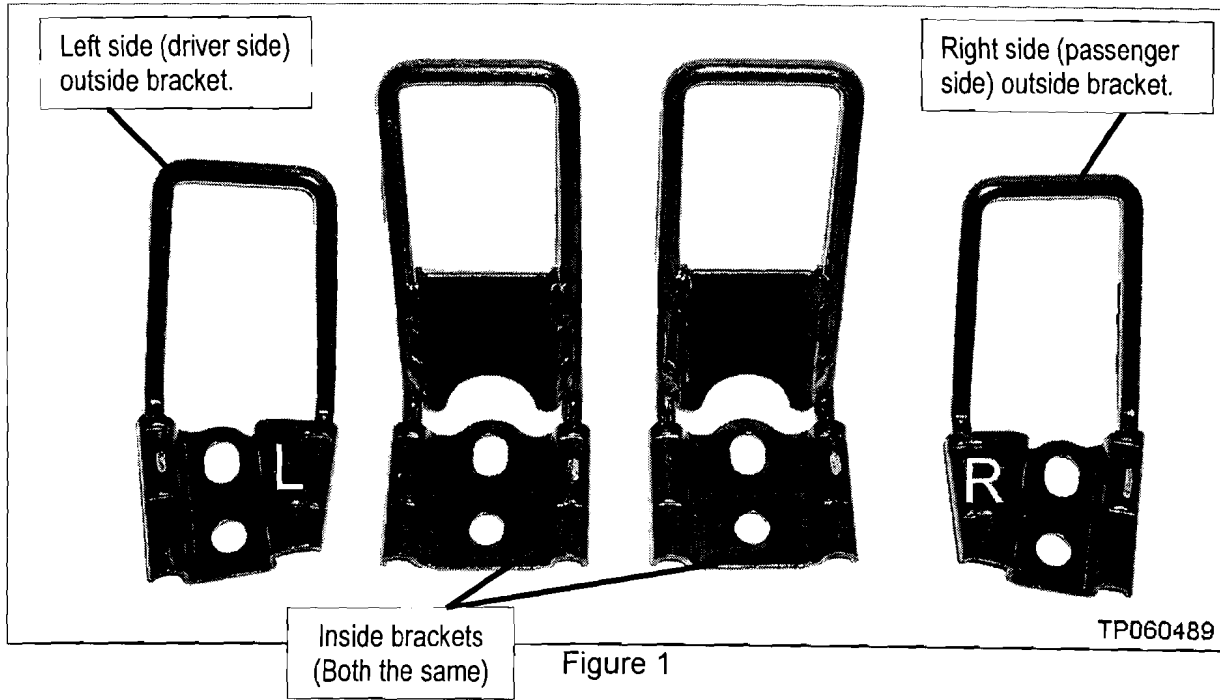
The number of vehicles in this campaign is approximately 20,900.

DEALER RESPONSIBILITY

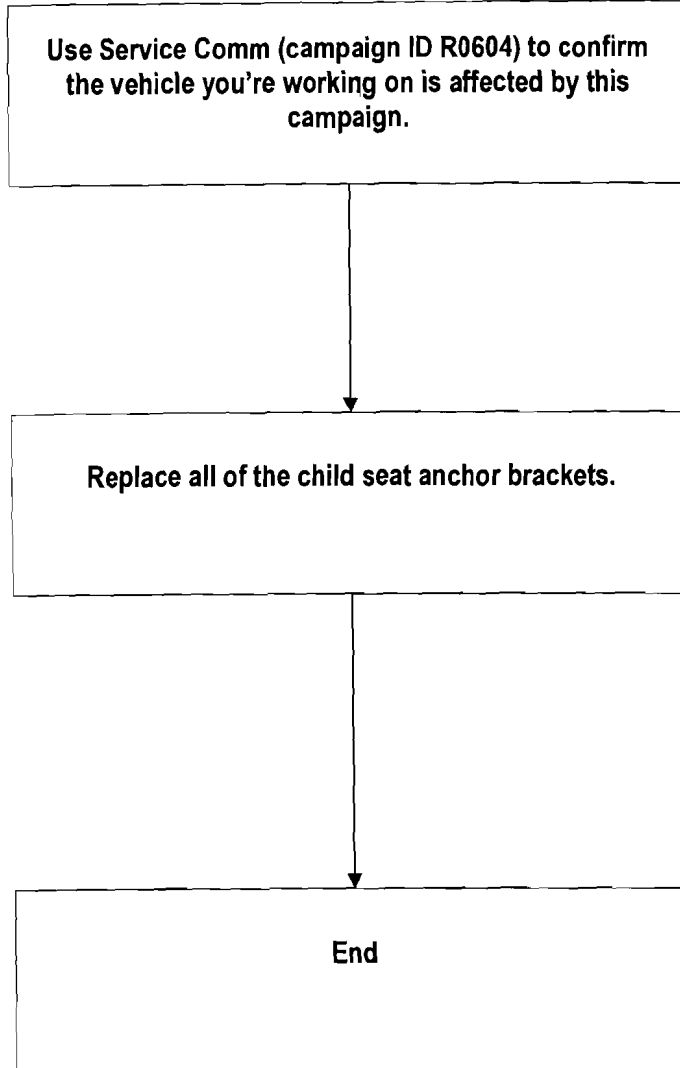
It is the Infiniti dealer's responsibility to check Infiniti Net for the campaign status on each vehicle falling within the range of this Voluntary Service Campaign (R0604) that enters the service department. This includes vehicles purchased from private parties or presented by transient (tourist) owners and vehicles in an Infiniti dealer's inventory.

PARTS REQUIRED

New Child Seat Anchor Brackets



Repair Overview



SERVICE PROCEDURE

1. Fold DOWN both rear seats.
2. Lift the carpet flaps at the base of the seatbacks.




Figure 2

3. Lift the cloth trim, then reach in the area (cavity) behind the seat and remove the sound insulator.





Figure 3

4. Look in the cavity behind the seat and locate the child seat anchor brackets.



5. Replace the brackets with the new ones (both sides; left and right).
 - Make sure to use the correct outside brackets.
The one for the left side (driver side) is marked with an "L"
The one for the right side (passenger side) is marked with an "R"
 - Reuse the original bolts
Torque the bolts to 28.4 N.m (2.9 Kg-m, **21 ft-lb**)
6. Reinstall the sound insulator and fold UP the seatbacks.

PARTS INFORMATION

| Description | PART number | Quantity |
|--------------------|--------------------|-----------------|
| Bracket Kit | H8342-CL00A | 1 |

CLAIMS INFORMATION

Submit a Campaign (CM) line claim using the following claims coding:

"CM" I.D.: R0604

| DESCRIPTION | OP CODE | FRT |
|---|----------------|------------|
| Replace all four child seat anchor brackets | R06040 | 0.6 Hrs. |

OWNER'S LETTER

Dear Infiniti Owner:

This notice is sent to you in accordance with the requirements of the National Traffic and Motor Vehicle Safety Act. Nissan Motor Company, Ltd. has decided that some 2005 model year Infiniti FX35/45 vehicles fail to conform to Federal Motor Vehicle Safety Standard (FMVSS) 225 – Child Restraint Anchorage Systems.

Reason for Recall

FMVSS 225 specifies certain requirements for child seat anchorage systems in vehicles. The lower anchorage brackets in the rear seats in some FX35/45 vehicles do not meet the location requirement in this standard. This may cause difficulty in attaching some child seats to these brackets. If a child seat is not secured, there is an increased risk of injury in a crash. All other requirements under FMVSS 225 and other standards are met.

What Infiniti Will Do

Your Infiniti dealer will replace the lower anchorage brackets with modified ones to ensure that the standard is met.

What You Should Do

Contact your Infiniti dealer at your earliest convenience in order to arrange an appointment to have your vehicle repaired. Please bring this notice with you when you keep your service appointment. Instructions have been sent to your Infiniti dealer.

If the dealer fails, or is unable to make the necessary repairs free of charge, you may contact an Infiniti representative toll free at (800) 662-6200. You may also submit a complaint to the Administrator, National Highway Traffic Safety Administration, 400 Seventh Street, SW., Washington, DC 20590; or call the toll-free Vehicle Safety Hotline at 1-888-327-4236 (TTY: 1-800-424-9153); or go to <http://www.safercar.gov>.

Federal law requires that any vehicle lessor receiving this recall notice must forward a copy of this notice to the lessee within ten days.

Thank you for your cooperation. We are indeed sorry for any inconvenience this may cause you.

