



# TECHNICAL SERVICE BULLETIN

THE NEW AMERICAN MOTORCYCLE™  
Date: 07/27/2005

## Victory Motorcycle

Bulletin Number: V-05-04(A)  
Model Years: 2005

Safety Alert Fax  **Safety Recall**  Service Bulletin  Service Alert Fax  Production Update Kit

Distribution:  Owner / Principal  Service Manager  Sales Manager  Parts Manager  Technicians

5 Pages

This Service Bulletin is located at [www.polarisdealers.com](http://www.polarisdealers.com)



-Confidential and Proprietary-

### SUBJECT: FUEL HOSE INSPECTION / REPLACEMENT

**PURPOSE:** The Victory Motorcycle Division of Polaris Industries Inc. has decided that a defect which relates to motor vehicle safety exists in some 2005 Victory motorcycles. The fuel supply hose leading from the fuel tank to the fuel rail may be incorrect for use in the pressurized fuel system application. Incorrect hoses may leak fuel or crack, creating the potential for a fire. **DO NOT SELL, DELIVER, OR OPERATE AN AFFECTED UNIT UNTIL THE FUEL HOSE HAS BEEN INSPECTED AND REPLACED IF INCORRECT!**

### 2005 MODEL(S) AFFECTED:

Model(s) Affected	Model Number(s)	Serial Numbers of Affected Vehicles
2005 Vegas™	ALL	REFER TO PAGE 5 FOR INSTRUCTIONS ON HOW TO DETERMINE IF A VEHICLE IS AFFECTED.
2005 Ness Vegas™	ALL	
2005 Vegas™ 8-Ball	ALL	
2005 Kingpin™	ALL	
2005 Ness Kingpin™	ALL	
2005 Hammer™	ALL	

### WHAT YOU MUST DO:

- 1) Follow the procedure on page 4 to inspect the fuel hose on all affected motorcycles in your inventory. DO NOT deliver an affected motorcycle until this inspection and repair (if necessary) has been completed.
- 2) Contact owners of delivered units immediately and make arrangements to perform this recall inspection.
- 3) If inspection reveals an incorrect hose, replace the hose with fuel hose P/N following the procedure on page 4. If the hose is correct, no further action is required.
- 4) File a warranty claim for affected units immediately after completing this inspection and / or repair. Refer to Warranty Claim Information on page 2.

### CUSTOMER NOTIFICATION:

A customer notification letter 05V-326 (05-224 in Canada) will be sent to registered owners of motorcycles affected by this bulletin. An example of the letter is shown on page 3. In addition to the notification letter sent by Victory, dealers are required to notify owners of motorcycles sold by their dealership, and to make arrangements to perform this bulletin inspection/repair immediately.

The information contained within this bulletin is confidential and protected by U.S. and international copyright laws, and is the property of Polaris Industries Inc. This service bulletin is provided for the sole use of authorized Polaris dealers and distributors. This service bulletin is not to be distributed, duplicated, or copied, digitally or otherwise, without the written consent of Polaris Industries Inc.

Printed in U.S.A. - © 2005 Polaris Industries Inc.

## WARRANTY CLAIM INFORMATION:

V-05-04(A) Page 2 of 5



<b>Safety Recall Number</b>	V-05-04 (if hose is incorrect and must be replaced) or V-05-04A (if hose is correct and only inspection is required.)
<b>Claim Type</b>	File Warranty Claim Type <b>SB</b> for both registered units and units in your inventory.
<b>Labor Allowance</b>	V-05-04A: Inspection: 15 minutes      V-05-04: Repair: :45 minutes
<b>Warranty Claim Special Instructions</b>	A single group claim using the claim type <b>SB (Service Bulletin)</b> may be submitted listing the serial number and date of repair for all machines with the <u>same model number</u> . DO NOT PUT MORE THAN ONE MODEL NUMBER ON A CLAIM.
<b>Part Numbers to List on Claim</b>	V-05-04 - Parts will automatically be entered by the Warranty system. V-05-04A - Enter 0000505 (Service Bulletin Labor Only Part Number) and 7170107 in the parts used field.

## PARTS INFORMATION

<b>Part Number &amp; Description</b> (For V-05-04 Hose Replacement)	5412332 Fuel Hose 7170107 Decal, Bulletin Completion
<b>Part Number &amp; Description</b> (For V-05-04A For inspection only)	7170107 Decal, Bulletin Completion
<b>Quantity</b>	1
<b>Direct-Ship From Polaris?</b>	No
<b>To Be Ordered By Dealer?</b>	Yes (for hose replacement only) If hose replacement is required, order one hose P/N 5412332 for each vehicle as required after inspection.
<b>Availability</b>	Parts are available

## BULLETIN COMPLETION DECAL:

After completion of this bulletin, fill out a service bulletin completion decal (P/N 7170107) and install on the inside of left side cover as shown.



Sincerely,

*Karl Iverslie*

Karl Iverslie  
Manager, Technical Service & Warranty

The information contained within this bulletin is confidential and protected by U.S. and international copyright laws, and is the property of Polaris Industries, Inc. This service bulletin is provided for the sole and exclusive use of the original recipient as prescribed by Polaris Industries, Inc. and may not be distributed, duplicated, or copied, digitally or otherwise, without the written consent of Polaris Industries, Inc.

Printed in U.S.A. - © 2005 Polaris Industries Inc.

Polaris Industries Inc.  
2100 Hwy 55  
Medina, Minnesota 55340



Phone: 763-542-0500  
FAX: 763-542-0599

THE NEW AMERICAN MOTORCYCLE™

SUBJECT: RECALL CAMPAIGN - FUEL SUPPLY HOSE INSPECTION

**2005 Victory Vegas™, Ness Vegas™, Vegas™ 8-Ball, Kingpin™,  
Ness Kingpin™, and Hammer™ Motorcycles**

Warning and Safety Recall Notice 05V-326 (05-224 in Canada)

Reference Victory Safety Recall Bulletin V-05-04(A)

Example of U.S. Consumer Letter

Dear Victory Owner:

This notice is sent to you in accordance with the requirements of the National Traffic and Motor Vehicle Safety Act.

The Victory Motorcycle Division of Polaris Industries Inc. has decided that a defect which relates to motor vehicle safety exists in some 2005 Victory motorcycle. Our records indicate that you have purchased a potentially affected vehicle.

**The reason for this recall:**

On the affected motorcycles, the fuel supply hose leading from the fuel tank to the fuel rail may be incorrect for use in a pressurized fuel system application. Incorrect hoses may leak fuel or crack, creating the potential for a fire.

**What Victory and your dealer will do:**

To correct this possible defect, your authorized Victory dealer will inspect the markings on the fuel hose of your motorcycle to determine if replacement is required. For those machines that fail the visual inspection, Victory dealers will replace the fuel hose with a new one of the correct material. If the hose is correct, no further inspection or repair is required. Repairs will be made by an authorized Victory motorcycle dealer at no cost to you. The inspection will take approximately 15 minutes, however, fuel hose replacement will require a longer period of time due to service scheduling requirements and the part required.

**What you should do:**

Please call your authorized Victory motorcycle dealer to schedule an appointment. Do not attempt repairs yourself. Repairs must be done only by an authorized Victory dealer.

**Do not ride your motorcycle until your dealer has inspected the fuel hose and replaced it if necessary.**

While your Victory dealer is in the best position to answer your questions, if you have any questions that your dealer cannot address, or if you are having difficulty obtaining the recall repair outlined in this letter, please call our Consumer Service Department at (763) 417-8650.

If you no longer own your motorcycle, please call our Consumer Service Department at (763) 417-8650 or write to the address below with the name and address of the new owner.

If you believe that the Victory Motorcycle Division of Polaris Industries Inc. has failed to remedy this defect without charge or is unable to do so within a reasonable time, you may submit a complaint to the Administrator of the National Highway Traffic Safety Administration at 400 Seventh Street S.W., Washington D.C. 20590 or call the toll-free safety hotline at 1-888-327-4236 (TTY: 1-888-424-9153).

Please accept our apologies for any inconvenience this may cause you. Your safety and continued satisfaction with your Victory motorcycle is our primary concern. Thank you for your prompt attention to this matter.

Sincerely,

VICTORY MOTORCYCLE DIVISION OF POLARIS INDUSTRIES INC.

Karl Iverslie

Manager, Technical Service & Warranty

Federal law requires that any vehicle lessor receiving this recall notice must forward a copy of this notice to the lessee within 10 days. If you are no longer the owner of the Victory motorcycle indicated by this letter, please contact our Consumer Service Department @ 763-417-8650 so we may update our records. Or write to us at:

Polaris Industries, Inc.

Consumer Service Department

2100 Highway 55

Medina, MN 55340-9962

REF: V0504(A)

The information contained within this bulletin is confidential and protected by U.S. and international copyright laws, and is the property of Polaris Industries Inc. This service bulletin is provided for the sole use of authorized Polaris dealers and distributors. This service bulletin is not to be distributed, duplicated, or copied, digitally or otherwise, without the written consent of Polaris Industries Inc.

## INSPECTION PROCEDURE:

V-05-04(A) Page 4 of 5

1. Remove the chrome triangular oil line cover from the right side of the engine.
2. Carefully inspect fuel supply hose leading from the fuel tank to the fuel rail and compare the hose markings as shown in Photo 1 below. If print is not visible on the visible surface of the hose, use a flashlight and a small mirror to inspect the hidden edge of the fuel hose or look from the left side of the fuel tank.

**IMPORTANT!** If you cannot positively determine which hose is installed, remove the fuel hose from the fuel rail fitting and pull it out for closer inspection. All hoses that do not have continuous print **MUST BE REPLACED**.

If the **HOSE IS CORRECT**, no further action is required. Fill out decal P/N 7170107 and apply it to the inner surface of the left side cover, install the chrome cover and file a warranty claim (V-05-04A) for inspection.


If the **HOSE IS INCORRECT**, replace the hose as outlined below. Refer to the appropriate Victory Service Manual for fuel tank removal and installation procedure.

## REPAIR PROCEDURE

1. Remove fuel tank (refer to the appropriate Service Manual for tank removal procedure). Protect the fuel tank finish with a clean soft cloth or protective mat.
2. Note orientation of fuel hose on fuel pump fitting. Loosen hose clamp and remove hose. Save the clamp.
3. Install clamp onto the replacement hose. Install hose on fuel pump fitting with the same orientation as the original.
4. Torque clamp to 25 lb.-in. (3.0 Nm).
5. Install fuel tank and route hose smoothly to the fuel rail.
6. Install hose clamp over hose and attach fuel hose to fuel rail fitting.
7. Torque clamp to 25 lb.-in. (3.0 Nm).
8. Install seat, side covers, and chrome oil line cover.

### PHOTO 1

**INCORRECT HOSE** - Printed label is **NOT** continuous. Approximately 40mm (1.6") in length, single, bright white date code stamp. **Replace hose with P/N 5412332.**



**CORRECT HOSE** - Printed label is **CONTINUOUS**. Visible on the full length of the hose. Print is off-white marked 1/4 30R9 with a 6 digit date code PRC REV01. **No repair required.**

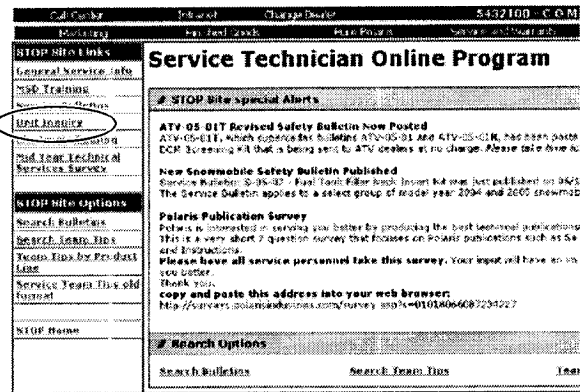
The information contained within this bulletin is confidential and protected by U.S. and international copyright laws, and is the property of Polaris Industries, Inc. This service bulletin is provided for the sole and exclusive use of the original recipient as prescribed by Polaris Industries, Inc. and may not be distributed, duplicated, or copied, digitally or otherwise, without the written consent of Polaris Industries, Inc.

Printed in U.S.A. - © 2005 Polaris Industries Inc.

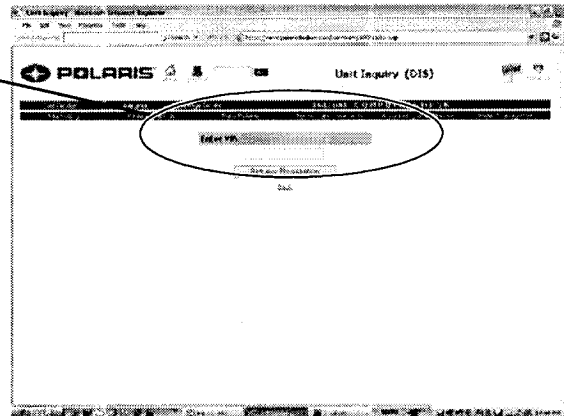
The affected vehicles were manufactured between September 9, 2004 and July 8, 2005.

However, the manufacturing date on the VIN decal (located on left upper frame tube) is listed in a month / year format (e.g. 11/2004). Because of this, unit inquiry on the STOP SITE must be used to determine if this bulletin applies. If you are not familiar with the unit inquiry process, please follow the directions below. **NOTE:** A search of the VIN in unit inquiry is not necessary for customers that received a notification letter from Victory. All vehicles of notified customers are affected.

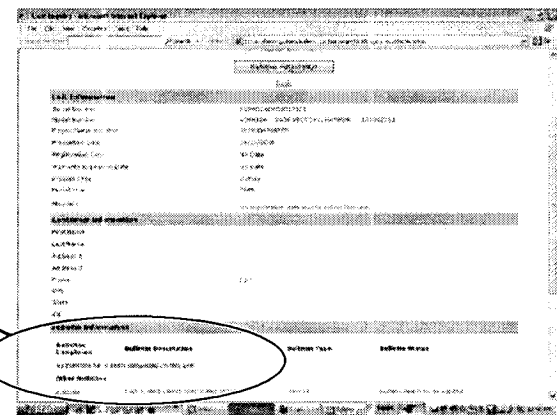
1. Go to [www.polarisdealers.com](http://www.polarisdealers.com)
2. Under Service and Warranty click on STOP site
3. Select Unit Inquiry from the STOP Site Links on the left side of the page



4. Enter the complete VIN number in the box



5. Review the Service Bulletin Information to see if V-05-04 is in the list of "other bulletins" (applicable bulletins that need to be performed.)



The information contained within this bulletin is confidential and protected by U.S. and international copyright laws, and is the property of Polaris Industries Inc. This service bulletin is provided for the sole use of authorized Polaris dealers and distributors. This service bulletin is not to be distributed, duplicated, or copied, digitally or otherwise, without the written consent of Polaris Industries Inc.

Printed in U.S.A. - © 2005 Polaris Industries Inc.