

SERVICE BULLETIN



M-1171

Safety Recall Code 0120

June 24, 2005

ANTI-LOCK BRAKE SYSTEM (ABS) BRAKE LINE ROUTING

Purpose

Harley-Davidson Motor Company, Inc. has decided that a defect, which relates to motor vehicle safety, exists on certain 2005 FLHTPI, FLHPI and FLHPEI model year police and escort motorcycles. These vehicles may have been built with anti-lock brake system (ABS) lines that were reversed during the installation procedure. This incorrect installation could cause the front brake to lock if an ABS event is triggered. This may occur even if the operator releases the front brake lever. Once the vehicle comes to a stop, the pressure would be released from the caliper, and the front wheel would no longer be locked. This incorrect installation could lead to a crash, thereby causing death or injury to the rider.

Motorcycles Affected

This campaign involves certain 2005 FLHTPI, FLHPI and FLHPEI models with ABS built from December 10, 2003 to May 25, 2005. These vehicles are identified by the attached Vehicle Identification Number (VIN) list.

Customer Notification

In accordance with Federal regulations administrated by NHTSA, Harley-Davidson Motor Company, Inc. will provide notice to all owners of record of affected products with direction to bring the vehicle in for the recall service.

To protect the safety of our riders, it is our mutual responsibility to ensure the recall service is performed on all affected motorcycles. Therefore, we strongly urge you to perform the recall service even if the motorcycle was not purchased from your dealership.

You are also required to perform the recall service on all affected vehicles in your dealership inventory prior to delivering, renting or leasing those vehicles.

If you are not sure that a safety recall has been completed on a particular motorcycle, check the recall records available on TALON and h-dnet.com

IMPORTANT NOTE

Because only registered owners will receive notification from us, we request that you contact any owners of vehicles that your records show as unregistered. Advise them of the safety recall and make arrangements for them to come in for recall service. We also require that you provide us with their names, addresses and VINs as soon as possible to enable us to mail them an owner's letter, as required by the National Traffic and Motor Vehicle Safety Act (as amended).

Required Dealer Action

To determine if you sold or have any affected vehicle(s) in your dealer inventory, check the VIN list attached to this Bulletin.

NOTE

Incorrect routing may exist in the brake lines extending forward from brake manifold and/or in the brake lines extending rearward from manifold. Check routing at both locations. The manifold is located on the right side of the steering head.

Inspecting Brake Lines Extending Forward From Manifold

1. See Figure 1. Routing is correct when both brake lines extending forward from the brake manifold are installed outboard of the rear facing lines and the front calipers brake line, with nipple, is installed in the upper manifold port.




Figure 1. Correct Routing For Forward Brake Lines

IMPORTANT NOTE

In the interest of preserving customer safety and satisfaction, always check for outstanding recalls whenever any motorcycle is brought into your dealership for either maintenance or service.

ROUTING	SERVICE MANAGER	SALES MANAGER	PARTS MANAGER	LEAD TECHNICIAN	TECHNICIAN NO.1	TECHNICIAN NO. 2	TECHNICIAN NO. 3	TECHNICIAN NO. 4	RETURN THIS TO
INITIAL HERE									

©2005 HARLEY-DAVIDSON MOTOR COMPANY

- See Figure 2. Routing is incorrect when the front calipers brake line, with nipple, is installed in the lower manifold port.




Figure 2. Incorrect Routing For Forward Brake Lines

Inspecting Brake Lines Extending Rearward From Manifold

- See Figure 3. Routing is correct when both brake lines extending rearward from the brake manifold are evenly routed as they are followed down from the brake manifold.




Figure 3. Correct Routing For Rearward Extending Brake Lines

- See Figure 4. Routing is incorrect when both brake lines extending rearward from the brake manifold are uneven leaving large gaps and crossing each other where bends occur.




Figure 4. Incorrect Routing For Rearward Extending Brake Lines

Correcting Brake Line Routing

If either incorrect routing condition is present, remove the banjo bolts at the manifold, reposition the brake lines correctly and install the banjo bolts with **new** brake line gaskets, Part No. 41731-01. Bleed the brake system according to FLT Police Models Service Manual Supplement.

CAUTION

D.O.T. 4 brake fluid will damage painted and body panel surfaces it comes in contact with. Always use caution and protect surfaces from spills whenever brake work is performed. Failure to comply can result in cosmetic damage. (00239b)

CAUTION

Direct contact of D.O.T. 4 brake fluid with eyes can cause irritation. Avoid eye contact. In case of eye contact flush with large amounts of water and get medical attention. Swallowing large amounts of D.O.T. 4 brake fluid can cause digestive discomfort. If swallowed, obtain medical attention. Use in well ventilated area. KEEP OUT OF REACH OF CHILDREN. (00240a)

Credit Procedure Inspect And Repair

Complete a Dealer Service Card for each vehicle serviced. Be sure to list the Safety Recall Code **0120** on the card. Place a **C** in the letter box. When Harley-Davidson receives your properly completed Dealer Service Card, you will be credited **0.7** hour of labor for performing the procedure, which includes administrative time and the cost of materials (gaskets and D.O.T. 4 brake fluid).

Inspection Only

Complete a Dealer Service Card for each vehicle visually inspected and no repair was necessary. Be sure to list the Safety Recall Code **0120** on the card. Place a **I** in the letter box. The actual time for the inspection is 0.1 hr. Because of the disruption to your service operation caused by this situation, and as a small incentive to help achieve a high percentage of completion, the dealership will be compensated **0.5** hour for this task.

SERVICE BULLETIN



M-1171

Safety Recall Code 0120

June 24, 2005

ANTI-LOCK BRAKE SYSTEM (ABS) BRAKE LINE ROUTING

Purpose

Harley-Davidson Motor Company, Inc. has decided that a defect, which relates to motor vehicle safety, exists on certain 2005 FLHTPI, FLHPI and FLHPEI model year police and escort motorcycles. These vehicles may have been built with anti-lock brake system (ABS) lines that were reversed during the installation procedure. This incorrect installation could cause the front brake to lock if an ABS event is triggered. This may occur even if the operator releases the front brake lever. Once the vehicle comes to a stop, the pressure would be released from the caliper, and the front wheel would no longer be locked. This incorrect installation could lead to a crash, thereby causing death or injury to the rider.

Motorcycles Affected

This campaign involves certain 2005 FLHTPI, FLHPI and FLHPEI models with ABS built from December 10, 2003 to May 25, 2005. These vehicles are identified by the attached Vehicle Identification Number (VIN) list.

Customer Notification

In accordance with Federal regulations administrated by NHTSA, Harley-Davidson Motor Company, Inc. will provide notice to all owners of record of affected products with direction to bring the vehicle in for the recall service.

To protect the safety of our riders, it is our mutual responsibility to ensure the recall service is performed on all affected motorcycles. Therefore, we strongly urge you to perform the recall service even if the motorcycle was not purchased from your dealership.

You are also required to perform the recall service on all affected vehicles in your dealership inventory prior to delivering, renting or leasing those vehicles.

If you are not sure that a safety recall has been completed on a particular motorcycle, check the recall records available on TALON and h-dnet.com

IMPORTANT NOTE

Because only registered owners will receive notification from us, we request that you contact any owners of vehicles that your records show as unregistered. Advise them of the safety recall and make arrangements for them to come in for recall service. We also require that you provide us with their names, addresses and VINs as soon as possible to enable us to mail them an owner's letter, as required by the National Traffic and Motor Vehicle Safety Act (as amended).

Required Dealer Action

To determine if you sold or have any affected vehicle(s) in your dealer inventory, check the VIN list attached to this Bulletin.

NOTE

Incorrect routing may exist in the brake lines extending forward from brake manifold and/or in the brake lines extending rearward from manifold. Check routing at both locations. The manifold is located on the right side of the steering head.

Inspecting Brake Lines Extending Forward From Manifold

1. See Figure 1. Routing is correct when both brake lines extending forward from the brake manifold are installed outboard of the rear facing lines and the front calipers brake line, with nipple, is installed in the upper manifold port.




Figure 1. Correct Routing For Forward Brake Lines

IMPORTANT NOTE

In the interest of preserving customer safety and satisfaction, always check for outstanding recalls whenever any motorcycle is brought into your dealership for either maintenance or service.

ROUTING	SERVICE MANAGER	SALES MANAGER	PARTS MANAGER	LEAD TECHNICIAN	TECHNICIAN NO.1	TECHNICIAN NO. 2	TECHNICIAN NO. 3	TECHNICIAN NO. 4	RETURN THIS TO
INITIAL HERE									

©2005 HARLEY-DAVIDSON MOTOR COMPANY

- See Figure 2. Routing is incorrect when the front calipers brake line, with nipple, is installed in the lower manifold port.




Figure 2. Incorrect Routing For Forward Brake Lines

Inspecting Brake Lines Extending Rearward From Manifold

- See Figure 3. Routing is correct when both brake lines extending rearward from the brake manifold are evenly routed as they are followed down from the brake manifold.




Figure 3. Correct Routing For Rearward Extending Brake Lines

- See Figure 4. Routing is incorrect when both brake lines extending rearward from the brake manifold are uneven leaving large gaps and crossing each other where bends occur.




Figure 4. Incorrect Routing For Rearward Extending Brake Lines

Correcting Brake Line Routing

If either incorrect routing condition is present, remove the banjo bolts at the manifold, reposition the brake lines correctly and install the banjo bolts with **new** brake line gaskets, Part No. 41731-01. Bleed the brake system according to FLT Police Models Service Manual Supplement.

CAUTION

D.O.T. 4 brake fluid will damage painted and body panel surfaces it comes in contact with. Always use caution and protect surfaces from spills whenever brake work is performed. Failure to comply can result in cosmetic damage. (00239b)

CAUTION


Direct contact of D.O.T. 4 brake fluid with eyes can cause irritation. Avoid eye contact. In case of eye contact flush with large amounts of water and get medical attention. Swallowing large amounts of D.O.T. 4 brake fluid can cause digestive discomfort. If swallowed, obtain medical attention. Use in well ventilated area. KEEP OUT OF REACH OF CHILDREN. (00240a)

Credit Procedure Inspect And Repair

Complete a Dealer Service Card for each vehicle serviced. Be sure to list the Safety Recall Code **0120** on the card. Place a **C** in the letter box. When Harley-Davidson receives your properly completed Dealer Service Card, you will be credited **0.7** hour of labor for performing the procedure, which includes administrative time and the cost of materials (gaskets and D.O.T. 4 brake fluid).

Inspection Only

Complete a Dealer Service Card for each vehicle visually inspected and no repair was necessary. Be sure to list the Safety Recall Code **0120** on the card. Place a **I** in the letter box. The actual time for the inspection is 0.1 hr. Because of the disruption to your service operation caused by this situation, and as a small incentive to help achieve a high percentage of completion, the dealership will be compensated **0.5** hour for this task.



Harley-Davidson Motor Company, 3700 West Juneau Ave., PO Box 653, Milwaukee, WI 53201 414/342-468

SAMPLE COPY

June 24, 2005

Dear Harley-Davidson Motorcycle Owner:

This notice is being sent to you in accordance with the requirements of the National Traffic and Motor Vehicle Safety Act.

Harley-Davidson Motor Company, Inc. has decided that a defect, which relates to motor vehicle safety, exists on certain 2005 FLHTPI, FLHPI and FLHPEI model year police and escort motorcycles. These vehicles may have been built with anti-lock brake system (ABS) lines that were reversed during the installation procedure. This incorrect installation could cause the front brake to lock if an ABS event is triggered. This may occur even if the operator releases the front brake lever. Once the vehicle comes to a stop, the pressure would be released from the caliper, and the front wheel would no longer be locked. This incorrect installation could lead to a crash, thereby causing death or injury to the rider.

Our records indicate that you purchased one of the motorcycles involved in this safety recall as identified by the VIN (Vehicle Identification Number) shown on this letter.

We strongly urge you to take your motorcycle to your dealer to have the appropriate service performed as soon as possible. If you had this repair before you received this letter, you may be eligible to receive reimbursement for the cost of obtaining a pre-notification remedy of the problem associated with this recall. For more information contact Harley-Davidson at 1-414-343-4056. Should you choose to ride your motorcycle prior to this service, we urge you to be aware of this condition.

Please contact your Harley-Davidson motorcycle dealer immediately and arrange an appointment to have your anti-lock brake system (ABS) lines inspected and re-routed if necessary. The dealer labor time to perform this service takes less than 1 hour and labor will be free of charge to you. To verify that the service has been completed your Dealer will ask you to sign a recall claim. If you have sold your motorcycle, please forward the appropriate information about your purchaser. This will enable us to contact him/her and advise that person of this recall. Also, Federal regulation requires that any vehicle lessor receiving this recall notice must forward a copy of this notice to the lessee within ten days.

If you take your motorcycle to your dealer on a mutually agreed upon date and he does not perform the required service to your satisfaction, please contact Harley-Davidson Motor Company, Inc. for immediate assistance at the address or telephone number listed on this letterhead. If your dealer or Harley-Davidson Motor Company, Inc. fails or is unable to remedy your motorcycle without charge within a reasonable time, you may wish to inform the Administrator, The National Highway Traffic Safety Administration, 400 Seventh Street, SW, Washington, DC 25090, or call the toll-free Auto Safety Hotline at 1-888-DASH-2DOT or contact NHTSA at www.NHTSA.DOT.GOV.

We regret any inconvenience this may cause you, but we are initiating this action in the interest of your personal safety and satisfaction with our products. Thank you for your cooperation.

Sincerely,

Harley-Davidson Motor Company, Inc.

0120