



**KIA MOTORS**

KIA MOTORS AMERICA, INC.  
Corporate Headquarters  
9801 Muirlands Blvd.  
Irvine, CA 92618-2521  
TEL: (949) 470-7000  
FAX: (949) 470-2802

April 8, 2005

***Attention: All Kia Service Managers***

Kia Motors America, Inc., in cooperation with the National Highway Traffic Safety Administration, is conducting a voluntary Safety Recall Campaign on 2005 Sportage models to upgrade the Electronic Stability Program (ESP). Enclosed is a Technical Service Bulletin that provides the following information:

- Vehicle Repair Procedures
- Affected VIN Production Range
- Warranty Claim Information

Also enclosed is a copy of the owner notification letter, a Q&A guide for recall questions, both of which describe the defect and the resulting risk to motor vehicle safety, and a list of retail Kia Sportage owners affected by the recall. The owner letter will be mailed April 13, 2005. Please start performing the repairs on any affected 2005 Sedona models produced between November 4, 2004 and February 28, 2005 immediately.

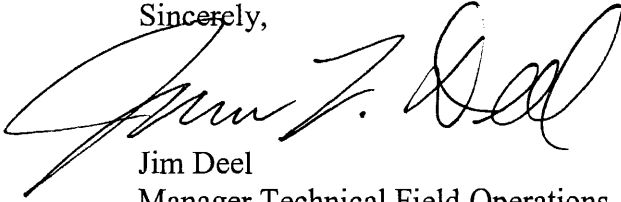
Please make certain the appropriate personnel in your dealership are familiar with the details of this recall to ensure proper responses to customer inquiries and requests to have the recall performed on their 2005 Sportage vehicles.

**NHTSA ADVISORY:** It is a violation of Federal law for a dealer to deliver a new motor vehicle covered by this notification under a sale or lease until the defect is remedied.

**LEGAL PRIVACY LIABILITY NOTICE:** Pursuant to the terms of the Dealer Sales and Service Agreement and the Gramm-Leach-Bliley federal consumer privacy act, you are required to keep confidential any and all information and documents provided to you by Kia Motors America, Inc. or generated by you in the conduct of carrying out work under that Agreement regarding Kia vehicle purchasers and owners, including but not limited to warranty claim information. Kia dealers may use such owner information for the sole purpose of conducting and performing this voluntary recall campaign, and for no other purpose.

Your prompt attention in completing this recall is appreciated. If you have any questions, please contact your Kia District Parts/Service Manager.

Sincerely,

A handwritten signature in black ink, appearing to read "Jim Deel". The signature is fluid and cursive, with a large initial "J" and a distinct "D".

Jim Deel  
Manager Technical Field Operations

Enclosures

April 8, 2005



**KIA MOTORS**

KIA MOTORS AMERICA, INC.  
Corporate Headquarters  
9801 Muirlands Blvd.  
Irvine, CA 92618-2521  
TEL: (949) 470-7000  
FAX: (949) 470-2802

***Attention: All Kia Dealer Principals***

Kia Motors America, Inc., in cooperation with the National Highway Traffic Safety Administration, is conducting a voluntary Safety Recall Campaign on 2005 Sportage models to upgrade the Electronic Stability Program (ESP). Your Kia Service Manager was sent the following material:

**Enclosed please find:**

- Technical Service Bulletin that provides the following information:
  - Vehicle Repair Procedures
  - Affected VIN Production Range
  - Warranty Claim Information

Also enclosed is a copy of the owner notification letter, a Q&A guide for recall questions, both of which describe the defect and the resulting risk to motor vehicle safety, and a list of retail Kia Sportage owners affected by the recall. The owner letter will be mailed in beginning April 13, 2005.

**What You Should Do**


Please make certain the appropriate personnel in your dealership are familiar with the details of this recall to ensure proper responses to customer inquiries and requests to have the recall performed on their 2005 Sportage vehicles.

**NHTSA ADVISORY:** It is a violation of Federal law for a dealer to deliver a new motor vehicle covered by this notification under a sale or lease until the defect is remedied.

**LEGAL PRIVACY LIABILITY NOTICE:** Pursuant to the terms of the Dealer Sales and Service Agreement and the Gramm-Leach-Bliley federal consumer privacy act, you are required to keep confidential any and all information and documents provided to you by Kia Motors America, Inc. or generated by you in the conduct of carrying out work under that Agreement regarding Kia vehicle purchasers and owners, including but not limited to warranty claim information. Kia dealers may use such owner information for the sole purpose of conducting and performing this voluntary recall campaign, and for no other purpose.

Your prompt attention in completing this recall is appreciated. If you have any questions, please contact your Kia District Parts/Service Manager.

Sincerely,

A handwritten signature in black ink, appearing to read "Jim Deel". The signature is fluid and cursive, with the first name "Jim" and last name "Deel" clearly distinguishable.

Jim Deel  
Manager Technical Field Operations

Enclosures



**QUESTIONS AND ANSWERS FOR SAFETY CAMPAIGN (SC044)**

**2005 Sportage Electronic Stability Program (ESP)**

**April 13, 2005**

**Q1. What sort of campaign is Kia conducting?**

A1. *Kia is conducting voluntary safety campaign regarding the ESP (Electronic Stability Program) on certain Kia Sportages in cooperation with the National Highway Traffic Safety Administration.*

**Q2. What vehicles are affected by the recall?**

A2. *All 2005 Kia Sportage's manufactured between June 24, 2004 and February 27, 2005.*

**Q3. What is the problem with the Sportage ESP?**

A3. *The ESP is designed to aid driver control of the vehicle in potentially unstable conditions (such as during severe turning, evasive movements, or driving on wet or icy roads). It monitors information from various vehicle sensors and then compares the driver's commands with the actual behavior of the vehicle. If an unstable condition is detected, the ESP is designed to intervene via the engine computer and brake system and attempts to stabilize the vehicle. The problem with the affected ESP is that it may cause the vehicle to experience deceleration or braking without notice due to its increased sensitivity.*

**Q4. What will happen if the ESP response is overly sensitive?**

A4. *The vehicle may decelerate or brake without warning.*

**Q5. Can you describe the recall campaign and fix?**

A5. *All owners of 2005 model year Sportage's will be notified to bring their vehicle to a Kia dealer to have the ESP's ECU upgraded with new logic to avoid this sensitive operation at no charge.*

**Q6. Have there been any deaths, injuries or incidents as a result of this defect?**

A6. *No*

**Q7. Has Kia had any litigation regarding this defect?**

A7. *No*

**Q8. How many customer vehicles are affected by this campaign?**

A8. *Approximately 7,619 Kia Sportage vehicles produced between June 24, 2004 and February 27, 2005.*

**Q9. How was this problem discovered?**

A9. *Kia became aware of this condition after receiving information from the European market in February 2005.*

**Q10. Will this cost Sportage owners any money?**

A10. *No. The ESP ECU will be upgraded at no cost.*

**Q11. What about customers who may have already paid to have the ESP ECU upgraded?**

A11. *All of the recalled vehicles are covered by a 5-year/60,000 mile warranty, so no customers should have had to pay for such an upgrade. However, if any customers did have an emergency repair where they could not get to a Kia dealership, Kia will reimburse them for that expense.*

**Q12. How long will the repair take?**

A12. *The repair will take less than one hour.*

**Q13. What should I do next?**

A13. *Owners are being asked to contact the nearest Kia dealer to schedule an appointment. You have the ability to turn off the ESP by pushing the button on your dashboard labeled ESP. When the ESP is turned off, the indicator light reading "ESP OFF" will display on*

*the instrument panel. This procedure is outlined in the Owner's Manual, pages 4-36 to 4-39. Please turn off the ESP until the upgrade has been performed on your vehicle. You will need to turn it off by pressing the button EACH time the engine is restarted. If you turn it off while driving, you should only do so while driving on a flat road surface.*

**Q13. How will owners of the affected vehicles be notified?**

A13. *Kia will be notifying owners of the affected vehicles by first-class mail beginning approximately April 18, 2005.*

**Q14. Are there any restrictions on an owner's eligibility?**

A14. *No*

**Q16. Where were the vehicles produced?**

A16. *The affected vehicles were produced at Kia's Hwasung plant in South Korea.*

**Q17. If a customer has an immediate question, where can they get further information?**

A17. *They can call Kia Consumer Affairs at 1-800-333-4542.*



VOLUME

3

GROUP Campaign

NUMBER 044

MODEL Sportage

DATE April 2005 3: 33

# TECHNICAL SERVICE BULLETIN

**SUBJECT:**  
RECALL CAMPAIGN: 2005 SPORTAGE ESP REPROGRAMMING

2005 APR 29 10:15 AM  
OFFICE OF DEFECTS INVESTIGATION

This bulletin provides information related to a recall campaign for 2WD and 4WD Sportage vehicles equipped with Electronic Stability Program (ESP) with production dates from 6/24/04 through 2/27/05.

Sportage vehicles within this production range may experience deceleration when driving or turning due to the sensitivity of the ESP logic. These Sportage vehicles ESP software logic must be reprogrammed to avoid this sensitivity of operation.

### ROM ID INFORMATION TABLE:

	SYSTEM	ECU/ESPP/N	ABS/TCS/ESP ROM ID	
			Current ROM ID	New ROM ID
ABS/TCS/ESP ASSEMBLY 2005MY SPORTAGE	4WD	58920 2E350	344GAN2S19 344GAM2S19 344GAL2R18 344GAK2Q18 344GAJ2P18	344GAO2T19
	2WD	58920 2E300	342GAJ2P19 342GAI2O18	342GAK2Q19

Use the 32MB blue reprogramming card that was sent to Kia retailers in October 2004. Download the latest Hi-Scan Pro reprogramming software for the 32MB (blue label) reprogramming card from the Kia Service Information System (KSIS). Click on the Downloads link located in the News Center on KSIS Home Page. Kia retailers can also order a CD (optional) by calling 866 KIA-TOOLS and ordering P/N 111242KM.

## \* NOTICE

There is no charge to the vehicle owner for this repair. Under applicable law, you may not sell or otherwise deliver any affected 2005 Sportage until it has been repaired, pursuant to the procedures set forth in this bulletin.

File Under: Campaign

- Circulate To:       General Manager     Service Manager     Parts Manager  
 Service Advisor(s)  Technician(s)     Body Shop Manager     Fleet Repair



**SUBJECT:**



**RECALL CAMPAIGN: 2005 SPORTAGE ESP REPROGRAMMING**

**\* NOTICE**

- A fully charged battery is necessary before reprogramming can take place. **DO NOT** connect a battery charger to the vehicle during reprogramming. Make sure the blower motor is 'OFF' during programming.
- All reprogramming must be done with the ignition key in the 'ON' position.
- Be careful not to disconnect any cables connected to the vehicle or Hi-Scan Pro during the reprogramming procedure.
- **DO NOT** start the engine during reprogramming.
- **DO NOT** turn the ignition key 'OFF' or interrupt the power supply during reprogramming.
- When the reprogramming is completed, turn the ignition key 'OFF' and wait several seconds before starting the engine.

**INSPECTION PROCEDURE:**

1. Open hood and check for SC044 Campaign Completion Label on the panel above the underhood fuse box.
  - If label exists, **NO FURTHER ACTION IS REQUIRED.**
  - If label **DOES NOT EXIST**, continue to Step 2.
  
2. Open driver's door, lift the weather strip on the driver's door and inspect for a small yellow paint dot on the window frame.
  - If paint dot exists, **NO FURTHER ACTION IS REQUIRED.**
  - If paint dot **DOES NOT EXIST**, continue to Steps 3-8.




**SUBJECT:**

**RECALL CAMPAIGN: 2005 SPORTAGE ESP REPROGRAMMING**


3. Attach the OBD-II Data Link Connector (DLC) cable to the Hi-Scan Pro main body and tighten the two screws securely.

**\* NOTICE**

**Do NOT interrupt the reprogramming at any time. The ECU may be rendered inoperative if the software does not download completely.**



4. Connect the OBD-II Data Link Connector (DLC) cable under the dashboard on the driver's side.



5. Select option for the correct model: "SPORTAGE (05 MY~)".

**KIA VEHICLE DIAGNOSIS** ▼

- 01. RIO
- 02. SPORTAGE (96~02MY)
- 03. SPORTAGE (05MY~)**
- 04. SEPHIA
- 05. SPECTRA
- 06. OPTIMA
- 07. SEDONA
- 08. SORENTO

**SUBJECT:**

**RECALL CAMPAIGN: 2005 SPORTAGE ESP REPROGRAMMING**

6. Select option: "BRAKE SYSTEM (ABS/TCS/ESP)".

**KIA VEHICLE DIAGNOSIS**

MODEL : SPORTAGE (05MY~) 2005MY

01. ENGINE CONTROL  
02. AUTOMATIC TRANSAXLE  
**03. BRAKE SYS (ABS/TCS/ESP)**  
04. SRS-AIRBAG  
05. FULL AUTO AIR/CON.  
06. 4 WHEEL DRIVE (4WD)  
07. BODY ELECTRI. SYS (ETACS)  
08. CODE SAVING

7. Select option: "ECU INFORMATION" to display version of software.

**1. KIA VEHICLE DIAGNOSIS**

MODEL : SPORTAGE (05MY~) 2005MY  
SYSTEM : BRAKE SYS (ABS/TCS/ESP)

01. DIAGNOSTIC TROUBLE CODES  
02. CURRENT DATA  
03. HCU AIR BLEEDING MODE  
04. ACTUATION TEST  
**05. ECU INFORMATION**  
06. FLIGHT RECORD  
07. DUAL DISPLAY  
08. SIMU-SCAN

8. Check the version in the brake system ECU information. If the version shows **344GAO2T19** or **342GAK2Q19** the reflash has already been performed. **DO NOT PROCEED.**

**Note:** Disregard the last 5-digits of the ECU information, as shown in the screen shot.

**ECU INFORMATION**

MODEL : SPORTAGE (05MY~) 2005MY  
SYSTEM : BRAKE SYS (ABS/TCS/ESP)

**JM ESP 2WD**

**342GAK2Q19-5-5224**

Software Version ID Number

SUBJECT:

**RECALL CAMPAIGN: 2005 SPORTAGE ESP REPROGRAMMING****AUTOMATIC REPROGRAMMING  
PROCEDURE:**

1. If the reflash is required: Remove the current system software card from the Hi-Scan Pro and insert the 32MB blue label reprogramming card into the Hi-Scan Pro top slot. Select option: "KM 05MY ESP LOGIC IMPROVEMENT" and press ENTER.
  
2. Select option: "SPORTAGE 05MY ESP LOGIC (AUTO)" and press ENTER.
  
3. Enter "0525" as the password for automatic update mode and press ENTER.

ITEM SELECTION
20. MS 2.7 INTERMITTENT HESITATION
21. SPECTRA 1.8 02-04MY TPS MODIFY
22. RIO 1.6D 04MY MAF SENSOR IMPROVE
<b>23. KM 05MY ESP LOGIC IMPROVEMENT</b>
24. LD 2.0 CVVT 1 → 2 SHIFT FEEL
25. SOFTWARE DOWNLOAD
F1 : CARD INFORMATION

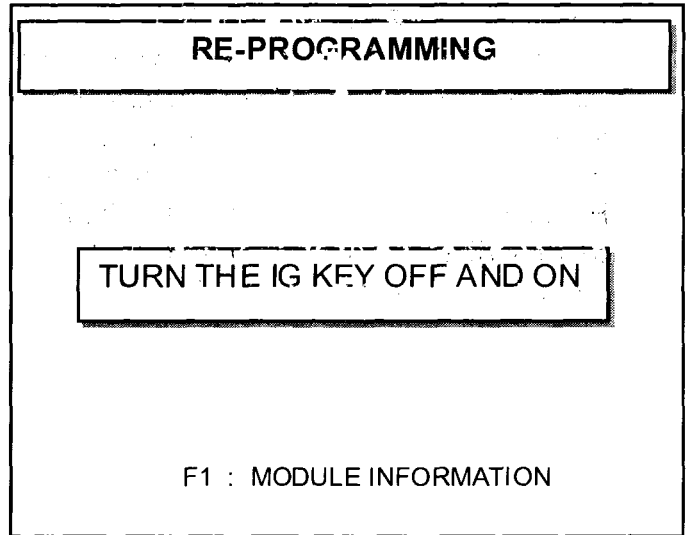
RE-PROGRAMMING
<b>01. SPORTAGE 05MY ESP LOGIC [AUTO]</b>
02. SPORTAGE 05MY ESP LOGIC [ERROR]
F1 : MODULE INFORMATION

RE-PROGRAMMING
01. SPORTAGE 05MY ESP LOGIC [AUTO]
02. SPORTAGE 05MY ESP LOGIC [ERROR]
<b>ENTER YOUR PASSWORD : 0525</b>
F1 : MODULE INFORMATION

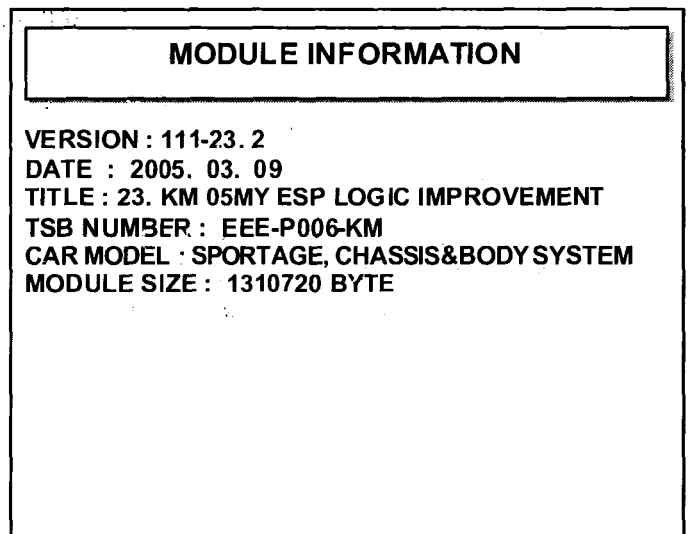
**SUBJECT:**

**RECALL CAMPAIGN: 2005 SPORTAGE ESP REPROGRAMMING**

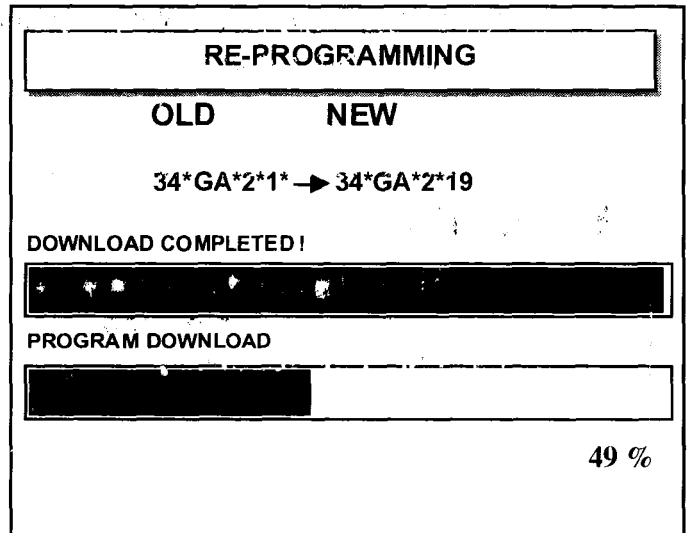
- 4. Cycle the ignition key to start the reflashing procedure. Follow the on-screen instructions.



- 5. ESP module information is displayed, as shown if the F1 button is pushed.



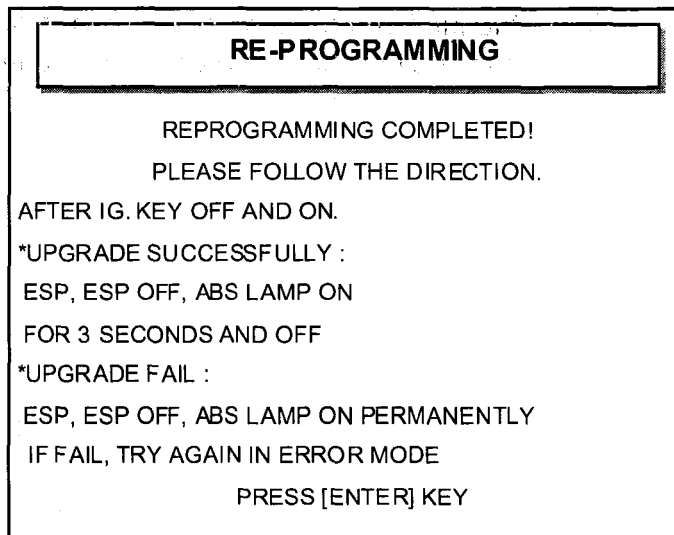
- 6. The Hi-Scan Pro will reprogram the ECU automatically. (See the ROM ID table on the front page for previous and new ESP module ROM ID's.)



SUBJECT:

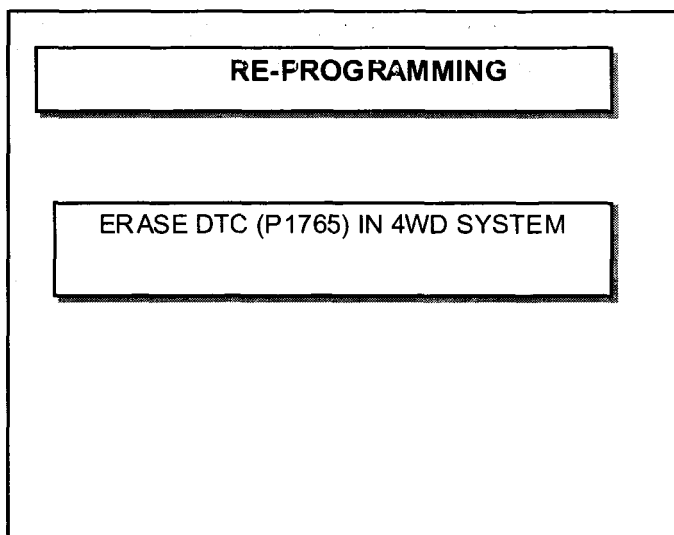
**RECALL CAMPAIGN: 2005 SPORTAGE ESP REPROGRAMMING**

- When the "REPROGRAMMING COMPLETED" message is displayed, turn the ignition key to the OFF position. Wait at least 3 seconds and then re-install the current system software card into the Hi-Scan Pro. Inspect the indicator lights as described on scan tool screen. All indicator lights should be OFF.



- If equipped with 4WD, a DTC P1765 will be stored and must be erased before the vehicle is returned to the customer. The 4WD indicator will be ON unless the code has been cleared.


**Note:** Refer to ESP Reprogramming Troubleshooting Guide on Page 10 if download does not work properly.



- Install SC044 Campaign Completion Label onto the panel above the underhood fuse box.

**\* NOTICE**

If reprogramming did NOT complete properly or was interrupted, repeat process using the following procedure.



**SUBJECT:**

**RECALL CAMPAIGN: 2005 SPORTAGE ESP REPROGRAMMING**

**MANUAL REPROGRAMMING PROCEDURE:**

1. Select option: "SPORTAGE 05MY ESP LOGIC [ERROR]" for manual reprogramming and press ENTER.

**\* NOTICE**  
 Do NOT interrupt the reprogramming at any time. The ECU may be rendered inoperative if the software does not download completely.

**RE-PROGRAMMING**

01. SPORTAGE 05MY ESP LOGIC [AUTO ]

02. SPORTAGE 05MY ESP LOGIC [ERROR]

F1 : MODULE INFORMATION

2. Choose your vehicle type; 2 WD or 4 WD and press ENTER.

**RE-PROGRAMMING**

02.SPORTAGE 05MY 2WD ESP : 58920-2E300

01.SPORTAGE 05MY 4WD ESP : 58920-2E350

3. Enter the correct password, as shown below:

Menu	Password
05MY Sportage 2WD	2350
05MY Sportage 4WD	2300

**\* NOTICE**  
 Be sure to input the correct password. If an incorrect password is selected, the correct software will NOT be downloaded.

**RE-PROGRAMMING**

01.SPORTAGE 05MY 4WD ESP : 58920-2E350

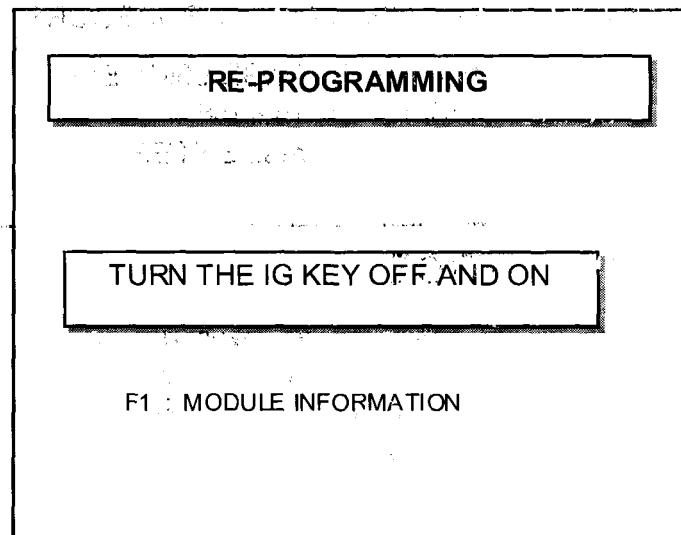
02.SPORTAGE 05MY 2WD ESP : 58920-2E300

ENTER YOUR PASSWORD : 23\*\*

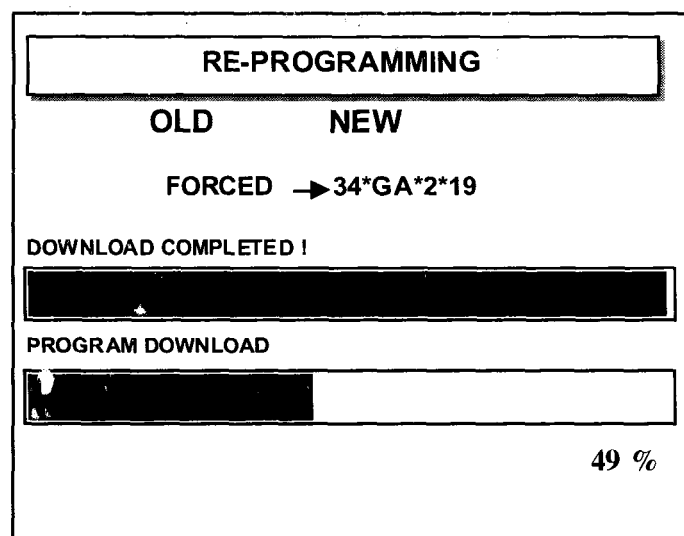
SUBJECT:

**RECALL CAMPAIGN: 2005 SPORTAGE ESP REPROGRAMMING**

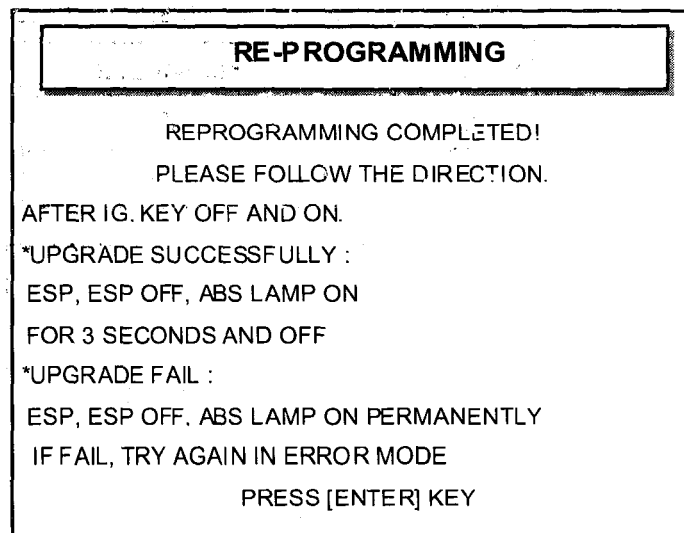
4. Cycle the ignition key to start the reflashing procedure.



5. The Hi-Scan Pro will reprogram the ECU manually. (See the ROM ID table on the front page for previous and new ESP module ROM ID's.)



6. When the "REPROGRAMMING COMPLETED" message is displayed, turn the ignition key to the OFF position. Wait at least 3 seconds and then re-install the current system software card to the Hi-Scan Pro. Inspect the indicator lights as described on scan tool screen. All indicator lights should be OFF.

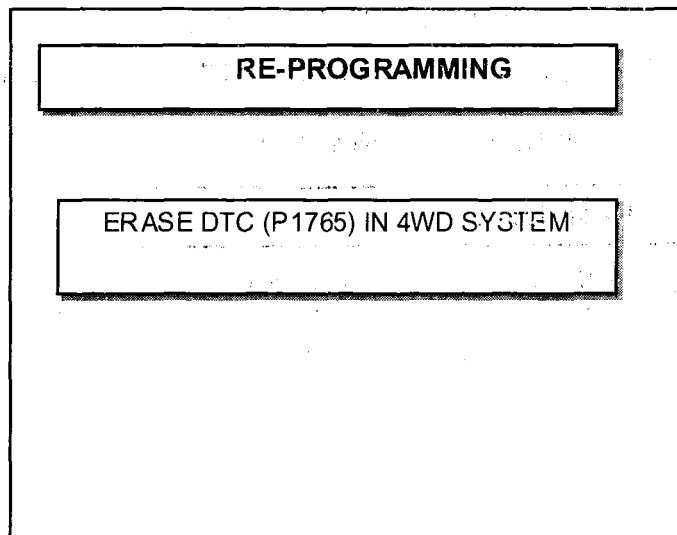





**SUBJECT:**

## **RECALL CAMPAIGN: 2005 SPORTAGE ESP REPROGRAMMING**

7. If equipped with 4WD, a DTC P1765 will be stored and must be erased before the vehicle is returned to the customer. The 4WD indicator will be ON unless the code has been cleared.



8. Install SC044 Campaign Completion Label onto the panel above the underhood fuse box.



### ESP REPROGRAMMING TROUBLESHOOTING GUIDE:

- "INVALID PASSWORD" - Enter the correct password for the automatic update mode again, **0525**
- "REPROGRAMMING ERROR PLEASE WAIT FOR RETRY" - An error occurred during reprogramming, the Hi-Scan Pro will retry the reprogramming automatically.
- "ALREADY REPROGRAMMED" - The reprogramming has previously been done on this vehicle.
- "REPROGRAMMING ERROR PLEASE CHECK SYSTEM" - In this case, you must reprogram manually by selecting menu option "SPORTAGE 05MY ESP LOGIC [ERROR]".

**SUBJECT:****RECALL CAMPAIGN: 2005 SPORTAGE ESP REPROGRAMMING**

## AFFECTED PRODUCTION RANGE:

2005 Sportage vehicles with production dates from 6/24/04 through 2/27/05.

## PART NUMBER INFORMATION:

Description	P/N
SC044 Campaign Completion Labels*	UP050 SC044

\*Extra campaign completion labels in sheets of 20 are available at no cost through the KMA parts system or your DPSM.

## WARRANTY CLAIM INFORMATION:

Claim Type	Causal P/N*	Qty.	Cond. Code	Cause Code	Repair Description	Labor OP Code	Time	Related Parts	Qty.
R	58920 2E350 58920 2E300	0	N13	C40	ESP Reprogramming	051017R0	0.3	N/A	0

\***Note:** Causal P/N 58920 2E350 is for 4WD vehicles.  
Causal P/N 58920 2E300 is for 2WD vehicles.