



AMERICAN SUZUKI MOTOR CORPORATION

December 19, 2005

2005 DEC 21 A 10:22

DEFECT INVESTIGATION

Mr. Daniel Smith  
Associate Administrator for Enforcement  
National Highway Traffic Safety Administration  
400 7th Street, S.W.  
Washington, D.C. 20590

0511-566  
(17 pages)

Dear Mr. Smith:

The following information is submitted in accordance with the defect reporting regulations in Title 49 of the Code of Federal Regulations, Part 573.

1. Name of Manufacturer and Importer

Manufacturer: Suzuki Motor Corporation

Importers:

Continental U.S. - American Suzuki Motor Corporation

Hawaii - Montgomery Motors, Ltd.

Puerto Rico - Suzuki Del Caribe, Inc.

2. Identification of Motor Vehicles Involved

Affected vehicles are all 2005 model year and certain 2006 model year Suzuki VZ800 and VL800 motorcycles. Refer to the attached table for details.

3. Total Number of Motor Vehicles Involved

23,839

4. Percentage of Motor Vehicles Estimated to Contain the Defect

Unknown

5. Description of Defect

The ignition switch wiring harness may have been improperly routed at the time of production. If the wiring harness is not routed properly, it can rub against the clutch cable/throttle cables. Continued rubbing can eventually lead to a short circuit which will cause the engine to stall. The lights may also go out, and the engine will be unable to be restarted. This can increase the risk of a crash.

6. Chronology of Principal Events

May, 2005 - Suzuki Motor Corporation received a report from the Japanese market about engine stalling due to an ignition switch wiring harness short circuit.

June - August, 2005 - Suzuki Motor Corporation received sporadic reports from American Suzuki Motor Corporation about incidents of ignition switch wiring harness damage and engine stalling, and initiated an investigation.

7. Description of Corrective Action

Suzuki will conduct a safety-related recall campaign to reroute the ignition switch wiring harness on any motorcycles that have improper wiring harness routing and to replace the ignition switch and wiring harness on any motorcycles that have a damaged wiring harness. American Suzuki Motor Corporation (ASMC) currently anticipates that it will notify Suzuki dealers about the recall on January 3, 2006, and will notify owners of affected vehicles about the recall within two weeks of dealer notification. We expect that distributors in Hawaii and Puerto Rico will follow a similar schedule.

Enclosed is a copy of ASMC's plan for reimbursing owners and purchasers who incurred costs for remedies in advance of recall notification.

8. Copy of Notices

Enclosed are a copy of the initial notification letter that Suzuki Motor Corporation sent to ASMC, a copy of ASMC's draft dealer notification letter, and a copy of ASMC's


draft owner notification letter.

9. Suzuki Campaign Number

2085

Sincerely,

AMERICAN SUZUKI MOTOR CORPORATION

A handwritten signature in black ink that reads "Kenneth M. Bush". The signature is written in a cursive style with a large, sweeping initial "K".

Kenneth M. Bush  
Associate Director, Government Relations

Attachment  
Suzuki Part 573 Report  
December 19, 2005

Identification of Affected Motorcycles  
By Model, Model Year, and Inclusive Dates of Manufacture

MODEL	MODEL YEAR	INCLUSIVE DATES OF MANUFACTURE	NO. OF UNITS
VZ800	2005	12/2/04 - 5/24/05	4,722
	2006	6/21/05 - 7/6/05	682
VL800T/Z	2005	5/11/04 - 6/1/05	16,011
VL800T	2006	6/1/05 - 7/6/05	2,424
		TOTAL	23,839

**CUSTOMER REIMBURSEMENT PLAN  
American Suzuki Motor Corporation**

If your motorcycle is included in the recall and you have paid for the repair or replacement of the ignition switch wiring harness, you may be eligible for full or partial reimbursement. Suzuki's reimbursement plan covers the following affected motorcycles: all 2005 model year Suzuki VZ800 and VL800 motorcycles, and all 2006 model year Suzuki VZ800 and VL800 motorcycles produced prior to July 7, 2005. Please note the following for which Suzuki may exclude reimbursement:

- Only repairs that are the subject of the safety recall are reimbursable. Additional expenses such as towing, rental, accommodations, damage repairs, etc will not be reimbursed.
- Reimbursement may be limited to suggested list price on parts and the Suzuki published flat rate time allowance.
- An owner will not be eligible for reimbursement if the expenses for repairs are incurred more than 10 days after the date of the last owner notification letter sent by Suzuki.
- Reimbursement claims may also be excluded when adequate documentation is not submitted by the claimant. Your authorized Suzuki dealer will request an original or copy of your receipt for the recall repair or replacement, and your owner notification letter.

To obtain information or request reimbursement, contact your Suzuki dealer or the American Suzuki Motor Corporation, Motorcycle Customer Service Department, PO Box 1100, Brea, CA 92822-1100, or call (714) 527-1490.



SUZUKI MOTOR CORPORATION  
SERVICE DEPARTMENT

Page: 1 / 2

Date: December 12, 2005

TO : A.S.M.C.

ATTN: Mr. Masaaki Kato, President (加藤社長殿)

Mr. Nobuo Fukui, Executive Director (福井 ED 殿)

**RE: Recall Campaign for VZ800, VL800/T/Z K5/6 Ignition Switch**

This is to notify you of the RECALL CAMPAIGN for ignition switch of VZ800, VL800/T/Z K5/6 models.

Ignition switch lead wire of these models is routed behind the switch body, with main harness, clutch cable and throttle cable. Due to tight layout on this position, outer cover of lead wire may be rubbed and damaged causing short circuit. When this lead wire short circuit with ignition switch, fuse will be burned causing engine stall due to electric power supply down.

Considering the situation, we decided to carry out the recall campaign.

You are kindly requested to organize the recall campaign on the affected units in your market. The modification is to be completed by changing the routing of this lead wire. In the case, if outer cover of lead wire is already damage, please replace the ignition switch with new one, with new routing.

The numbers of the affected units in your market is shown below.  
Please refer to the attached sheet for detail s.

Affected units: 23,299 units

We apologize for any inconvenience this may cause to you and thank you in advance for your kind understanding and cooperation.

Best regards,

Takao Kudo, Group Leader  
Service department  
Overseas Motorcycle Field Service Group



**Affected Model and VIN Range**

MODEL	ASSEMBLING DATE	START VIN	END VIN	Qty.
VZ800K5	2004/12/02 – 2005/05/24	JS1VS56A 52100031	JS1VS56A 52105190	4,602
VZ800K6	2005/06/21 – 2005/07/06	JS1VS56A 62100010	JS1VS56A 62100763	655
VL800/T/ZK5	2004/05/11 – 2005/06/01	JS1VS55A 52100020	JS1VS55A 52117470	15,686
VL800/TK6	2005/06/01 – 2005/07/06	JS1VS55A 62100013	JS1VS55A 62102646	2,356

Total: 23,299

**Campaign Parts and Special tool**

Campaign job is to change the routing of ignition switch lead wire, and this job requires no replacement part, nor special tool.

In the case if lead wire cover is already damaged, please replace the ignition switch referring to our service manuals. For the customer's convenience you may be required to replace as LOCK SET, consist of four components: ignition switch, fuel tank cap, side cover lock, and helmet lock, see our parts catalogue for appropriate parts number. Replacing the LOCK SET requires T30 and T40 Torx wrenches.

**Replacement Procedure**

Please refer to the attached sheets for changing the routing. In the case if change the LOCK SET, refer to our Service manuals.

**Warranty Handling Information**

This is a recall campaign that is acceptable only one time for one unit. The labor cost will be reimbursed upon your warranty applications.

Claim category	2 (Campaign)
Trouble Code	99-JH
Causal Part	Lock assy, steering
Causal Part No.	37100-41F90
Quantity	0
Basic code	SF9999
Labor hour	0.3 *

\* If changing the LOCK SET, apply 1.0 for labor hour.

END

## VZ800, VL800/T/Z K5/K6 Ignition switch lead wire rerouting procedure

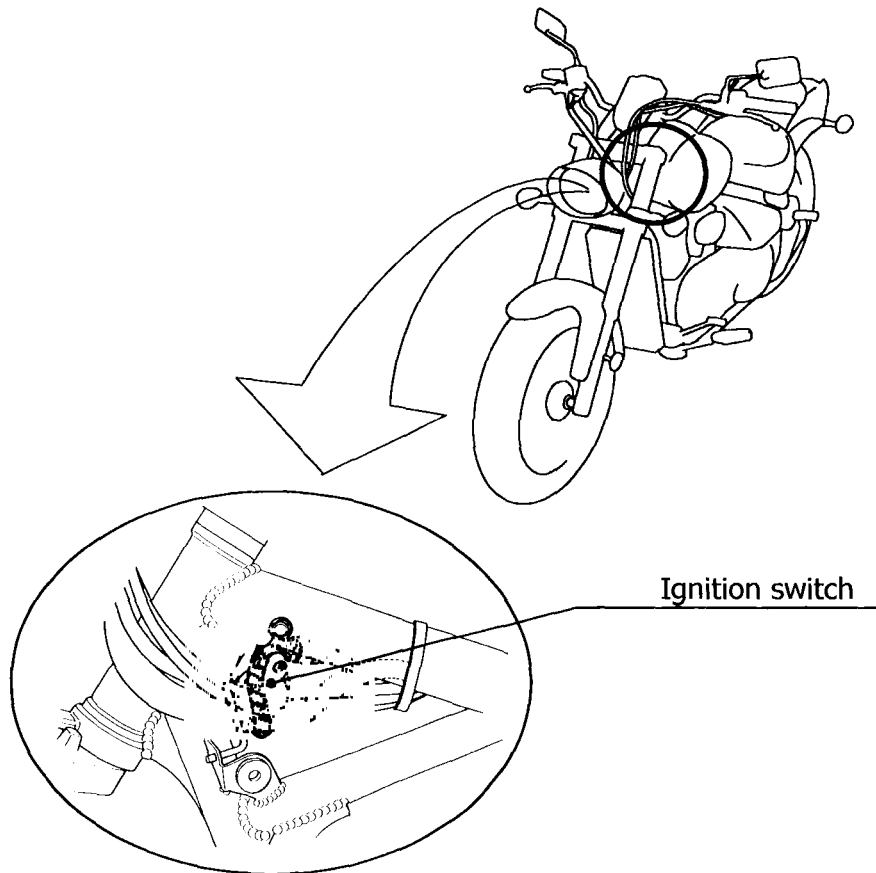
Note: Refer to the service manual for details which are not specified in this procedure.

### 1. Necessary Tools

- Hex. Wrench (6mm)
- Wrench (10 x 12 mm)

### 2. Job detail

Reroute the lead wire of ignition switch as to avoid tight binding of wires and cables. In the case if lead wire is already damaged, replace ignition switch as LOCK SET with new routing, referring service manual.



- Lift and slide the fuel tank approx. 50mm rearward.

Note:

- Protect frame and side covers by rag to prevent scratch.
- Note that lead wires and fuel hoses are being connected during this job. Pay attention their connection and routing, not to damage.
- Place handlebar straight. Steering right or left fully may hit the fuel tank with handlebar.




### 3. Frame head cover removal

- Remove ignition key, and remover RH frame cover.
- Remove LH frame cover.

Note:

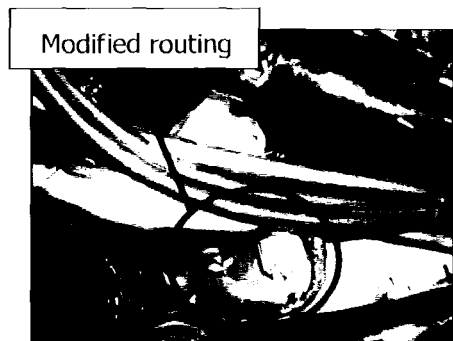
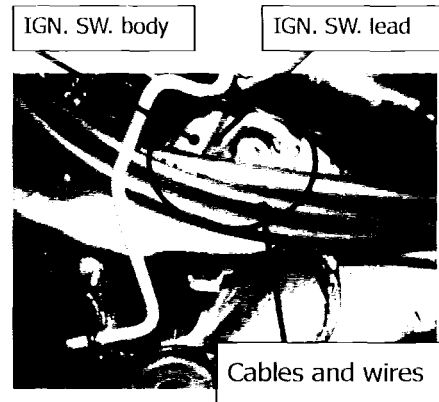
Frame cover can be removed by lift 10 mm upward then slide backward.

Be careful of loss the cap of RH cover



### 4. Check and reroute the lead wire

If the ignition switch lead wire is pinched in between ignition switch body and cables, remove throttle cable guide and reroute the lead wire. Ignition switch lead wire and coupler should be located underneath the switch body, see below picture.



Note:

In the case of wire damage...

If ignition switch lead wire is already damaged, replace the ignition switch as LOCK SET which consists of ignition switch, fuel tank cap, side cover lock and helmet lock, referring service manual.

#### 4. Reassembly

- Reassemble Throttle cable guide, frame head covers, fuel tank, seats in reverse order of disassembly.
- Check and reconfirm any damage and proper assembly.

Note:

Fuel tank and pillion rider seat of VZ800 and VL800 are not same, but above job procedure is common for both models.

END



# Service Bulletin

MOTORCYCLE / ATV DIVISION

4 - STROKE  
VS/VX/VZ/VL BULLETIN NO. 33  
DATE: 1/3/2006

**SAFETY RECALL CAMPAIGN**  
ALL 2005 AND CERTAIN 2006 VL800/T/Z BOULEVARD C50/T  
& VZ800 BOULEVARD M50 MOTORCYCLES  
IGNITION SWITCH INSPECTION/REPLACEMENT

**SUBJECT:** RECALL CAMPAIGN - IGNITION SWITCH INSPECTION/  
REPLACEMENT

**AFFECTED UNITS:** ALL 2005 and certain 2006 VL800/T/Z BOULEVARD C50/T and  
VZ800 BOULEVARD M50 motorcycles

**REFERENCE:** VL800 SERVICE MANUAL (PN 99500-38044-03E)  
VZ800 SERVICE MANUAL (PN 99500-38050-03E)

**ATTACHMENT:** CUSTOMER LETTER

**WHAT IS THE PROBLEM?**

This notice is sent to you in accordance with the requirements of the National Traffic and Motor Vehicle Safety Act.

Suzuki Motor Corporation has decided that a defect which relates to motor vehicle safety exists in all 2005 and certain 2006 model year VL800/T/Z C50/T and VZ800 M50 motorcycles. Suzuki Motor Corporation is conducting a voluntary Safety Recall Campaign.

The ignition switch wiring harness may have been improperly routed at the time of production. If the wiring harness is not routed properly, it can rub against the clutch cable/throttle cable. Continued rubbing may eventually lead to a short circuit which may cause the engine to stall and/or the lights to go out. If the engine stalls the rider may be unable to restart it. This can increase the risk of a crash.

***STOP DELIVERY OF 2005 ~ 2006 VL800/T/Z AND VZ800 MOTORCYCLES IMMEDIATELY***

**DO NOT DELIVER** an affected NEW or USED 2005 OR 2006 VL800/T/Z C50/T OR VZ800 M50 motorcycle to a customer until you have completed, or verified completion of, the procedures in this bulletin.

It is a violation of Federal law to deliver any new vehicle subject to a safety recall campaign under a sale or lease until the defect or noncompliance has been corrected. You must verify this on the Suzuki "Certificate of Vehicle Pre-Delivery" form, which is to be completed for all new and used vehicle sales.

**WHAT WILL SUZUKI DO?**

Suzuki is recalling affected units for inspection of the ignition switch wiring harness. Suzuki will replace the lock set including the ignition switch if damage due to rubbing between the clutch cable/throttle cable and the ignition switch wiring harness is present. Instructions are provided in this bulletin for correct routing of the ignition switch wiring harness to prevent rubbing.

**AFFECTED UNIT VIN RANGES:**

The VIN ranges of the affected VL800/T/Z C50/T and VZ800 M50 models are listed below. Confirmation of an affected unit can be checked on SCAT.

VL800/T/ZK5 C50/T	JS1VS55A*52100020 through JS1VS55A*52117470
VL800/T/K6 C50/T	JS1VS55A*62100013 through JS1VS55A*62102646
VZ800K5 M50	JS1VS56A*52100031 through JS1VS56A*52105190
VZ800K6 M50	JS1VS56A*62100010 through JS1VS56A*62100763

Repair completion can be verified by inspecting the right side of the steering head pipe for an identification punch mark located after the Vehicle Identification Number.

**WHAT YOUR DEALERSHIP WILL DO:**

**CUSTOMER NOTIFICATION:**

In the Safety Recall Campaign letter that will be mailed on January 6, 2006 (see attachment), customers are being advised to contact the Suzuki dealer where they purchased their affected units to schedule an appointment to have the ignition switch wiring harness inspected. As some customers may have moved to other communities since their motorcycle purchase, you may also receive calls from customers who purchased their Suzuki elsewhere. Once you are contacted by the owner of an affected unit, please arrange an appointment for a recall inspection. Also, let your customers know that the Safety Recall Campaign service will be performed at no cost to them for parts and labor.

**UNREGISTERED UNITS:**

If your dealership sold an affected unit to a customer, but has not yet submitted a SCAT registration, send the sales information to American Suzuki **AT ONCE**. We will send the customer an owner notification letter when we receive the sales information from your dealership.

Since only you know the identity of these customers, **you must immediately notify these customers of the Safety Recall Campaign**. Please telephone all of these customers and inform them of the need to stop riding their affected motorcycle.

**ORDERING PARTS FOR THE SAFETY RECALL CAMPAIGN:**

You will be responsible for ordering the lock set and clutch cable/throttle cable if replacement is required for your customer's motorcycle using your normal parts ordering methods.

**IMPORTANT:**

Successful completion of this safety recall campaign depends on your efforts. It is your responsibility to repair any affected unit within the VIN range at no cost to the customer for recall service parts and labor. Incidental costs your customers may incur are not normally covered. However, if you have a customer with special needs, contact your Technical Service Manager (800/765-3251) to discuss possible solutions.

**REPAIR PROCEDURE:**

1. Remove rear and front seats. (Refer to VL800 Service Manual, Pages 7-2,3 and VZ800 Service Manual, Page 8-3)
2. Remove the bolt securing the rear of the fuel tank to the frame. Lift and slide the fuel tank approximately 50mm rearward. Protect the frame and side covers with a rag to prevent scratches. Note that the lead wires and fuel hoses are still connected. Pay attention to their connections and routing so as not to damage them. Keep the handlebars straight. Turning the handlebars right or left fully may hit the fuel tank and damage it.

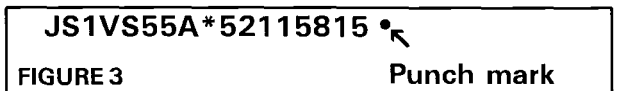
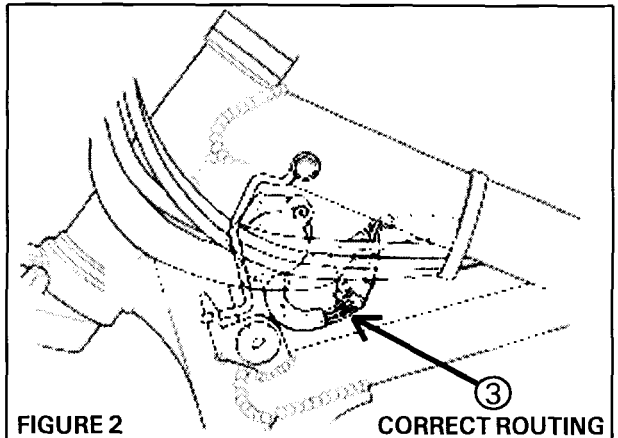
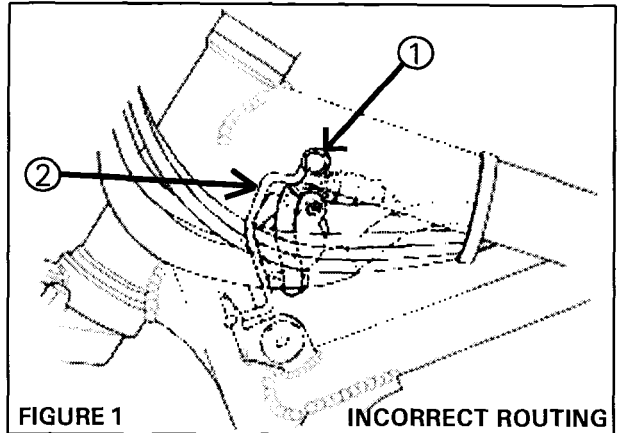
**REPAIR PROCEDURE CONTINUED:**

3. Remove ignition key and right side frame head cover. Remove left side frame head cover.
4. Inspect the ignition switch wiring harness ③ routing. If correct, re-install the frame head covers, fuel tank and front and rear seats. Proceed to Step 7.
5. If routing is incorrect, remove guide bolt ① and guide ② only. Inspect and re-route wires as shown in Figure 2.

If the protective covering over the ignition switch sub-harness is cut and the insulation of the lead wires is cut and/or abraded, replace the ignition switch and lock set. (Refer to VL800 Service Manual page 8-29 and VZ800 Service Manual page 9-35 for ignition switch replacement).

If the wire insulation is not cut and only the outer protective covering is damaged/cut, wrap the sub-harness with several wraps of electrical tape. In addition, if the clutch cable/throttle cable is damaged replace as necessary.

6. Re-install the cable guide, frame head covers, fuel tank and front and rear seats.
7. Turn on the ignition switch to confirm all of the electrical components are functioning properly (lights are working, engine starts and runs, etc.). Test ride the motorcycle.
8. Place an identification punch mark on the frame just after the Vehicle Identification Number per Figure 3 to confirm that the recall service has been completed. The VIN is located on the right side of the steering head pipe.



**WARRANTY REIMBURSEMENT & CLAIM INFORMATION:**

Use **SCAT Short Form** for inspection and re-routing only (no parts replacement). The flat-rate time for inspection and re-routing of the ignition switch wiring harness is 0.3 hr.

<b>RECALL CAMPAIGN IGNITION SWITCH INSPECTION/REPLACEMENT SCAT Short Form Instructions</b>	
CLAIM NUMBER:	Dealer enters number
ENTRY TYPE:	Model, Frame
(Dealer Chooses)	Control Sequence
	VIN
REPAIR DATE:	Enter date of repair
MILEAGE:	Enter mileage on unit
CAMPAIGN:	2085

**WARRANTY REIMBURSEMENT & CLAIM INFORMATION CONTINUED:**

The flat-rate time for inspection, re-routing, and lock set replacement is 1.0 hr.

<b>RECALL CAMPAIGN IGNITION SWITCH INSPECTION/REPLACEMENT SCAT Long Form Instructions</b>	
<i>Claim Type for unit with ADDITIONAL time or parts required</i>	
CLAIM NUMBER:	Dealer enters number
ENTRY TYPE:	Model, Frame
(Dealer Chooses)	Control Sequence
	VIN
REPAIR DATE:	Enter date of repair
MILEAGE:	Enter mileage on unit
CAMPAIGN:	2085
CAMPAIGN PART:	99103-11205
ADDTL. PART NUMBERS:	List All Parts Replaced
COMPLAINT CODE:	99
DEFECT CODE:	JH
LABOR OPERATION:	SF9999
LABOR TIME:	Inspection, re-routing, and lock set R&R 1.0 hr
FAILURE DESCRIPTION:	Performed Campaign Repair

*SCAT Long Form warranty claim entries with additional parts or labor require a prior authorization (PAS) code from TECH-LINE or your Technical Service Manager, or the SCAT system will not accept the claim.*

**CUSTOMER SATISFACTION:**

We understand and apologize for any inconvenience this recall campaign may cause you or your customers.

Thank you for your cooperation in conducting this very important campaign for your customers' safety and satisfaction.

Only your conscientious action at the dealership level can lead to a successful campaign conclusion. Please remind your staff to be sympathetic and sensitive to your customers' feelings. Please extend Suzuki's apologies for any inconvenience this recall campaign may cause them.

**AFFECTED DEPARTMENTS:**

The following departments in your dealership should be notified of this information:

Management     Service     Warranty     Sales     Parts     Accessories

American Suzuki Motor Corporation  
Technical Service Department  
Motorcycle / ATV



AMERICAN SUZUKI MOTOR CORPORATION  
MOTORCYCLE

January 6, 2006

**SAFETY RECALL CAMPAIGN**  
**ALL 2005 AND CERTAIN 2006 VL800/T/Z BOULEVARD C50/T**  
**& VZ800 BOULEVARD M50 MOTORCYCLES**  
**IGNITION SWITCH INSPECTION/REPLACEMENT**

Dear Suzuki Owner:

This notice is sent to you in accordance with the requirements of the National Traffic and Motor Vehicle Safety Act.

**What is the reason for this notice?**

Suzuki Motor Corporation has decided that a defect which relates to motor vehicle safety exists in all 2005 and certain 2006 model year VL800/T/Z C50/T and VZ800 M50 motorcycles. Suzuki Motor Corporation is conducting a voluntary Safety Recall Campaign.

**What is the problem?**

The ignition switch wiring harness may have been improperly routed at the time of production. If the wiring harness is not routed properly, it can rub against the clutch cable/throttle cable. Continued rubbing may eventually lead to a short circuit which may cause the engine to stall and/or the lights to go out. If the engine stalls, you may be unable to restart it. If this happens, it will increase the chance you could be in a crash resulting in serious injury or death.

**▲ WARNING**

**SUZUKI STRONGLY RECOMMENDS THAT YOU DO NOT RIDE YOUR AFFECTED 2005 OR 2006 VL800/T/Z BOULEVARD C50/T OR VZ800 BOULEVARD M50 MOTORCYCLE UNTIL THE IGNITION SWITCH INSPECTION/REPLACEMENT HAS BEEN COMPLETED**  
To minimize the risk of injury or death, do not ride, or allow anyone else to ride, your 2005 or 2006 model year VL800/T/Z C50/T and VZ800 M50 until a Suzuki dealer has completed the recall service.

**What is Suzuki doing to solve the problem?**

The repair consists of thoroughly inspecting and re-routing the ignition switch wiring harness. If damage has occurred from rubbing, Suzuki will replace the lock set including the ignition switch along with the clutch cable/throttle cable if necessary. Repair time is approximately 1 hour and will be performed at no cost to you for parts or labor.

**How do I receive the fastest possible service?**

Suzuki understands that your riding time is precious. Our suggestion is to work closely with your authorized dealer to get the recall service scheduled and performed on your motorcycle as quickly as possible. Schedule an appointment for the recall service to be performed. Parts are currently available. It will be necessary for your dealer to order the parts. It may be necessary to leave your motorcycle with the dealer overnight, so check with your dealer.

When you pick up your repaired motorcycle, please allow a few extra minutes for your dealer to prepare and complete the necessary warranty paperwork with you.

## CUSTOMER NOTIFICATION LETTER - Page Two of Two

### **How do I receive the fastest possible service (cont.)**

If you have special circumstances, discuss them with your Suzuki dealer. Suzuki understands that some customers may have difficult circumstances to overcome in bringing their motorcycle to the dealership for repair. We have asked your Suzuki dealer to work closely and flexibly with you to arrange alternative, but reasonable solutions for your special requests. Please remember however, that each dealership has its own limitations in providing special assistance due to staff size, available time and dealership location. Your dealer can also consult with Suzuki on other alternatives.

### **Questions & Answers**

Your Suzuki dealer has been provided specific and complete instructions regarding this recall service. Please call your dealer if you have any questions. Your local Suzuki dealer can provide the fastest responses to your questions or concerns about the recall service. Your dealer can also contact Suzuki on your behalf if you have a unique question or concern.

If you have difficulty having the recall service performed on your motorcycle you may contact the American Suzuki Customer Service Department for assistance at 714-572-1490. You will need to have your Vehicle Identification Number ready when calling.

If you believe that (1) Suzuki or your Suzuki dealer has failed to or is unable to perform the recall service without charge, or (2) you believe Suzuki has failed to or is unable to perform the recall procedure to your vehicle within 60 days after you first brought your vehicle to your Suzuki dealer after January 6, 2006 you may submit a complaint to the Administrator, National Highway Safety Administration, 400 Seventh Street, S.W., Washington, D.C. 20590 or call the toll free Vehicle Safety Hotline at 1-888-327-4236 (TTY: 1-800-424-9153); or go to <http://www.safercar.gov>.

### **Locating an alternate dealer**

Suzuki dealers can be located on the internet at [www.suzukicycles.com](http://www.suzukicycles.com) or by calling 1(800) 828-7433.

### **Customer Reimbursement**

If your motorcycle is included in the recall and you have paid for the repair or replacement of the ignition switch, you may be eligible for full or partial reimbursement. Please note the following for which Suzuki may exclude reimbursement:

- Only repairs that are the subject of the safety recall are reimbursable. Additional expenses such as towing, rental, accommodations, damage repairs, etc will not be reimbursed.
- Reimbursement may be limited to suggested list price on parts and the Suzuki published flat rate time allowance.
- An owner will not be eligible for reimbursement if the expenses for repairs are performed more than 10 days after the date of this letter.
- Reimbursement claims may also be excluded when adequate documentation is not submitted by the claimant. Your authorized Suzuki dealer will request an original or copy of your receipt for the recall repair or replacement, and your owner notification letter.

To obtain information or request reimbursement, contact your Suzuki dealer or the American Suzuki Motor Corporation, Motorcycle Customer Service Department, PO Box 1100, Brea, CA 92822-1100, or call (714) 572-1490. You will need to have your Vehicle Identification Number ready when calling.

We thank you for your prompt attention to completing this recall service on your Suzuki motorcycle. We apologize for any inconvenience this campaign causes you. Your safety, satisfaction and riding enjoyment are priorities for Suzuki.

Sincerely,

American Suzuki Motor Corporation