

95V-531
(Page 16)

2 November 2005

Mr. Kenneth Weinstein
Administration for Safety Assurance
National Highway Traffic Safety Administration
400 Seventh Street S.W.
Washington, DC 20590

RE: Safety Defect Report

Dear Mr. Weinstein:

THOR California, Inc. has decided that a safety defect exists in fifth-wheel trailers as listed below, and is furnishing this notification in accordance with *49 CFR Part 573 Defect and Noncompliance* reports.

The following is the information required by *49 CFR Part 573*:

This report was prepared on 2 November 2005
THOR California, Inc. has assigned [XXX-XXX] as an identification code to this recall.

(1) The affected trailers were manufactured by:

THOR California, Inc.
14255 Elsworth St.
Moreno Valley, CA 92553-9013

The agency should contact the following individual with respect to this recall:

Brad Williams
Director of Service
THOR California, Inc.
14255 Elsworth St.
Moreno Valley, CA 92553-9013
(951) 697-4190
bwilliams@thorca.com

(2) The vehicles involved in this recall are:

Model year 2005 Wanderer 365WTB Vortex fifth-wheel trailers
Model year 2005 Tahoe 36WTB Transport fifth-wheel trailers
Model year 2005 Tahoe 39WTB Transport fifth-wheel trailers
trailers manufactured during the period from January 25, 2005 through September 29, 2005, all of which were built on SteelCo chassis.

- (3) THOR California, Inc. reports:
Wanderer 365WTB Vortex fifth-wheel trailers - 155 units
Tahoe 36WTB Transport fifth-wheel trailers - 184 units
Tahoe 39WTB Transport fifth-wheel trailers - 48 units
for a total of 387 as the number of units containing the safety defect.
- (4) THOR California, Inc. estimates that 100% of the above listed trailers contain the safety defect.
- (5) On trailers affected by this recall, a possibility exists that the slideout control switch may fail under high current loads, and overheat possibly causing a fire.
- (6) The defect was discovered after a single fire incident related to this defect. A field repair was developed and is outlined in the Service Bulletin. THOR California, Inc. is not aware of any injuries that have resulted from this safety defect. THOR California, Inc. is not aware of any accidents that have resulted from this safety defect.
- (7) Not applicable.
- (8) THOR California, Inc. will, through its dealer service network, replace the slideout control switch with a more robust unit and replace the slideout resettable circuit breaker with a slow blow, ceramic, cartridge fuse and fuse holder assembly. THOR California, Inc. will, through its dealer service network, perform this repair at no charge to the customer. A production design change has remedied the defect in subsequent production.
- (9) THOR California, Inc. intends to conduct a dealer notification mailing no later than 21 November 2005.
THOR California, Inc. intends to conduct a customer notification mailing no later than 21 November 2005.
- (10) THOR California, Inc. does not foresee any problems with implementing this voluntary recall campaign.
- (11) Copies of subsequent correspondence will be submitted to NHTSA within five (5) working days of distribution. This correspondence will include:
- a) Letter of dealer notification
 - b) Letter of customer notification
 - c) Service Bulletin

Drafts of the service bulletin and letter to dealers and owners have been included for your review.

Sincerely,



Brad Williams
Director of Service
THOR California, Inc.

You should call your dealer or service center at your earliest convenience to schedule an appointment. When you take your trailer to the dealer, please bring this letter and your warranty/ownership documents with you. This will allow the dealer to prepare the necessary warranty forms most efficiently. The work will take about one hour to complete. However, additional time may be required depending on how dealer appointments are scheduled and processed. Once the repairs are completed, please present the attached postcard to the repair facility for submission to THOR California.

If the defect referred to above has been repaired on your trailer before you received this recall notification, and if you incurred any direct cost in connection with obtaining such repair, you may seek reimbursement from THOR California. In order to obtain reimbursement, you must submit the following information: (1) *your name and mailing address*; (2) *the Vehicle Identification Number (VIN) for your trailer*; (3) *a reference to this recall campaign XXX-XXX*; (4) *a copy of the receipt or invoice for the repair*.

This reimbursement may be obtained by sending your request for reimbursement along with the above information to:

*THOR California, Inc.
14255 Elsworth Street
Moreno Valley, CA 92553-9013
Customer Relations Department: (888) 697-8467*

We have notified the National Highway Traffic Safety Administration of the recall and the procedures involved. However, should THOR California fail or be unable to correct the defect, without charge, you may write to:

*Administrator
National Highway Traffic Safety Administration
400 Seventh Street, SW
Washington, DC 20590*

or call the toll-free Auto Safety Hotline at (888) 327-4236

or access the email address at the NHTSA Web site: <http://www.safercar.gov>

Federal regulations require that any vehicle lessor receiving this recall notice must forward a copy of this notice to the lessee within ten days.

We regret any inconvenience that this action may cause you. However, we are concerned about your safety. Thank you for your patience and support in helping us to keep you safe. We appreciate your continued loyalty to and confidence in THOR California and our products. It is our goal to continue to provide you with high-quality, high-value products for your recreational experience.

Sincerely Yours,

THOR California, Inc.

THOR CALIFORNIA

RECALL NOTICE

RECALL CAMPAIGN No. XXX-XXX

VIN:

This notice is sent to you in accordance with the requirements of the *National Traffic and Motor Vehicle Safety Act*.

REASON FOR NOTIFICATION

THOR California, Inc. has decided that a defect which relates to motor vehicle safety exists in certain 2005 TAHOE 36WTB Transport model fifth-wheel trailers manufactured during the period from January 25, 2005 through September 29, 2005. According to our records, your trailer is in this group. For this reason we ask that you arrange for your dealer to correct your vehicle without delay. The service and required parts will be provided free of charge. If you have sold or traded your trailer, please fill out the enclosed postcard and mail it to THOR California so that we can locate the current owner of the trailer.

DESCRIPTION OF DEFECT

We have determined that there is a possibility of overloading the slideout resettable circuit breaker and the slideout control switch. Although the control switch is rated for the current load, in some circumstances, the switch may fail. The resettable circuit breaker may not adequately protect the circuit. A fire may result. A Safety Recall procedure has been initiated to replace the slideout control switch with a new switch, and to replace the resettable circuit breaker with a slow blow, ceramic, cartridge fuse.

DESCRIPTION OF REMEDY

The campaign to be implemented by THOR California to remedy the defect includes this notification to all current owners of the subject trailers. To correct the defect, your dealer will:

- a) Replace the slideout control switch.
- b) Replace the slideout resettable circuit breaker with a slow blow, ceramic, cartridge fuse and fuse holder assembly.

Failure to have this important recall completed may result in an electrical overload in the slideout control circuit, and the possibility of a fire. Please have this recall performed as soon as possible. Failure to do so could legally be determined to be lack of proper maintenance of your trailer.

WHAT WE WOULD LIKE YOU TO DO

Please take your trailer to your selling dealer or any other authorized THOR California servicing dealer to have the repairs performed. Dealers and service centers have been informed of this recall and are prepared to perform it to your satisfaction. This recall will be performed at no cost to you.

THOR CALIFORNIA

RECALL NOTICE

RECALL CAMPAIGN No. XXX-XXX

VIN:

This notice is sent to you in accordance with the requirements of the *National Traffic and Motor Vehicle Safety Act*.

REASON FOR NOTIFICATION

THOR California, Inc. has decided that a defect which relates to motor vehicle safety exists in certain 2005 WANDERER 365WTB Vortex model fifth-wheel trailers manufactured during the period from January 25, 2005 through September 29, 2005. According to our records, your trailer is in this group. For this reason we ask that you arrange for your dealer to correct your vehicle without delay. The service and required parts will be provided free of charge. If you have sold or traded your trailer, please fill out the enclosed postcard and mail it to THOR California so that we can locate the current owner of the trailer.

DESCRIPTION OF DEFECT

We have determined that there is a possibility of overloading the slideout resettable circuit breaker and the slideout control switch. Although the control switch is rated for the current load, in some circumstances, the switch may fail. The resettable circuit breaker may not adequately protect the circuit. A fire may result. A Safety Recall procedure has been initiated to replace the slideout control switch with a new switch, and to replace the resettable circuit breaker with a slow blow, ceramic, cartridge fuse.

DESCRIPTION OF REMEDY

The campaign to be implemented by THOR California to remedy the defect includes this notification to all current owners of the subject trailers. To correct the defect, your dealer will:

- a) Replace the slideout control switch.
- b) Replace the slideout resettable circuit breaker with a slow blow, ceramic, cartridge fuse and fuse holder assembly.

Failure to have this important recall completed may result in an electrical overload in the slideout control circuit, and the possibility of a fire. Please have this recall performed as soon as possible. Failure to do so could legally be determined to be lack of proper maintenance of your trailer.

WHAT WE WOULD LIKE YOU TO DO

Please take your trailer to your selling dealer or any other authorized THOR California servicing dealer to have the repairs performed. Dealers and service centers have been informed of this recall and are prepared to perform it to your satisfaction. This recall will be performed at no cost to you.

You should call your dealer or service center at your earliest convenience to schedule an appointment. When you take your trailer to the dealer, please bring this letter and your warranty/ownership documents with you. This will allow the dealer to prepare the necessary warranty forms most efficiently. The work will take about one hour to complete. However, additional time may be required depending on how dealer appointments are scheduled and processed. Once the repairs are completed, please present the attached postcard to the repair facility for submission to THOR California.

If the defect referred to above has been repaired on your trailer before you received this recall notification, and if you incurred any direct cost in connection with obtaining such repair, you may seek reimbursement from THOR California. In order to obtain reimbursement, you must submit the following information: (1) your name and mailing address; (2) the Vehicle Identification Number (VIN) for your trailer; (3) a reference to this recall campaign **XXX-XXX**; (4) a copy of the receipt or invoice for the repair.

This reimbursement may be obtained by sending your request for reimbursement along with the above information to:

*THOR California, Inc.
14255 Elsworth Street
Moreno Valley, CA 92553-9013
Customer Relations Department: (888) 697-8467*

We have notified the National Highway Traffic Safety Administration of the recall and the procedures involved. However, should THOR California fail or be unable to correct the defect, without charge, you may write to:

*Administrator
National Highway Traffic Safety Administration
400 Seventh Street, SW
Washington, DC 20590*

or call the toll-free Auto Safety Hotline at (888) 327-4236

or access the email address at the NHTSA Web site: <http://www.safercar.gov>

Federal regulations require that any vehicle lessor receiving this recall notice must forward a copy of this notice to the lessee within ten days.

We regret any inconvenience that this action may cause you. However, we are concerned about your safety. Thank you for your patience and support in helping us to keep you safe. We appreciate your continued loyalty to and confidence in THOR California and our products. It is our goal to continue to provide you with high-quality, high-value products for your recreational experience.

Sincerely Yours,

THOR California, Inc.

CALIFORNIA RECALL SERVICE BULLETIN

THOR CALIFORNIA, INC.
14255 Elsworth Street
Moreno Valley, California 92553

Date: 25 October 2005

Ref. #:

Subject:

**Slideout Switch and Circuit
Breaker Replacement**

Application:

**2005 Tahoe 36WTB Transport
2005 Tahoe 39WTB Transport**

This bulletin describes the procedure to replace the slideout switch and the slideout circuit breaker.

Parts/Materials Required

- 1 R000012, Tahoe Slideout Switch Recall kit. This kit contains the following:
 - 1 Preassembled switch/harness assembly
 - 1 Preassembled fuse/fuse holder (Bussmann BK/MDA 25A or equivalent)


Tools Required


Square-head screwdriver
Wire stripping tools
Wire cutting tools
Wire connector crimping tool
Hand tools as needed
Volt meter

Procedure

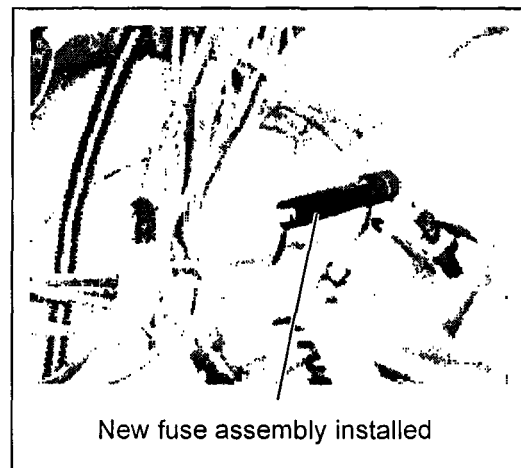
A. Replacement of Slideout Circuit Breaker

1. Disconnect the battery cables at the battery. Remove the positive (red) first and then the negative (black). Disconnect all 120-volt AC power (shore cord, etc.).
2. The circuit breaker for the slideout is located behind the converter (under the refrigerator). Open the converter front panel and remove the attachment screws. Carefully pull the converter out.



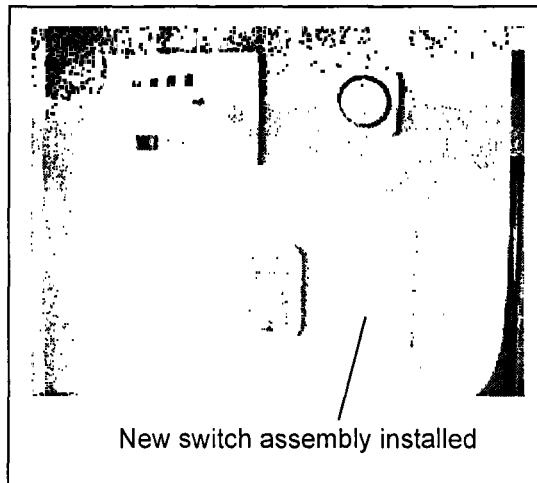


3. Locate the slideout circuit breaker on the floor behind the converter.
4. Cut the wires loose from the circuit breaker. Remove and discard the circuit breaker.
5. Strip the wires cut in step 5 and attach the fuse holder/fuse assembly. Crimp the connectors securely.
7. Carefully reinstall the converter.



B. Replacement of Slideout Switch

1. Remove the slideout switch from the end of the cabinet, and pull the wires out so that the red, black, blue and white wires are four to six inches out from the wall.
2. Cut the wiring harness and switch from the red, black, blue and white wires at the crimp connection.
3. Discard the old switch and wiring harness.
4. Strip the red, black, blue, and white wires and attach to the new harness/switch assembly.
 - Red - 12-volts positive from the battery
 - Black - Ground (-)
 - Blue - motor lead 1
 - White - Motor lead 2
5. Temporarily reconnect battery cables. Verify with a volt meter that 12-13 volts DC is across the red and black wires. No voltage should be indicated when measuring across the black and blue or black and white wires. When correct voltage and polarity has been verified, disconnect battery cables and crimp connectors securely.
5. Reassemble the switch assembly to the cabinet end wall. Some cutting and fitting may be required as the new switch and connectors is larger than the old one. Tighten screws, but don't overtighten.
6. Reconnect battery cables, positive (red) first and then negative (black). Check the chassis ground connection. It should be made with a star washer to bare metal for good contact.
7. Test switch operation with a fully-charged battery, but not with the trailer connected to shore power for the test.



Warranty Labor Allowance:

**Prior authorization is required for this repair.
Call for authorization.**

Flat Rate Code: 118080 Recall XXXXXX 1hr. PAR

THOR CALIFORNIA, INC.
14255 Elsworth Street
Moreno Valley, California 92553

Date: 25 October 2005

Ref. #:

Subject:

**Slideout Switch and Circuit
Breaker Replacement**

Application:

2005 Wanderer 365WTBVortex

This bulletin describes the procedure to replace the slideout switch and the slideout circuit breaker.

Parts/Materials Required


- 1 R000011, Wanderer Slideout Switch Recall kit. This kit contains the following:
 - 1 Preassembled switch/harness assembly
 - 1 Preassembled fuse/fuse holder (Bussmann BK/MDA 25A or equivalent)
 - 1 Switch wall adapter plate
 - 2 Switch plate attachment screws

Tools Required


- Square-head screwdriver
- Wire stripping tools
- Wire cutting tools
- Wire connector crimping tool
- Hand tools as needed
- Volt meter

Procedure**A. Replacement of Slideout Circuit Breaker**

1. Open the battery compartment at the front roadside.
2. To make it easier to access the circuit breaker, cut the ties holding the battery box cover and remove the cover. Set it aside for reinstallation later.
3. Disconnect the battery cables from the battery. Remove the ground (black) cable first, then the positive (red).
4. Locate the slideout circuit breaker on the front frame crossmember.



5. Cut the wires loose from the circuit breaker. Remove and discard the circuit breaker.
6. Strip the wires cut in step 5 and attach the fuse holder/fuse assembly. Crimp the connectors securely.




7. Secure the new fuse holder to the existing cable bundle with wire ties.
8. Do not reattach battery cables at this time. Reattach them after replacing the slideout switch.


B. Replacement of Slideout Switch

1. Remove the slideout switch from the wall, and pull the wires out so that the red, black, blue and white wires are four to six inches out from the wall.
2. Cut the wiring harness and switch from the red, black, blue and white wires at the crimp connection.
3. Discard the old switch and wiring harness.
4. Slide the standoff plate over the new wiring harness assembly.
4. Strip the red, black, blue, and white wires and attach to the new harness/switch assembly.

Red - 12-volts positive from the battery
Black - Ground (-)
Blue - motor lead 1
White - Motor lead 2



5. Temporarily reconnect battery cables. Verify with a volt meter that 12-13 volts DC is across the red and black wires. No voltage should be indicated when measuring across the black and blue or black and white wires. When correct voltage and polarity has been verified, disconnect battery cables and crimp connectors securely.

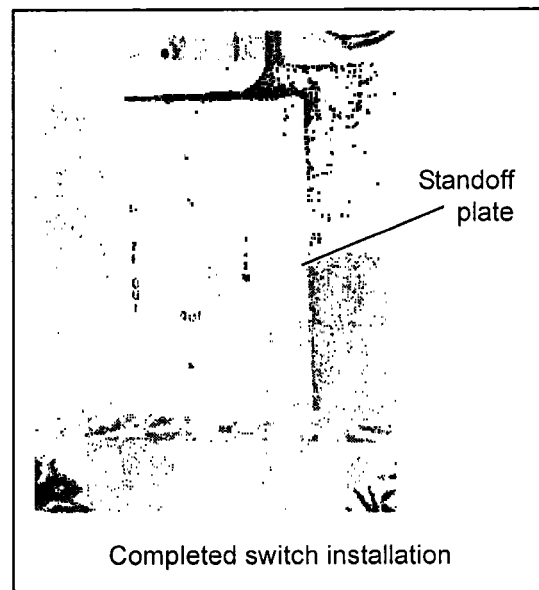


6. Reassemble switch, harness, and standoff plate to the wall. Use the longer screws furnished in the parts kit. Some cutting and fitting may be required as the new switch and connectors is larger than the old one. If necessary, loosen other switches on the wall to allow a good alignment of the new switch assembly. Tighten screws, but don't overtighten.

7. Reconnect battery cables, positive (red) first and then negative (black). Check the chassis ground connection. It should be made with a star washer to bare metal for good contact.

8. Test switch operation with a fully-charged battery, but not with the trailer connected to shore power for the test.

9. Reattach battery box cover with new ties.



Warranty Labor Allowance:

**Prior authorization is required for this repair.
Call for authorization.**

Flat Rate Code: 118080 Recall XXXXXX 1 hr. PAR

THOR CALIFORNIA

RECALL NOTICE

RECALL CAMPAIGN No. XXX-XXX

VIN:

This notice is sent to you in accordance with the requirements of the *National Traffic and Motor Vehicle Safety Act*.

REASON FOR NOTIFICATION

THOR California, Inc. has decided that a defect which relates to motor vehicle safety exists in certain 2005 TAHOE 39WTB Transport model fifth-wheel trailers manufactured during the period from January 25, 2005 through September 29, 2005. According to our records, your trailer is in this group. For this reason we ask that you arrange for your dealer to correct your vehicle without delay. The service and required parts will be provided free of charge. If you have sold or traded your trailer, please fill out the enclosed postcard and mail it to THOR California so that we can locate the current owner of the trailer.

DESCRIPTION OF DEFECT

We have determined that there is a possibility of overloading the slideout resettable circuit breaker and the slideout control switch. Although the control switch is rated for the current load, in some circumstances, the switch may fail. The resettable circuit breaker may not adequately protect the circuit. A fire may result. A Safety Recall procedure has been initiated to replace the slideout control switch with a new switch, and to replace the resettable circuit breaker with a slow blow, ceramic, cartridge fuse.

DESCRIPTION OF REMEDY

The campaign to be implemented by THOR California to remedy the defect includes this notification to all current owners of the subject trailers. To correct the defect, your dealer will:

- a) Replace the slideout control switch.
- b) Replace the slideout resettable circuit breaker with a slow blow, ceramic, cartridge fuse and fuse holder assembly.

Failure to have this important recall completed may result in an electrical overload in the slideout control circuit, and the possibility of a fire. Please have this recall performed as soon as possible. Failure to do so could legally be determined to be lack of proper maintenance of your trailer.

WHAT WE WOULD LIKE YOU TO DO

Please take your trailer to your selling dealer or any other authorized THOR California servicing dealer to have the repairs performed. Dealers and service centers have been informed of this recall and are prepared to perform it to your satisfaction. This recall will be performed at no cost to you.

You should call your dealer or service center at your earliest convenience to schedule an appointment. When you take your trailer to the dealer, please bring this letter and your warranty/ownership documents with you. This will allow the dealer to prepare the necessary warranty forms most efficiently. The work will take about one hour to complete. However, additional time may be required depending on how dealer appointments are scheduled and processed. Once the repairs are completed, please present the attached postcard to the repair facility for submission to THOR California.

If the defect referred to above has been repaired on your trailer before you received this recall notification, and if you incurred any direct cost in connection with obtaining such repair, you may seek reimbursement from THOR California. In order to obtain reimbursement, you must submit the following information: (1) *your name and mailing address*; (2) *the Vehicle Identification Number (VIN) for your trailer*; (3) *a reference to this recall campaign XXX-XXX*; (4) *a copy of the receipt or invoice for the repair*.

This reimbursement may be obtained by sending your request for reimbursement along with the above information to:

*THOR California, Inc.
14255 Elsworth Street
Moreno Valley, CA 92553-9013
Customer Relations Department: (888) 697-8467*

We have notified the National Highway Traffic Safety Administration of the recall and the procedures involved. However, should THOR California fail or be unable to correct the defect, without charge, you may write to:

*Administrator
National Highway Traffic Safety Administration
400 Seventh Street, SW
Washington, DC 20590*

or call the toll-free Auto Safety Hotline at (888) 327-4236

or access the email address at the NHTSA Web site: <http://www.safercar.gov>

Federal regulations require that any vehicle lessor receiving this recall notice must forward a copy of this notice to the lessee within ten days.

We regret any inconvenience that this action may cause you. However, we are concerned about your safety. Thank you for your patience and support in helping us to keep you safe. We appreciate your continued loyalty to and confidence in THOR California and our products. It is our goal to continue to provide you with high-quality, high-value products for your recreational experience.

Sincerely Yours,

THOR California, Inc.

THOR CALIFORNIA

RECALL NOTICE

RECALL CAMPAIGN No. [TBD]

Dear Dealer:

We have identified a group of model year 2005 TAHOE 36WTB Transport, model year 2005 TAHOE 39WTB Transport, and model year 2005 WANDERER 365WTB Vortex fifth-wheel trailers with inadequate slideout control switches. The switch may fail in an overcurrent situation and overheat possibly causing a fire. A Safety Recall procedure has been initiated to remove and replace the slideout control switch and the slideout circuit breaker. The replacement switch is better capable of handling the current required to operate the slideout. The resettable circuit breaker will be replaced with a slow blow ceramic cartridge fuse. The enclosed Recall Service Bulletin #[TBD] details this procedure.

We have identified and contacted owners of units that may be affected. A copy of that letter is also enclosed. We have instructed affected owners to contact you and schedule an appointment with your facility to have this recall performed. The recall is to be performed at no cost to the retail customer.

What We Are Asking You To Do

Please read and become familiar with the recall repair procedure, including the tools and parts required. You may receive calls from retail owners to schedule an appointment. Please schedule these appointments according to your work load and customer accommodation. Please call for authorization before performing the recall on any unit.

The National Traffic and Motor Vehicle Safety Act provides that each vehicle that is subject to a recall campaign of this type must be adequately repaired within a reasonable time after the owner has tendered it for repair. Generally, failure to repair within sixty (60) days after the owner's first delivery for repair is assumed to be an unreasonable delay.

All unsold trailers in your possession that are subject to this recall campaign must be held and inspected/repared in accordance with the service procedure of this campaign bulletin before owners can take possession of these trailers. It is a violation of Federal law to deliver to a consumer any vehicle covered by a recall campaign until the defect or non-compliance is remedied. Please service all trailers subject to this recall campaign at no charge to the owners, regardless of age or vehicle ownership, from this time forward.

You should contact owners of trailers recently sold from your vehicle inventory for which you have received the owner notification letter and make arrangements to perform the required service according to the instructions enclosed with this bulletin. At a minimum, mail the owner a copy of the owner notification letter accompanying this bulletin.

What THOR California Will Do

Since this recall is to be performed at no charge to the retail customer, THOR California, Inc. will reimburse you as outlined in the Recall Service Bulletin. If you have questions about this recall, or require further information or assistance, please contact THOR California Customer Relations Department at (888) 697-8467.

It is our goal that working with you we can continue to deliver a high level of customer support to our retail owners. You are an important part of our customer support team, and we appreciate your cooperation.

Sincerely,

THOR California, Inc.