



RECEIVED
NVS-215

2005 OCT 17 P 12:07

OFFICE OF
DEFECTS INVESTIGATION

By Facsimile – (202) 366-7882

05U-487
(5 pages)

October 14, 2005

Associate Administrator for Enforcement
National Highway Traffic Safety Administration
400 Seventh Street, S.W.
Washington, D.C. 20590

Dear Sir or Madam:

The following information is submitted in accordance with the National Highway Traffic Safety Administration's defect and noncompliance reporting regulations, 49 CFR Part 573.6.

Utilimaster Corporation has learned that the tire and loading placards installed on certain Utilimaster vehicles do not comply with Federal motor vehicle safety standard (FMVSS) 110, *Tire Selection and Rims*, in that they may contain incorrect cargo carrying capacity information.

Product Identification

This campaign involves Utilimaster-mounted bodies manufactured between August 25, 2005 and September 30, 2005.

Description of the Noncompliance

Utilimaster has learned that the "Tire and Loading Information" placards applied to the subject vehicles contain incorrect cargo capacity information. The maximum cargo capacity listed on these placards may be higher than the actual cargo capacity of these vehicles.

Recall Population

Approximately 993 vehicles delivered to U.S. customers are affected by this action. (Utilimaster is also notifying Transport Canada with respect to vehicles shipped to Canadian customers.)

Chronology of Events

On September 30, 2005, Utilimaster discovered that the Tire and Loading Information placard on certain vehicles delivered during the relevant time period contained incorrect information regarding the maximum cargo carrying capacity of these vehicles. After reviewing the situation, on October 7, 2005, Utilimaster determined that these vehicles do not comply with the labeling requirements of FMVSS 110, and decided to conduct a voluntary recall of the subject vehicles.


Remedy Program

Utilimaster will notify owners of this noncompliance and provide new Tire and Loading Information labels with instructions regarding removal of the original (incorrect) label and application of the new (correct) label.

Drafts of Utilimaster's owner notification letter and Vehicle Placard Campaign Directive, which contains instructions for removal and replacement of the placard, are submitted herewith. Utilimaster is prepared to proceed with its owner notification program immediately after NHTSA's approval of these drafts.

Please advise the undersigned of the campaign number assigned by the Office of Defects Investigation to this recall.

Sincerely yours,



Ernest M. McDonald, II
Utilimaster Corporation
Director – Advance Engineering

DRAFT



Dear Utilimaster Owner,

This notice is sent to you in accordance with the requirements of the National Traffic and Motor Vehicle Safety Act.

Utilimaster Corporation has decided that certain Utilimaster vehicles manufactured between August 25, 2005 and September 30, 2005 fail to comply with the labeling requirements of Federal motor vehicle safety standard (FMVSS) No. 110, *Tire Selection and Rims*. Our records indicate that you have purchased one or more of the affected vehicles, as identified by the Vehicle Identification Number (VIN).

The Tire and Loading Information placard contains incorrect information regarding the maximum cargo carrying capacity of these vehicles. All of these vehicles have been correctly manufactured; only the Tire and Loading Information placard is incorrect.

We have enclosed a corrected Tire and Loading Information placard for replacement. Please remove the existing placard and replace it with the enclosed placard in accordance with the Vehicle Placard Campaign Directive enclosed with this letter.

Federal law requires that any vehicle lessor receiving this notice must forward a copy of this notice to the lessee within ten (10) days.

If you have any questions or problems regarding this recall, please contact Utilimaster Customer Service at (800) 237-7806. You may also contact the Administrator, National Highway and Traffic Safety Administration, at 400 Seventh Street, S.W. Washington D.C. 20590, by telephone using the toll-free Auto Safety Hotline at 1-888-237-4326, or on the Internet at www.nhtsa.dot.gov if you are unable to obtain a remedy without charge within a reasonable time.

* * *

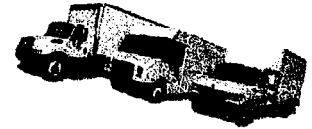
We apologize for any inconvenience this may cause, but we are taking this action to ensure that your vehicle complies with Federal regulations.

Sincerely,

DRAFT



Vehicle Placard Campaign Directive



Introduction

Situation: The vehicle placard (adhesive label) entitled "Tire and Loading Information" that was applied by Utilimaster contains inaccurate cargo capacity data on some vehicles.

Affected Units: All Utilimaster mounted bodies manufactured between August 25, 2005 and September 30, 2005.

Correction: Remove the Tire and Loading Information placard and apply new placard.

Parts Provided:

- (1) Tire and Loading Information placard.




CAUTION:

- Take care to avoid damaging the Federal Certification and other labels when removing the Tire and Loading Information placard.

NOTE: Before starting work on the vehicle, read and understand all of the following instructions.

NOTE: The Federal Certification and Tire Information Labels may be mounted in different locations depending on the chassis and body configuration, but will always be on or near the driver's door. Use these examples as a guide only. (See Illustrations 20-50.)



20 Tire and Loading Information Label (above) on an Aeromaster (walk-in) door post and the Federal Certification Label (below).

Owner/Operator Procedure

1. Verify that the VIN on the replacement Tire and Loading Information placard matches the VIN on the Federal Certification Label. (See Illustration 10.)
2. Peel the former label/placard off of the vehicle. (See Illustrations 20-50.)
3. Apply the replacement label in the same location and orientation.

Fleet Owner Procedure

1. Tire and Loading Information placards for the larger fleets **will be presorted** by Utilimaster per vehicle specification and will NOT reference the VIN. Match the appropriate label to its specified vehicle.
2. Peel the former Tire Information Label off of the vehicle. (See Illustrations 20-50.)
3. Apply the replacement label in the same location and orientation

MANUFACTURED BY:		GVWR		5210 KG (11500 LB)		TIRE		RIMS		COLD INFLATION PRESSURE		THIS VEHICLE CONFORMS TO ALL FEDERAL MOTOR SAFETY STANDARDS IN EFFECT ON THE DATE OF MANUFACTURE.	
65906 STATE ROAD 19 P.O. BOX 585 WAKARUSA, INDIANA 46573-0585		FRONT		1554 KG (3430 LB)		1755 KG (3870 LB)		1625 KG (3580 LB)		448 KPA (65 PSI)		VEHICLE ID. NO.:	
DATE OF MANUFACTURE:		INTERM.		N/A KG (N/A LB)		N/A KG (N/A LB)		N/A KG (N/A LB)		N/A KPA (N/A PSI)		XXXXXXXXXXXXXXXXXXXX	
INCOMPLETE VEHICLE MANUFACTURED BY:		REAR		3238 KG (7150 LB)		1755 KG (3870 LB)		1625 KG (3580 LB)		448 KPA (65 PSI)		VEHICLE TYPE: TRUCK	
DATE INC. VEN MFD:		FRONT		1554 KG (3430 LB)		1755 KG (3870 LB)		1625 KG (3580 LB)		448 KPA (65 PSI)		UNIT SERIAL NO.:	
												XXXXXXXXXXXXXXXXXXXX	
												WXXXXXX	

10 VIN location on the Federal Certification Label

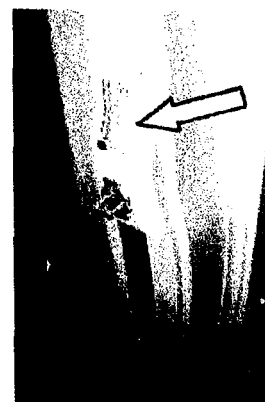
DRAFT



30 Federal Certification Label
(above) on a Cut-A-Way (PDV) door
post and the Tire and Loading
Information Label (below).



40 Federal Certification Label (above)
on a Cut-A-Way (PDV) door
and the Tire and Loading
Information Label (below).



**50 Tire and Loading Information
Label** (above) Cut-A-Way (PDV)
door post and the Federal
Certification Label (below).

Reply Cards and Warranty Claims

A replacement Tire and Loading Information placard/label is enclosed with a (labor reimbursement) reply card.

- Fill in the all of the information boxes and **including the VIN**.
- If you **no longer have the vehicle**, check the appropriate box on the reply card.
- **Place the card into the mail.**

A \$5.00 reimbursement check will be mailed to the noted address once the reply card is received by Utilimaster.

For inquiries and questions, contact Utilimaster Customer Service by one of the following methods:

- **Email to Warranty@Utilimaster.com.**
- **Fax to 574-862-7637.**
- **Call 800-237-7806** (or 574-862-3219) and ask for a Warranty Department representative.
- **Mail or express service to Utilimaster Corporation, Attn: Warranty Department, 65528 State Road 19, P.O. Box 585, Wakarusa, IN 46573-0585, USA.**

NOTE: See the Utilimaster web site (www.utilimaster.com) for more information about finding VIN and body serial numbers.