



September 2, 2005

RECEIVED
SEP 14 2005

2005 SEP 14 A 9:59

DEFECT INVESTIGATION

Ms. Kathleen C. DeMeter, Director
Office of Defects
U.S. Department of Transportation
National Highway Traffic Safety Admin.
400 - 7th Street S.W.
Washington, DC 20590

05V-407
(12 pages)

Dear Ms. DeMeter:

Winnebago Industries, Inc. submits the following report pursuant to Part 573 of the NHTSA regulations. The numbered paragraphs below correspond to those found at Part 573.6(c).

1. Winnebago Industries, Inc.
605 W. Crystal Lake Road
Forest City, IA 50436
2. The motor vehicles (if equipped with the optional 4-door refrigerator) that potentially contain the defect are:
 - All 2003 Winnebago Adventurer (model G35U).
 - All 2003 Itasca Suncruiser (model G35U).

 - All 2004 Winnebago Journey (model P39K) and Adventurer (model G35U).
 - All 2004 Itasca Meridian (model P39K) and Suncruiser (model G35U).

 - All 2005 Winnebago Journey (model P39K) and Adventurer (model G35U)
 - 2005 Winnebago Adventurer (model G35A), and Voyage (model F35A)
 - built before February 3, 2005.
 - All 2005 Itasca Meridian (model P39K) and Suncruiser (model G35U).
 - 2005 Itasca Suncruiser (model G35A) and Sunrise (model F35A)
 - built before February 1, 2005.

 - 2006 Winnebago Journey (model P39K) built before August 13 2005.
 - 2006 Itasca Meridian (model P39K) built before August 13, 2005.

These motor homes were manufactured May 2, 2002 through August 12, 2005. The vehicles were identified using production records showing models and VINs.

3. The total number of vehicles potentially containing the defect is: 1367.
4. It is estimated that 100 percent of the vehicles contain the defect.
5. Winnebago Industries, Inc. has decided that a safety defect exists on certain vehicles where the roof vent for the optional 4-door refrigerator was incorrectly located allowing excessive heat buildup which has the potential to ignite surrounding materials, resulting in personal injury and/or vehicle and property damage.

Ms. Kathleen C. DeMeter, Director
September 2, 2005
Page Two

6. Winnebago Industries, Inc. discovered this defect as a result of our own monitoring of field support data by our Customer Service Department.
7. N/A.
8. Winnebago Industries, Inc. will remedy this defective situation by properly locating the refrigerator roof vent. Winnebago Industries® estimates the dealer letter will be mailed on or about September 9, 2005. The owner letter will be mailed two weeks later.
9. Enclosed is a copy of the dealer letter in draft form.
10. Enclosed is a copy of the owner letter in draft form.
11. The recall documents will carry the Winnebago Industries, Inc. Number 96.

Should you have questions regarding this information, please contact the undersigned.

Sincerely,

A handwritten signature in black ink, appearing to read 'Ronald W. Post', with a long horizontal flourish extending to the right.

Ronald W. Post
Product Compliance Manager

Recall/2

Enclosure

c: Raymond Beebe
Steve Evenson
Marv Nieman
Donna Bindel
Dale Jordal

TO: Winnebago Industries, Inc. Dealers

SUBJECT: Campaign #96 –Refrigerator Roof Vent Relocation

The National Traffic and Motor Vehicle Safety Act, as amended, provides that each vehicle which is subject to a recall campaign of this type must be adequately repaired within a reasonable time after the owner has tendered it for repair. A failure to adequately repair within 60 days after tender of a vehicle is prima facie evidence of failure to repair within a reasonable time.

If the condition is not adequately repaired within a reasonable time, the owners may be entitled to an identical or reasonably equivalent vehicle at no charge or to a refund of the purchase price less a reasonable allowance for depreciation.

To avoid having to provide these burdensome solutions, every effort must be made to promptly schedule an appointment with each owner and to repair their vehicle as soon as possible. As you will see in reading the enclosed copy of the letter which is being sent to owners, the owners are being instructed to contact Winnebago Industries, Inc. if you do not remedy the condition within five days of the mutually agreed upon service date. If the condition is not remedied within a reasonable time, they are instructed on how to contact the National Highway Traffic Safety Administration.

REASON FOR THIS RECALL

Winnebago Industries, Inc. has decided that a safety defect exists on certain vehicles where the roof vent for the optional 4-door refrigerator was incorrectly located allowing excessive heat buildup which has the potential to ignite surrounding materials, resulting in personal injury and/or vehicle and property damage.

OWNER NOTIFICATION

Owners will be notified of this campaign on their vehicles by Winnebago Industries, Inc. For all units in your inventory, the notification will be mailed to you. **DO NOT DELIVER TO A CUSTOMER ANY SUBJECT UNIT UNTIL CORRECTIVE ACTION HAS BEEN TAKEN.** Enclosed is a list of vehicles shipped to you.

DEALER CAMPAIGN RESPONSIBILITY

Dealers are to service all vehicles subject to this campaign at no charge to owners regardless of mileage, age of vehicle, or ownership from this time forward.

Whenever a vehicle subject to this campaign is taken into new or used vehicle inventory, or it is in your dealership for service in the future, you should take the steps necessary to be sure the campaign correction has been made before reselling or releasing the vehicle. Owners of vehicles recently sold from your new vehicle inventory are to be contacted by the dealer, and arrangements made to make the required correction according to instructions contained in this campaign.

Recall/4

INSTRUCTION TO PERFORM CAMPAIGN # 96

Affected Models:

The motor vehicles (if equipped with the optional 4-door refrigerator) that potentially contain the defect are:

All 2003 Winnebago Adventurer (model G35U).

All 2003 Itasca Suncruiser (model G35U).

All 2004 Winnebago Journey (model P39K) and Adventurer (model G35U).

All 2004 Itasca Meridian (model P39K) and Suncruiser (model G35U).

All 2005 Winnebago Journey (model P39K) and Adventurer (model G35U)

2005 Winnebago Adventurer (model G35A), and Voyage (model F35A)
built before February 3, 2005.

All 2005 Itasca Meridian (model P39K) and Suncruiser (model G35U).

2005 Itasca Suncruiser (model G35A) and Sunrise (model F35A)
built before February 1, 2005.

2006 Winnebago Journey (model P39K) built before August 13 2005.

2006 Itasca Meridian (model P39K) built before August 13, 2005.

These motor homes were manufactured May 2, 2002 through August 12, 2005. The vehicles were identified using production records showing models and VINs.

Repair Procedure:

Refer to instruction sheet for relocation of the refrigerator roof vent.

Parts Information:

Order the following Parts Kit from Winnebago Industries® using the WIN NET system. You will be placing the order as a recall order. You will need the recall dealer number and the Winnebago Industries serial number of the affected vehicle to place the order.

Dealer Number: 7666

<u>Quantity</u>	<u>Part Description</u>	<u>Winnebago Part Number</u>
1	Instruction Sheet	RC7666-06-796
1	Refrigerator Roof Vent Plate	

REIMBURSEMENT

When the service has been completed, fill out your repair order with the labor amount and labor operation number listed below. There is a \$15.00 part allowance to cover the cost of the butyl tape sealant, screws, silicone sealant, and the isopropyl alcohol. Enter this amount as "npnmiscpart" for \$15.00 into the WinNet system along with the labor amount.

	OPERATION NUMBER	TIME ALLOWANCE
RELOCATION OF THE REFRIGERATOR ROOF VENT	24960101	1.0 hr.

Thank you for your cooperation.

Winnebago Industries, Inc.
Forest City, Iowa 50436

Draft/5

Enclosures

**RE: BODY SERIAL
CHASSIS SERIAL**

Dear Owner:

This notice is being sent to you in accordance with the requirements of the National Traffic and Motor Vehicle Safety Act. Our records indicate that you have purchased a vehicle with the serial number which appears above. If you have paid to have this defect corrected, you may be eligible for reimbursement. To be eligible, you must meet the requirements described in the enclosed Reimbursement Plan Notice.

REASON FOR THIS RECALL

Winnebago Industries, Inc. has decided that a safety defect exists on certain vehicles where the roof vent for the optional 4-door refrigerator was incorrectly located allowing excessive heat buildup which has the potential to ignite surrounding materials, resulting in personal injury and/or vehicle and property damage.

WHAT WE WILL DO

Winnebago Industries, Inc. dealers will inspect and, if necessary, relocated the refrigerator roof vent at no charge to you.

WHAT YOU SHOULD DO

Turn off and do not use the refrigerator until the repair is accomplished.

Please contact your Winnebago Industries, Inc. dealer immediately to arrange for an appointment. Please allow sufficient time for your dealer to obtain the kit for this recall. The labor time necessary to perform this correction will be approximately two hours. Please allow time for the dealer to process your vehicle.

Winnebago Industries, Inc. dealers are best equipped to obtain parts and provide service to ensure your vehicle is corrected as promptly as possible. HOWEVER, if you take your vehicle to the dealer on the agreed date and he does not service this condition on that date or within five days, we recommend you contact Winnebago Industries, Inc., Attn.: Owner Relations Representative (641-585-6939). If you are still unable to obtain such installation without charge to you and within a reasonable time, you may contact the Administrator, N.H.T.S.A., Washington, DC 20590, or call toll free, Auto Safety Hot Line, 888-327-4236.

Presentation of this letter to the service center will assist in making the necessary correction to your vehicle in the shortest possible time. If you have sold or traded your vehicle, please let us know by completing the postage-paid owner reply card and returning it to us.

Federal law requires that any vehicle lessor receiving this recall notice must forward a copy of this notice to the lessee within ten days.

We are sorry to cause you this inconvenience; however, we have taken this action in the interest of your safety and continued satisfaction with our products. This letter does not constitute an acknowledgment of legal liability.

Winnebago Industries, Inc.
Forest City, Iowa 50436Recall/6

Enclosure

REIMBURSEMENT PLAN NOTICE

Dear Owner:

If you have already paid to have this defect or noncompliance corrected (Winnebago Industries® Recall No.96), you may be eligible for reimbursement under this plan.

TO BE ELIGIBLE, YOU MUST MEET ALL OF THE FOLLOWING REQUIREMENTS:

1. You own or have owned one of the following vehicles equipped with the optional 4-door refrigerator:

All 2003 Winnebago Adventurer (model G35U).
All 2003 Itasca Suncruiser (model G35U).

All 2004 Winnebago Journey (model P39K) and Adventurer (model G35U).
All 2004 Itasca Meridian (model P39K) and Suncruiser (model G35U).

All 2005 Winnebago Journey (model P39K) and Adventurer (model G35U)
2005 Winnebago Adventurer (model G35A), and Voyage (model F35A)
built before February 3, 2005.

All 2005 Itasca Meridian (model P39K) and Suncruiser (model G35U).
2005 Itasca Suncruiser (model G35A) and Sunrise (model F35A)
built before February 1, 2005.

2006 Winnebago Journey (model P39K) built before August 13 2005.
2006 Itasca Meridian (model P39K) built before August 13, 2005.

2. You have paid to relocate the refrigerator roof vent.
3. The repair was performed on or prior to September 23, 2005.
4. You have the original repair order or invoice showing:
 - ♦ Vehicle model and year or VIN.
 - ♦ Repair date.
 - ♦ Itemized labor charges including description of the refrigerator roof vent relocation.
 - ♦ Your name and address at the time of repair.
 - ♦ Name and address of repair shop.

TO REQUEST REIMBURSEMENT:

1. Complete the reimbursement application. (See reverse side.)
2. Mail this application along with the original copy of the repair order or invoice to:

Attention: Owner Relations
Winnebago Industries, Inc.
605 West Crystal Lake Road
P.O. Box 152
Forest City, IA 50436

3. Retain copies of repair order or invoice for your records.

SEE REVERSE SIDE FOR REIMBURSEMENT APPLICATION

**REIMBURSEMENT APPLICATION
WINNEBAGO INDUSTRIES, INC.**

RECALL CAMPAIGN NO. 96

Please Print All Information:

First Name: _____

Last Name: _____

Mailing Address: _____

Telephone Number: _____

(If we need additional information)

Instructions to Perform Campaign 96 Refrigerator Roof Vent Relocation

Tools Required:

Razor scraper or putty knife
Utility knife
Flat pry bar
Screw gun w/ #2 Phillips tip
Reciprocating saw (jigsaw) with 5" all-purpose blade
Vacuum cleaner or airvac gun
Caulk gun


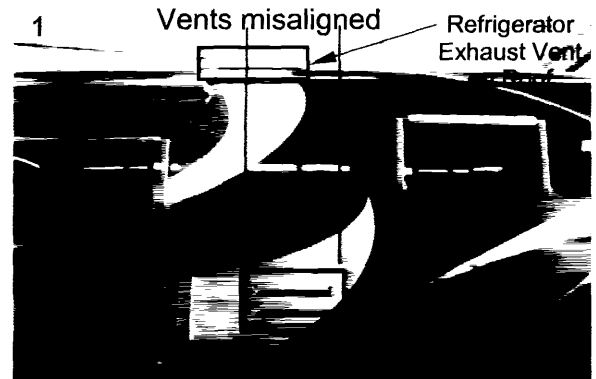
Parts List:

Butyl tape sealant
Self-leveling RTV silicone sealant
Isopropyl alcohol
Screws - #8 x 3/4" pan head
Refrigerator Roof Vent Cover Plate (in recall kit)

Procedure:

NOTE: Before starting procedure, observe the exterior refrigerator intake and exhaust vents. If the vents are vertically misaligned as shown in photo 1 at right, the roof vent must be relocated as described. If the vents are vertically aligned, no further action is required. (see photo 13 on page 4).

1. Turn refrigerator OFF before beginning procedure.
2. Remove refrigerator exhaust vent cover from the roof. On coaches with full-body paint, be careful not to damage the matching finish.
3. Clean sealant from roof vent. Remove screws and save for reinstallation. (Also cut wire tie that fastens the solar charger wiring if equipped.).
4. Cut sealant with a putty knife or utility knife and carefully pry up the roof vent taking care not to damage roof vent. (photo 2) Extra care must be taken to avoid damaging the vent in the area where the hole is cut for the wiring to the solar charger.



5. Place the cover plate into position to use as a template to mark the area to be cutout. (photos 3 and 4)



Important: Be sure the new cutout area will be located above the refrigerator exhaust flue tube.

6. Place shop towels over the refrigerator below the area to be cut out as shown. This will help trap debris and reduce cleanup.


7. Use a reciprocating saw to enlarge the opening. The cutout will provide an additional 200 mm for the opening. (photo 5)

8. Clean sealant from the roof and vacuum debris from the refrigerator and compartment. Prime the surface of the roof for application of the cover plate.


9. Be sure installation of the refrigerator flue deflector is level as shown in photo 6. Reposition if necessary.



10. Apply butyl tape to bottom of cover plate as shown in photo 7.




11. Position the cover plate so that the open area is above the refrigerator flue tube, then fasten the "solid" part of the plate to the roof with 5 pan head screws #8 x 3/4" (photo 8). The larger 1/2-inch holes in the cover plate should line up with the existing screw holes in the fiberglass from the original installation.




12. Clean sealant from the roof vent and apply new butyl tape. (photo 9) Install the refrigerator vent so that the word "FRONT" (marked on the vent) faces the front of the vehicle. Reconnect the solar panel wiring (if equipped) and refasten the vent with existing screws removed in step 3.



13. Wipe the vent flange and screw surfaces with isopropyl alcohol (photo 10) then apply self-leveling RTV silicone sealant liberally to screws and edges around perimeter of vent and cover plate (photo 11).



14. Install roof vent cover. (photo12)



15. Roof vent and side intake should now be aligned as shown (photo 13).

