



HYUNDAI DE PUERTO RICO
C/O MMSC
Road 2 K.n. 20.1 Candelaria Ward, Toa Baja, PR 00949
P.O. Box 192216, San Juan, PR 00919-2216
Tel. (787) 999-4310 Fax (787) 251-3024 / 8700
www.hyundai-pr.com

Wednesday, July 27, 2004

Mr. Ronald Medford
Acting Associate Administrator for Enforcement
National Highway Traffic Safety Administration
400 Seventh Street, S.W.
Washington, D.C. 20590

05V-342

RE: Defect Information Report

Dear Mr. Medford:

Pursuant to Part 573 of Title 49 of the Code of Federal Regulations, Hyundai de Puerto Rico is submitting information concerning a recall that is being voluntarily initiated. Specific information as required by Section 573.6 is as follows:

573.6(c)(1)

Manufacturer - Hyundai Motor Company
Distributor - Hyundai de Puerto Rico

573.6(c)(2)

Certain model year 2005 Hyundai Tucson vehicles produced beginning March 29, 2005 through May 20, 2005.

573.6(c)(3)

Approximately 330 model year 2005 Hyundai Tucson vehicles produced beginning March 29, 2005 through May 20, 2005.

573.6(c)(4)

All of the model year 2005 Hyundai Tucson vehicles produced beginning March 29, 2005 through May 20, 2005.

573.6(c)(5)

Some parking brake ratchet pawls were manufactured with poorly finished teeth. Poorly finished teeth on the parking brake ratchet pawl may not properly engage the mating teeth on the parking brake level ratchet and may result in damage to the teeth of the lever ratchet.

Damaged parking lever ratchet teeth may prevent the parking brake from engaging or may allow the parking brake to release after it has been engaged. The automatic transmission may be placed in the Park position and the manual transmission gearshift lever may be placed in one of the gear positions to prevent vehicle rolling if the parking brake lever cannot be engaged.

This condition affects vehicles manufactured between March 29, 2005 through May 20, 2005.

573.6(c)(6)

Hyundai Motor Company became aware of damaged parking brake lever ratchet teeth during warranty parts analysis of replaced parking brake lever assemblies from Korean market vehicles in June 2005. The supplier had already improved the manufacturing process for the ratchet pawl.

Hyundai Motor Corporation has decided to conduct a recall in Puerto Rico to replace the parking level assemblies of 2005 Hyundai Tucson vehicles produced beginning March 29, 2005 through May 20, 2005. In early July 2005, Hyundai Motor Company provided notice to Hyundai de Puerto Rico, distributor of Hyundai automobiles that it intended to conduct a recall to correct this condition. Hyundai is not aware of any customer contacts to Hyundai de Puerto Rico or its dealers related to this condition. Hyundai is not aware of any accidents or injuries related to this condition.

573.6(c)(8)

All owners of record of the affected vehicles will be contacted by mail and instructed to bring their vehicles to Hyundai dealers. Also a notice will be posted in the distributor's vehicle history file for dealers to observe and perform if the recall is found open. Hyundai dealers will replace the parking brake lever assembly in each vehicle.

Hyundai de Puerto Rico anticipates the recall mailing will be initiated during the third week of August of 2005. The owner notification will be completed in one mailing.

Replacement or other service to the parking brake lever assembly of all vehicles affected by this recall would have been covered for 3 years or 36,000 miles under Hyundai's vehicle's limited warranty. As no owners of these 2005 model year vehicles would have incurred expenses for this warranted repair as a result of this condition, Hyundai de Puerto Rico believes that it is not necessary, but customers will be instructed to call to a Customer Service line for advice concerning possible reimbursement as provided under section 577.11.

573.6(c)(9)

The Technical Service Bulletin containing the service procedure for replacing the parking brake lever assembly will be provided to NHTSA at the time that this notification is send. Other relevant communications will also be forwarded when they are available.

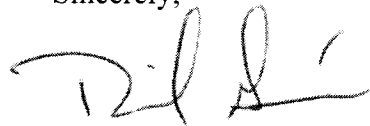
573.6(c)(10)

A draft of the owner notification letter is attached.

573.6(c)(11)

Hyundai has assigned "Campaign 071" as the designation for the campaign.

Sincerely,

A handwritten signature in black ink, appearing to read "Ricardo García", written in a cursive style.

Ricardo García
Director, Hyundai de PR

Attachments: (2)

Dealer Notification Letter
Customer Notification Letter

Cc: K. Shuler

AFFECTED HYUNDAI VEHICLES:

- 2005 TUCSON



HYUNDAI OF PUERTO RICO
Box 192216
San Juan, PR, 00919-2216

Formatted: Spanish (Puerto Rico)

Date :

CODE
CUSTOMER
ADDRESS1
ADDRESS2
ADDRESS3

DRAFT

RE : **IMPORTANT SAFETY RECALL NOTIFICATION**
(Parking Brake Lever- Recall no. 05V-xxx)

VIN : VIN

Dear Tucson Owner:

This notice is sent to you in accordance with the requirements of the **National Traffic and Motor Vehicle Safety Act**. Hyundai of Puerto Rico has decided that a defect, which relates to motor vehicle safety, exists in certain 2005 Hyundai Tucson vehicles that were produced during the period beginning on March 29, 2004 through May 20, 2005.

What is the problem?

The parking level ratchet pawl in your vehicle was not properly remanufactured and may damage the teeth of the parking lever ratchet. Damaged parking brake lever ratchet teeth may prevent the parking brake from engaging or may allow the parking brake to release after it has been engaged.

The inability to engage, or the inadvertent release of the parking brake lever may allow your vehicle to roll while it is parked and may result in a crash. To prevent your vehicle from rolling while it is parked, always place the automatic transmission in the Park position and place the manual transmission gearshift lever in one of the gear positions, even if you have engaged the parking brake.

What should you do?

We urge you to call your Hyundai dealer to schedule an appointment to have this work performed as soon as possible. If you have already encountered the problem described above and you have paid for the repairs, please call **Hyundai of Puerto Rico at 1-800-981-0188** for counsel on a possible reimbursement.

Formatted: English (U.S.)

What will Hyundai do?

To ensure that your vehicle's parking brake lever works properly, we are asking you to schedule an appointment as soon as possible to take your vehicle to your Hyundai dealer. The Hyundai dealer will replace your vehicle's parking brake lever assembly. This procedure will be performed at no charge to you. The time needed for the actual repair is approximately less than an hour, but you should plan to leave your vehicle at your Hyundai dealer to have this service performed. Repair times will vary and depend on your dealer's appointment schedule.

What if you have other questions?

If you have any difficulty having this repair performed, we recommend that you call the Hyundai of Puerto Rico Customer Service at 1-800-981-0188. If you are still not satisfied that we have remedied this situation without charge, and within a reasonable amount of time, you may wish to write to the Administrator, National Highway Traffic Safety Administration, 400 Seventh Street, S.W., Washington, D.C. 20590 or call their toll-free Vehicle Safety Hotline at 1-888-327-4236 TTY:1-800-424-9153), or go to <http://www.safercar.gov>.

Notice to Lessors: If you are a lessor receiving this recall notice of vehicles involved in this recall as of the date of this letter, you have an obligation under Federal Law, 49 CFR Part 577, to forward the lessee of the above referenced vehicle with a copy of this letter by first class mail within **ten days of receipt**. You must also maintain a record identifying the lessee to whom you sent a copy of this letter, the date you sent it, and the VIN of the subject vehicle.

We urge your prompt attention to this safety matter.

Cordially,


Ricardo Garcia
Director, Hyundai of Puerto Rico

Formatted: Spanish (Puerto Rico)



Technical Service Bulletin

Model	TUCSON (JM)
Group	BRAKE SYSTEM (58)
Number	5-58-P03-JM

Subject
REPLACEMENT OF PARKING BRAKE LEVER ASSEMBLY (RECALL)

Date	JULY 27, 2005
Area	Puerto Rico

1. DESCRIPTION

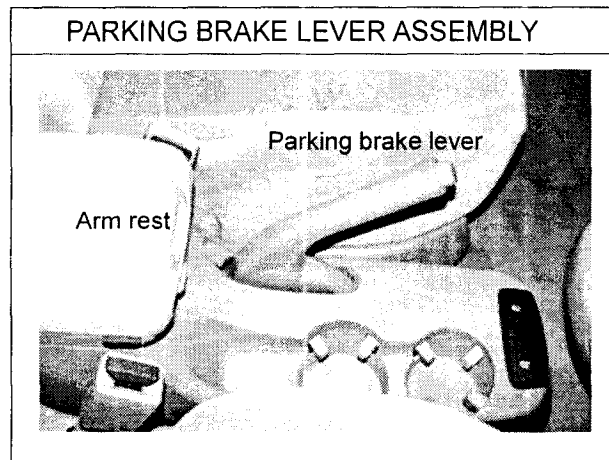
■ Symptom/Condition

Certain TUCSON(JM) vehicles were produced with the pawl of a parking brake lever assembly that was incorrectly manufactured.

Improperly manufactured parking brake lever pawl may cause the parking brake lever not to engage when applying the lever.

■ Corrective Remedy

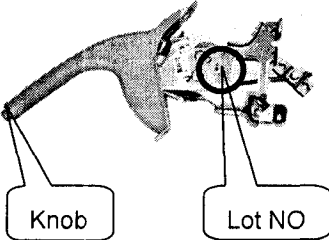
Correct the above condition by replacing the parking brake lever assembly with a new one in accordance with the service procedure below.



2. VEHICLES AFFECTED

- Model : 2005 TUCSON (JM)
- Affected vehicle production date range : Produced from March 29, 2005 to May 20, 2005
- Affected VIN range : Produced from KMHJM81VP5U165078 to KMHJN81VP5U212769
- Area : Puerto Rico

3. PART REQUIRED

PART NAME	PART NUMBER	REMARKS
Parking brake lever assembly		
	59710-2E000(LHD) LMC/DDC/U7C/WKC	
	59710-2E100(LHD) LMC/DDC/U7C/WKC	- Chromium plated lever knob.
	59710-2E200(RHD) LMC/DDC	

NOTE)

- Part for service is identified by the letter "C" in the last digit of each part number.
- Install the new lever bearing the production lot number of "5E15" or greater.

■ Lot number decoder

Lot NO "5E15" means that the new lever was produced on May 15, 2005.

- Lot NO : 5 E 15

Day of production : 1, 2, 3 ---

Month of production : A=Jan, B=Feb, C=Mar, D=Apr, E=May, ---

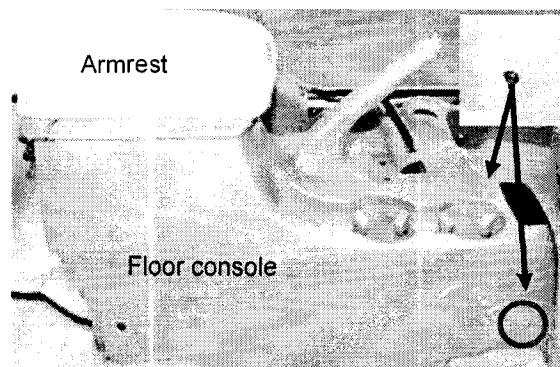
Year of production : 5=2005, ---

4. SERVICE PROCEDURE

NOTE)

Place the vehicle on a level surface and be sure to block the front and rear tires so as not to move the vehicle in case the parking lever is released.

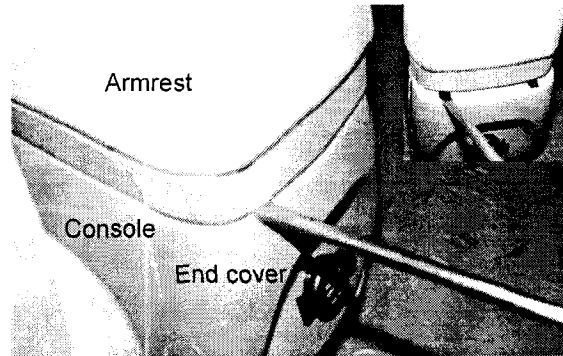
- Unscrew the floor console front mounting tapping screws (2 each)



NOTE:

Use care not to scratch or damage the console during service.

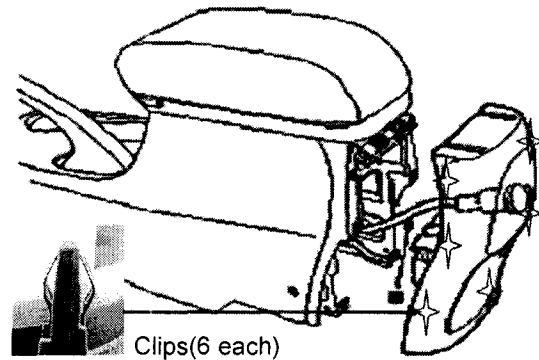
2) Using a flathead screwdriver, release the console end cover upper mounting clips.




3) Carefully separate the end cover from the console with hands.

NOTE)


Use caution not to break or miss the clips.



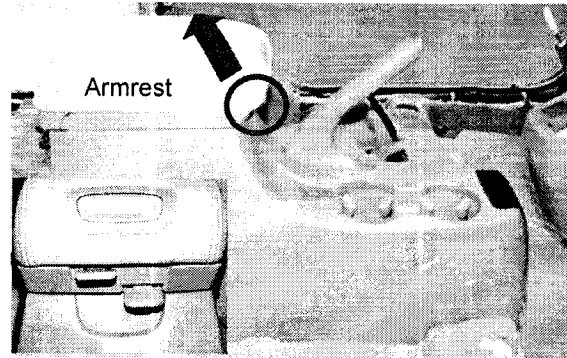
4) Disconnect the cigar lighter connector and remove the end cover.




5) Remove the nuts(2 each) mounted to the body.



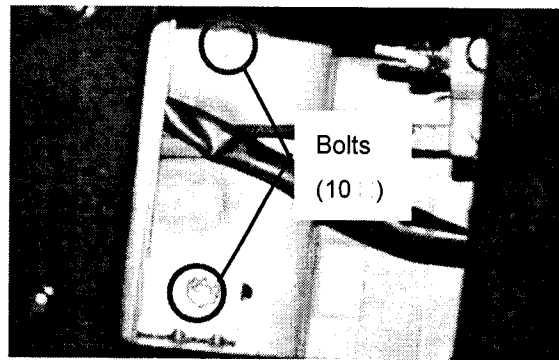
6) Open the armrest lid.



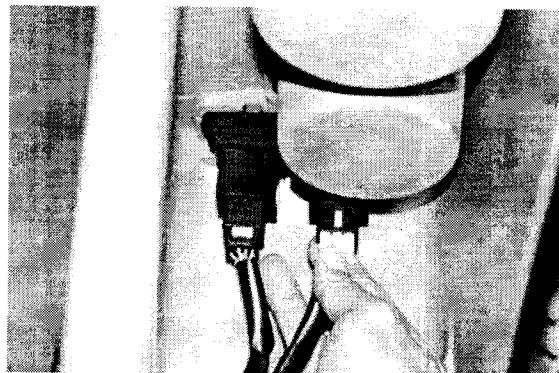
7) Open the cover inside the armrest




8) Remove the bolts(2 each) mounted to the body.



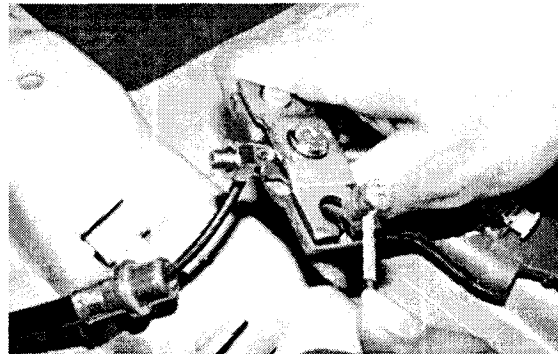
9) Disconnect the seat warmer connector if installed.
Remove the floor console from the floor.



- 10) Remove the parking brake lever mounting bolts(4 each)



- 11) Disengage the parking brake cables.

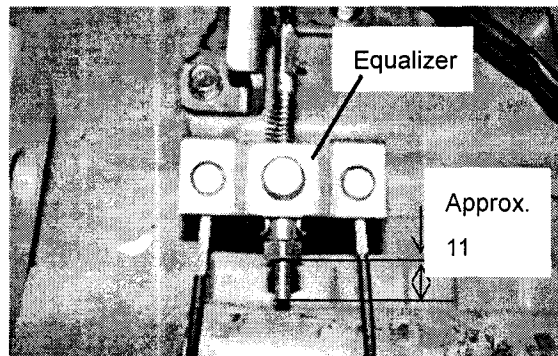


- 12) Install the new parking brake lever assembly in reverse order of removal.

NOTE)


Adjust the exposing length of the parking brake cable adjusting bolt from the equalizer to approximately 11mm as shown.

Use the new parking brake lever assembly after identifying the lever color and lever production lot number.

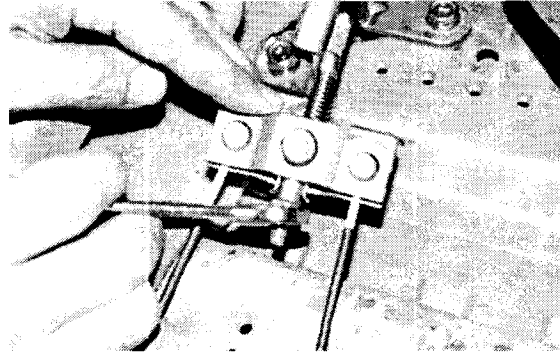


- 13) Pull the parking brake lever with a force of approximately 20kgf(44lbs, 196N) and check the number of clicks is 6-7.

<Lever adjacent parts removed for clarity>



14) If the number of clicks is not the standard value, readjust the cable length with the adjusting nut on the equalizer.



NOTE)

The parking brake indicator light in the cluster will go out when the lever is fully released and will light up with the lever pulled one click.

After adjustment, check that the rear brakes do not drag with the parking brake lever released.

15) Reinstall the floor console in reverse order.

5. OPERATION CODE AND TIME

OP CODE	OPERATION	OP TIME	DEFECT CODE		AREA
			NATURE	CAUSE	
51B028R0	Replacement of parking brake lever	0.6 M/H	* N94	**C23	All(Except ports in N. America)
51B028R1					Ports in N. America

*N94 : Inoperative

**C23 : Improper machining