U.S. BUS CORPORATION

WE'RE SERIOUS ABOUT SMALL BUSES.

Mrs. Kelly Schuler
Office of Defects Investigation
National Highway Transportation
Safety Administration
400 Seventh Street S.W.
Washington, DC 20590

August 19, 2005

05V-336

Dear Mrs. Schuler:

U.S. Bus Corporation has determined that a defect exists in several buses manufactured by our company, and has initiated a recall of affected vehicles.

Specifically, the defect is described as a failure of certain stop arms to comply with **49CFR517.108**, *School Bus Lighting*.

We have been informed By Specialty Manufacturing Co. that, under certain weather conditions, the operation of the stop arm may malfunction due to freezing of the electrical components.

The remedy for this defect is replacement of the switch pack and inspection of the heater circuit to ensure that it is wired properly. The customers will be notified by U.S. Bus Corporation of the defect, and will be referred to Specialty Manufacturing for the repair parts kit and application for reimbursement for repairs.

Sincerely,

Michael A. Sykes, Director
Product and Business Development

cc: Andrew Brown
Irv Kushner
File

3927 Elizabeth Street • Richmond, IN 47374 • Phone: (765) 939-3984 • Fax: (765) 939-4375

FACTORY
3 Pat Malone Drive • PO Box 329 • Suffern, NY 10901 • Phone: (845) 357-2510 • Fax: (845) 357-1133 • www.usbuscorp.com

VEHICLE RECALL LIST

RECALL NO. 05E-032 **RECALL DESCRIPTION SPECIALTY STOP ARM**

NO.	MODEL YEAR	17-DIGIT CHASSIS VEHICLE ID NO.	BODY SERIAL NO.	CUSTOMER	DATE NOTIFIED	DATE OF RESPONSE	DATE COMPLETE
001	2001	1GDJG31F711146004	SBGX59 1232	SHEPPARD BUS SERVICE			
002	2001	1FDSE35F2YCH04820	UF 1264	FACTORY-DIRECT BUS SLS			
003	2001	1FDSE35F6YCH04819	UF 1265	FACTORY-DIRECT BUS SLS			
004	2001	1FDSE35F4YCH04821	UF 1266	FACTORY-DIRECT BUS SLS			
005	2001	1GBHG31F111152243	UF 1268	SHEPPARD BUS SERVICE			
006	2001	1GBHG31F011152219	UC 1269	FACTORY-DIRECT BUS SLS			
007	2001	1GBHG31FX11151592	UC 1270	FACTORY-DIRECT BUS SLS			
008	2001	1GBHG31F811173901	UC 1271	SHEPPARD BUS SERVICE			
009	2001	1FDSE35F6YCH04822	UF 1275	SHEPPARD BUS SERVICE			
010	2001	1FDXE45F41HA96966	SD 1533	WHITEHALL-COPLAY			
011	2001	1FDXE45F11HB11966	SDX 1434	WHITEHALL-COPLAY			
012	2001	1GBJG31F711150532	SBCX59 1313	SHEPPARD BUS SERVICE			
013	2001	1FDXE45F41HA96966	SDX 1290	SHEPPARD BUS SERVICE			
014	2001	1GBJG31F711150756	SBCX59 1314	SHEPPARD BUS SERVICE			
015	2001	1GBJG31F711149039	SBCX59 1315	SHEPPARD BUS SERVICE			
016	2001	1GBJG31F511149850	SBCX59 1316	SHEPPARD BUS SERVICE			
017	2001	1GBJG31F311151645	SBCX59 1449	SHEPPARD BUS SERVICE			
018	2001	1GBJG31F911149303	SBCX59 1450	SHEPPARD BUS SERVICE			
019	2001	1GBJG31F511150044	SBCX59 1451	SHEPPARD BUS SERVICE			
020	2001	1GBJG31RX21140525	SBCX59 1622	OFFICE OF HUM. AFFAIRS			

VEHICLE RECALL LIST

RECALL NO. 05E-032 **RECALL DESCRIPTION** **SPECIALTY STOP ARM**

NO.	MODEL YEAR	17-DIGIT CHASSIS VEHICLE ID NO.	BODY SERIAL NO.	CUSTOMER	DATE NOTIFIED	DATE OF RESPONSE	DATE COMPLETE
021	2001	1GBJG31RX21140525	SBCX59 1623	OFFICE OF HUM. AFFAIRS			
022	2001	1GBHG31F011203280	XUC 1604	SHEPPARD BUS SERVICE			
023							
024	2002	1FDXE45F42HA85333	SD 2268	WHITEHALL-COPLAY			
025	2002	1FDXE45F02HA85331	SD 2269	WHITEHALL-COPLAY			
026	2002	1GBJG31F221216518	SBCXX59 2487	CLEARVIEW			
027	2002	1GBJG31U931112088	SBCX59 2553	MORRIS COMM. HIGH			
028	2002	1GBJG31U131119067	XBC 2557	JOLIET TOWNSHIP			
029	2002	1GBJG31U031119818	XBC 2561	JOLIET TOWNSHIP			
030							
031	2003	1FDXE45F92HA25662	SBCX59 3482	FACTORY-DIRECT BUS SLS			
032	2003	1FDWE45F43HB61873	SDX 3330	JACKSON			
033	2003	1FDXE45F13HB09881	SDX 3264	JACKSON			
034	2003	1FDWE45F03HB61868	SDX 3331	JACKSON			
035	2003	1FDWE45F23HB61869	SDX 3332	JACKSON			
036	2003	1FDWE45F03HB61871	SDX 3333	JACKSON			
037	2003	1FDWE45F83HB64615	SDX 3334	JACKSON			
038	2003	1GBHG31U631140882	SBC 3464	NEIGHBORHOOD			
039							
040							

VEHICLE RECALL LIST

RECALL NO. 05E-032 RECALL DESCRIPTION SPECIALTY STOP ARM

NO.	MODEL YEAR	17-DIGIT CHASSIS VEHICLE ID NO.	BODY SERIAL NO.	CUSTOMER	DATE NOTIFIED	DATE OF RESPONSE	DATE COMPLETE
041	2004	1FDXE45P84HA82527	SDX 4373	JACKSON			
042	2004	1GBJG31U241231635	SBCX59 4512	WALL TOWNSHIP			
043	2004	1FDXE45P35HA50635	SD 4669	HILLSBOROUGH			
044	2004	1FDXE45PX5HA50633	SD 4670	HILLSBOROUGH			
045							
046							
047							
048							
049							
050							
051							
052							
053							
054							
055							
056							
057							
058							
059							
060							

U.S. BUS

CORPORATION

WE'RE SERIOUS ABOUT SMALL BUSES.

Mrs. Kelly Schuler
Office of Defects Investigation
National Highway Transportation
Safety Administration
400 Seventh Street S.W.
Washington, DC m 20590

2005 SEP 26 A 11: 02
DEFECTS INVESTIGATION

September 4, 2004

05V-336

Dear Mrs. Schuler:

U.S. Bus Corporation has determined that a defect exists in several buses manufactured by our company, and has initiated a recall of affected vehicles.

Specifically, the defect is described as a condition in which the stop arm, manufactured by Specialty Manufacturing Co., can freeze and not operate properly in accordance with FMVSS 108. The total number of vehicles manufactured by U.S. Bus Corporation involved in this recall is (40) A list of affected vehicles is enclosed for your reference.

I have also enclosed a copy of Specialty's notification to us, and a sample of our proposed customer notification packet.

Sincerely,

Michael A. Sykes, Director
Product and Business Development

FACTORY
3 Pat Malone Drive • PO Box 329 • Suffern, NY 10901 • Phone: (845) 357-2510 • Fax: (845) 357-1133 • www.usbuscorp.com

SPECIALTY
MANUFACTURING CO.
A division of The Ellison Company, Inc.

Mr. Mike Seitz
U.S. Bus Corporation
3 Pat Malone
P.O. BOX 329
Suffern, NY 10901

June 9, 2005

Subject: Defect Information Report relating to certain model stop arms shipped to U.S. Bus Corporation between January 1, 2002 and March 1, 2005.

NHTSA Campaign Number: 05E-032

Dear Mr. Seitz:

This letter is being sent to you in accordance with the requirements of the National Traffic and Motor Vehicle Safety Act. Specialty Manufacturing Co. has determined that a defect that relates to motor vehicle safety exists in certain model 5-series stop arms manufactured between January 1, 2002 and March 1, 2005.

Description of Defect

SMC has received reports that in extremely cold weather under certain conditions, the microswitches used internally to position the sign in the open and closed positions may malfunction, causing the sign to open or close to an improper position, or to not open at all. Also, it has been determined that the heater section may not be wired in the proper manner, causing it not to operate. To date, no accidents or injuries have occurred as a result of this phenomenon. In nearly 100% of the occurrences this phenomenon is intermittent, and ceases to exist once the vehicle is no longer exposed to the extremely cold weather.

Identifying Suspect Parts

The suspected stop arms are Specialty Manufacturing 5-series stop arms identified (by unit id tag) with the first part number digit of "5" manufactured between January 7, 2002 and March 1, 2005, and bearing serial numbers in the range between 480380 and 627609. Stop arms should be monitored during extremely cold weather situations to determine if they exhibit this phenomenon. If so, Specialty Manufacturing should be contacted by one of the methods outlined below.

P.O. Box 790 • 10200 Pineville Road • Pineville, NC 28134
(704) 889-7518 • Fax (704) 889-2760
www.specmfg.com

States that are NOT included in this program are:

Alabama	Florida	Mississippi	Texas
Arizona	Georgia	North Carolina	
Arkansas	Hawaii	Oklahoma	
California	Louisiana	South Carolina	

Remedy Program

The solution is to retrofit the stop arms in the field with a replacement switch pack that includes switches that are not as sensitive to extreme cold weather and to inspect the heater wiring for proper installation. If wiring is not in place, the replacement switch pack should be properly wired upon installation. For each stop arm experiencing the malfunction, Specialty will provide (free of charge) a service kit (part number 005178) that includes a new heated switch pack, mounting hardware, installation instructions, and a service completion registration card. Installation of the switch pack and inspection of the heater wiring can be accomplished in 10 minutes. Specialty will reimburse installers of the switch pack $10.00 for each switch pack installed. Reimbursement for installation will take place after the service registration card has been filled out and returned to Specialty Manufacturing via postage paid service card. For customers repairing multiple buses, a faxed list of bus vin#'s and stop arm serial numbers will be accepted as an alternative to the postage paid service card. The fax should include the installer's name, address and phone number in addition to the bus information. If the reimbursement check is to be made out to someone other than the installer, this should be noted on the fax. The information should be faxed to: (704)-889-2760, ATTN: Customer Service. Parts that are removed during service should be discarded.

Availability of Service Kits

Service kits will be available 06/30/2005 and may be obtained by contacting Specialty Manufacturing by one of the two following methods:

1. Contact Specialty Manufacturing customer service at 1-800-951-7867. The customer service representative will require the shipping information and stop arm serial number.

2. Online at www.specmfg.com/products_bus_1.html and select the page entitled "5-series stop-arm switch campaign". Enter shipping information and unit serial numbers. Service kits will be shipped with 2 – 3 business days.

For bulk shipment of service kits (for warehouse distribution) please contact the customer service department of Specialty Manufacturing.

To aid in the launch of the recall campaign, I have included sample owner letters for "cold" and "non-cold" states, and a copy of the 005178 switch pack installation instructions. When available (06/30/05) samples of 005178 will be shipped under separate cover.

We regret any inconvenience this situation may have caused you or your customers. If you need additional information in order to start the campaign, please do not hesitate to contact me. Thank you in advance for your continued efforts to help keep our children safe.

Thank you,

Eric D. Swanger, PE
Engineering Manager
Specialty Manufacturing Co.

Encl: Sample "cold" customer letter
Sample "non-cold" customer letter
005178 Instruction sheet

SPECIALTY MANUFACTURING CO.
A division of The Ellison Company, Inc.

TECHNICAL BULLETIN - #A505

SUBJECT: **Installation Guide for replacement Microswitch plate**

Effective Date: 5/26/05

Tools needed:

5/16" socket and corresponding rachet with 3" extension.
11/32" socket
small snap ring pliers
¾" wrench
razor knife or equivalent
Flat head screwdriver

To replace the 5-series microswitch plate subassembly:

1. Remove ¾" nut on the existing cam shaft.

2. Use a screwdriver (or similar tool) to tap the cam shaft back up inside the unit.



3. Using a utility knife, cut the silicone seal on both ends of the stop arm cover.

4. Remove screws from both ends of the cover using 5/16" socket



5. Remove the cover by using a flat bladed screwdriver to pry it off.



6. Remove the cam shaft and set aside

7. Remove (2) 11/32" nuts holding microswitch plate in position. DO NOT unscrew the four ¼" nuts holding the microswitches to the microswitch plate. The entire assembly will come out as one unit , so it won't be necessary to disassemble individual microswitches.



8. Using snap ring pliers, carefully swing hinge to one side, exposing snap ring (on bottom side of base) which holds camshaft bushing in stoparm base. Remove snap ring and set aside. Carefully cut the wire ties.

9. Remove 11/32" nut on the relay and remove black ground wire

10. Swap wires over from old microswitch plate to new microswitch plate.

11. Reattach black ground wire to relay with 11/32" nut



12. Put new microswitch plate into position and replace (2) 11/32" nuts. Reinstall snap ring on bottom side of base.

13. With stop arm in the CLOSED position, put cam back into place. Make sure the cam is positioned with marking facing outward as shown in picture above. After camshaft stud just engages hinge arm, carefully depress top outside switch button (this is switch with green and brown wire) then press camshaft on through hinge until it seats.
Install Cam Shaft nut and torque to 10-12 ft-lbs.

14. Make sure there is a drain hole in the bottom of your unit. If there is none- drill a hole.

15. Heater inspection and electrical connection-
In order for the new switches to operate properly, the heater must be wired to a 12v source that is controlled by the ignition switch. Inspect bus heater wiring to verify. If heater is not connected to the ignition circuit, there are two possible wiring configurations to achieve this:

a) on full size buses, route the yellow wire from the heater into the electrical access panel located just in front of the stop arm. In this panel connect the heater to a switched electrical circuit such as "IGNITION ASSY"
b) On "cutaway" buses, use the snap connector included with the switch kit to connect the yellow wire from the heater to the double red wire in the stop arm. After doing this, the red wire (12v+) coming into the stop must be reconnected to a switched ignition source.



LEAVE THIS SECTION UNSEALED

16. Replace cover. Secure with (2) screws. Reseal both ends of the crossing arm cover with RTV. **IMPORTANT! - <u>DO NOT</u> seal approximately 1" of the lower right side of the box. This provides an additional drainage location.**

Test the stop arm assembly to make sure it functions correctly.

If further help is needed, contact the engineering department at Specialty Manufacturing.

Ω End of Document Ω

OWNER'S LETTER (non-cold states)

Dear Specialty Manufacturing Customer:

This letter is sent to you in accordance with the requirements of the National Traffic and Motor Vehicle Safety Act. Specialty Manufacturing has determined that a defect that relates to motor vehicle safety exists in some 5-series stop arms manufactured between January 1, 2003 and March 1, 2005. All stop arms manufactured during these dates will have a serial number between 480380 and 627609.

Reason for Recall

In certain areas of the country during extremely cold weather under certain conditions, the microswitches used internally to position the sign in the open and closed positions may temporarily malfunction, causing the stop arm to open or close to an improper position, or to not open at all. Also, it has been determined that the heater section of the switch pack may not be connected in the proper manner.

States where these temperatures and conditions can occur in the winter include:

Alaska	Minnesota	Vermont
Colorado	Missouri	Virginia
Connecticut	Montana	Washington
Delaware	New Hampshire	West Virginia
Iowa	New Mexico	Wisconsin
Idaho	Nevada	Wyoming
Illinois	New Jersey	Nebraska
Indiana	New York	North Dakota
Kansas	Ohio	
Kentucky	Oregon	
Maine	Pennsylvania	
Maryland	Rhode Island	
Massachusetts	South Dakota	
Michigan	Utah	

If your Specialty Manufacturing equipped school buses are not in service in one of these states, the stop arms will not have to be repaired. However, if your school buses are to driven in any of the above states, you should monitor monitor the stop arm performance as outlined below.

Additionally, federal regulations require that any vehicle lessor receiving this recall notice must forward a copy of this notice to the lessee within ten days.

What Specialty Manufacturing Will Do

For each stop arm experiencing this malfunction, Specialty will provide (free of charge) a service kit which includes a new switch pack, mounting hardware, and installation instructions. Installation of the switch pack can be completed in 10 minutes. Specialty will reimburse installers of the switch pack $10.00 for each switch pack installed.

What You Should Do

You should monitor your school buses to determine if this phenomenon occurs. If so, you should record the serial number of each stop arm which demonstrates the occurrence and contact Specialty Manufacturing for a service kit by one of the following methods:

Call toll free: 1-800-951-7867 ext. customer service

Go online to: www. specmfg.com/products_bus_1.html and select the page entitled "5-series stop-arm switch campaign.

Enter the information provided. A service kit will be shipped to you within 3 – 5 business days.

Each service kit will include a service record completion card which must be filled out completely and returned to Specialty Manufacturing for installation reimbursement.

Thank you in advance for your cooperation in our efforts to keep our children safe.

OWNER'S LETTER (cold states)

Dear Specialty Manufacturing Customer:

This letter is sent to you in accordance with the requirements of the National Traffic and Motor Vehicle Safety Act. Specialty Manufacturing has determined that a defect that relates to motor vehicle safety exists in some 5-series stop arms manufactured between January 1, 2003 and March 1, 2005. All stop arms manufactured during these dates will have a serial number between 480380 and 627609.

Reason for Recall

In certain areas of the country during extremely cold weather under certain conditions, the microswitches used internally to position the sign in the open and closed positions may temporarily malfunction, causing the stop arm to open or close to an improper position, or to not open at all. Also, it has been determined that the heater section of the switch pack may not be connected in the proper manner.

States where these temperatures and conditions can occur in the winter include:

Alaska	Minnesota	Vermont
Colorado	Missouri	Virginia
Connecticut	Montana	Washington
Delaware	New Hampshire	West Virginia
Iowa	New Mexico	Wisconsin
Idaho	Nevada	Wyoming
Illinois	New Jersey	Nebraska
Indiana	New York	North Dakota
Kansas	Ohio	Tennessee
Kentucky	Oregon	
Maine	Pennsylvania	
Maryland	Rhode Island	
Massachusetts	South Dakota	
Michigan	Utah	

According to our records, your Specialty Manufacturing equipped school buses may be in service in one of these states.

Additionally, federal regulations require that any vehicle lessor receiving this recall notice must forward a copy of this notice to the lessee within ten days.

What Specialty Manufacturing Will Do

For each stop arm experiencing this malfunction, Specialty will provide (free of charge) a service kit which includes instructions, mounting hardware, a service completion card, and a new switch pack that includes switches that are not as sensitive to extremely cold weather. During installation of the service switch pack, the heater wiring should be inspected for proper installation. Installation of the switch pack can be completed in 10 minutes. Specialty will reimburse installers of the switch pack $10.00 for each switch pack installed. Reimbursement for installation will take place after the postage paid service registration card has been filled out and returned to Specialty Manufacturing. Parts that are removed should be discarded.

What You Should Do

You should monitor your school buses to determine if this phenomenon occurs. If so, you should record the serial number of each stop arm which demonstrates the occurrence and contact Specialty Manufacturing for a service kit by one of the following methods:

Call toll free: 1-800-951-7867 ext. customer service

Go online to: www.specmfg.com/products_bus_1.html and select the page entitled "5-series stop-arm campaign".

Enter the information provided. A service kit will be shipped to you within 3 – 5 business days.

Each service kit will include a service record completion card which must be filled out completely and returned to Specialty Manufacturing for installation reimbursement.

Thank you in advance for your cooperation in our efforts to keep our children safe.

U.S. BUS
CORPORATION

WE'RE SERIOUS ABOUT SMALL BUSES.

2005 JUL 26 A 11:02
DEFECTS INVESTIGATION

PROPOSED

05V-336

Customer Name
Customer Address
Anytown, USA 00001

Dear Customer:

NHTSA RECALL CAMPAIGN 05E-032

This letter is being sent to you in accordance with the requirements of the National Traffic and Motor Vehicle Safety Act. U.S. Bus Corporation has determined that a defect which relates to motor vehicle safety exists on certain U.S. Bus Corporation vehicles equipped with certain stop arms manufactured by Specialty Manufacturing Co., between January 1, 2002 and March 1, 2005.

We have been advised that Specialty Manufacturing Co. (SMC) has received reports that in extremely cold weather under certain conditions, the microswitches used internally to position the stop arm in either the open or closed position may malfunction, causing the stop arm to open or close to in improper position, or to not open at all.

For specifics of this recall, along with instructions for identifying stop arms covered under this recall and applying for reimbursement for repairs, please refer to the attached recall notice from Specialty Manufacturing Company.

U.S. Bus Corporation appreciates your business, and regrets any inconvenience to you resulting from this recall; however, your safety, the safety of the motoring public, and-most importantly-the safety of your passengers, is, and must remain, our primary concern. Thank you for your assistance in this very important matter.

Should you have any questions regarding this recall, you may reach me at (765) 939-3984, or by cell phone at (845) 641-4898.

Sincerely,

Michael A. Sykes, Director
Product and Business Development

3927 Elizabeth Street • Richmond, IN 47374 • Phone: (765) 939-3984 • Fax: (765) 939-4375
FACTORY
3 Pat Malone Drive • PO Box 329 • Suffern, NY 10901 • Phone: (845) 357-2510 • Fax: (845) 357-1133 • www.usbuscorp.com

VEHICLE RECALL LIST

RECALL NO. 05E-032 RECALL DESCRIPTION SPECIALTY STOP ARM

NO.	MODEL YEAR	17-DIGIT CHASSIS VEHICLE ID NO.	BODY SERIAL NO.	CUSTOMER	DATE RESP.	PARTS SHIPPED	DATE COMPLETE
001	2001	1GDJG31F711146004	SBGX59 1232	SHEPPARD BUS SERVICE			
002	2001	1FDSE35F2YCH04820	UF 1264				
003	2001	1FDSE35F6YCH04819	UF 1265				
004	2001	1FDSE35F4YCH04821	UF 1266				
005	2001	1GBHG31F111152243	UF 1268	SHEPPARD BUS SERVICE			
006	2001	1GBHG31F011152219	UC 1269				
007	2001	1GBHG31FX11151592	UC 1270				
008	2001	1GBHG31F811173901	UC 1271	SHEPPARD BUS SERVICE			
009	2001	1FDSE35F6YCH04822	UF 1275	SHEPPARD BUS SERVICE			
010	2001	1FDXE45F41HA96966		WHITEHALL-COPLAY			
011	2001	1FDXE45F11HB11966	SDX 1434	WHITEHALL-COPLAY			
012	2001	1GBJG31F711150532	SBCX59 1313	SHEPPARD BUS SERVICE			
013	2001	1FDXE45F41HA96966	SDX 1290	SHEPPARD BUS SERVICE			
014	2001	1GBJG31F711150756	SBCX59 1314	SHEPPARD BUS SERVICE			
015	2001	1GBJG31F711149039	SBCX59 1315	SHEPPARD BUS SERVICE			
016	2001	1GBJG31F511149850	SBCX59 1316	SHEPPARD BUS SERVICE			
017	2001	1GBJG31F311151645	SBCX59 1449	SHEPPARD BUS SERVICE			
018	2001	1GBJG31F911149303	SBCX59 1450	SHEPPARD BUS SERVICE			
019	2001	1GBJG31F511150044	SBCX59 1451	SHEPPARD BUS SERVICE			
020	2001	1GBJG31RX21140525	SBCX59 1622	SHEPPARD BUS SERVICE			

VEHICLE RECALL LIST

RECALL NO. 05E-032 **RECALL DESCRIPTION** **SPECIALTY STOP ARM**

NO.	MODEL YEAR	17-DIGIT CHASSIS VEHICLE ID NO.	BODY SERIAL NO.	CUSTOMER	DATE RESP.	PARTS SHIPPED	DATE COMPLETE
021	2001	1GBJG31RX21140525	SBCX59 1623	OFFICE OF HUM. AFFAIRS			
022	2001	1GBHG31F011203280	XUC 1604	SHEPPARD BUS SERVICE			
023							
024	2002	1FDXE45F42HA85333	SD 2268	WHITEHALL-COPLAY			
025	2002	1FDXE45F02HA85331	SD 2269	WHITEHALL-COPLAY			
026	2002	1GBJG31F221216518	SBCXX59 2487	CLEARVIEW			
027	2002	1GBJG31U931112088	SBCX59 2553	MORRIS COMM. HIGH SCH.			
028	2002	1GBJG31U131119067	XBC 2557	JOLIET TOWNSHIP			
029	2002	1GBJG31U031119818	XBC 2561	JOLIET TOWNSHIP			
030							
031	2003	1FDXE45F92HA25662	SBCX59 3482				
032	2003	1FDWE45F43HB61873	SDX 3330	JACKSON			
033	2003	1FDXE45F13HB09881	SDX 3264	JACKSON			
034	2003	1FDWE45F03HB61868	SDX 3331	JACKSON			
035	2003	1FDWE45F23HB61869	SDX 3332	JACKSON			
036	2003	1FDWE45F03HB61871	SDX 3333	JACKSON			
037	2003	1FDWE45F83HB64615	SDX 3334	JACKSON			
038	2003	1GBHG31U631140882	SBC 3464	NEIGHBORHOOD			
039							
040							

VEHICLE RECALL LIST

RECALL NO. 05E-032 RECALL DESCRIPTION SPECIALTY STOP ARM

NO.	MODEL YEAR	17-DIGIT CHASSIS VEHICLE ID NO.	BODY SERIAL NO.	CUSTOMER	DATE RESP.	PARTS SHIPPED	DATE COMPLETE
041	2004	1FDXE45P84HA82527	SDX 4373	JACKSON			
042	2004	1GBJG31U241231635	SBCX59 4512	WALL TOWNSHIP			
043	2004	1FDXE45P35HA50635	SD 4669	HILLSBOROUGH			
044	2004	1FDXE45PX5HA50633	SD 4670	HILLSBOROUGH			
045							
046							
047							
048							
049							
050							
051							
052							
053							
054							
055							
056							
057							
058							
059							
060							

VEHICLE RECALL LIST

RECALL NO. 05E-032 RECALL DESCRIPTION SPECIALTY STOP ARM

NO.	MODEL YEAR	17-DIGIT CHASSIS VEHICLE ID NO.	BODY SERIAL NO.	CUSTOMER	DATE NOTIFIED	DATE OF RESPONSE	DATE COMPLETE
001	2001	1GDJG31F711146004	SBGX59 1232	SHEPPARD BUS SERVICE	COLD		
002	2001	1FDSE35F2YCH04820	UF 1264	FACTORY-DIRECT BUS SLS	COLD		
003	2001	1FDSE35F6YCH04819	UF 1265	FACTORY-DIRECT BUS SLS	COLD		
004	2001	1FDSE35F4YCH04821	UF 1266	FACTORY-DIRECT BUS SLS	COLD		
005	2001	1GBHG31F111152243	UF 1268	SHEPPARD BUS SERVICE	COLD		
006	2001	1GBHG31F011152219	UC 1269	FACTORY-DIRECT BUS SLS	COLD		
007	2001	1GBHG31FX11151592	UC 1270	FACTORY-DIRECT BUS SLS	COLD		
008	2001	1GBHG31F811173901	UC 1271	SHEPPARD BUS SERVICE	COLD		
009	2001	1FDSE35F6YCH04822	UF 1275	SHEPPARD BUS SERVICE	COLD		
010	2001	1FDXE45F41HA96966	SDX 1533	WHITEHALL-COPLAY	COLD		
011	2001	1FDXE45F11HB11966	SDX 1434	WHITEHALL-COPLAY	COLD		
012	2001	1GBJG31F711150532	SBCX59 1313	SHEPPARD BUS SERVICE	COLD		
013	2001	1FDXE45F41HA96966	SDX 1290	SHEPPARD BUS SERVICE	COLD		
014	2001	1GBJG31F711150756	SBCX59 1314	SHEPPARD BUS SERVICE	COLD		
015	2001	1GBJG31F711149039	SBCX59 1315	SHEPPARD BUS SERVICE	COLD		
016	2001	1GBJG31F511149850	SBCX59 1316	SHEPPARD BUS SERVICE	COLD		
017	2001	1GBJG31F311151645	SBCX59 1449	SHEPPARD BUS SERVICE	COLD		
018	2001	1GBJG31F911149303	SBCX59 1450	SHEPPARD BUS SERVICE	COLD		
019	2001	1GBJG31F511150044	SBCX59 1451	SHEPPARD BUS SERVICE	COLD		
020	2001	1GBJG31RX21140525	SBCX59 1622	OFFICE OF HUM. AFFAIRS	COLD		

VEHICLE RECALL LIST

RECALL NO. 05E-032 RECALL DESCRIPTION SPECIALTY STOP ARM

NO.	MODEL YEAR	17-DIGIT CHASSIS VEHICLE ID NO.	BODY SERIAL NO.	CUSTOMER	DATE NOTIFIED	DATE OF RESPONSE	DATE COMPLETE
021	2001	1GBJG31RX21140525	SBCX59 1623	OFFICE OF HUM. AFFAIRS	COLD		
022	2001	1GBHG31F011203280	XUC 1604	SHEPPARD BUS SERVICE	COLD		
023							
024	2002	1FDXE45F42HA85333	SD 2268	WHITEHALL-COPLAY	COLD		
025	2002	1FDXE45F02HA85331	SD 2269	WHITEHALL-COPLAY	COLD		
026	2002	1GBJG31F221216518	SBCXX59 2487	CLEARVIEW	COLD		
027	2002	1GBJG31U931112088	SBCX59 2553	MORRIS COMM. HIGH	COLD		
028	2002	1GBJG31U131119067	XBC 2557	JOLIET TOWNSHIP	COLD		
029	2002	1GBJG31U031119818	XBC 2561	JOLIET TOWNSHIP	COLD		
030							
031	2003	1FDXE45F92HA25662	SBCX59 3482	FACTORY-DIRECT BUS SLS	COLD		
032	2003	1FDWE45F43HB61873	SDX 3330	JACKSON	COLD		
033	2003	1FDXE45F13HB09881	SDX 3264	JACKSON	COLD		
034	2003	1FDWE45F03HB61868	SDX 3331	JACKSON	COLD		
035	2003	1FDWE45F23HB61869	SDX 3332	JACKSON	COLD		
036	2003	1FDWE45F03HB61871	SDX 3333	JACKSON	COLD		
037	2003	1FDWE45F83HB64615	SDX 3334	JACKSON	COLD		
038	2003	1GBHG31U631140882	SBC 3464	NEIGHBORHOOD	WARM		
039							
040							

VEHICLE RECALL LIST

RECALL NO. 05E-032 RECALL DESCRIPTION SPECIALTY STOP ARM

NO.	MODEL YEAR	17-DIGIT CHASSIS VEHICLE ID NO.	BODY SERIAL NO.	CUSTOMER	DATE NOTIFIED	DATE OF RESPONSE	DATE COMPLETE
041	2004	1FDXE45P84HA82527	SDX 4373	JACKSON	COLD		
042	2004	1GBJG31U241231635	SBCX59 4512	WALL TOWNSHIP	COLD		
043	2004	1FDXE45P35HA50635	SD 4669	HILLSBOROUGH	COLD		
044	2004	1FDXE45PX5HA50633	SD 4670	HILLSBOROUGH	COLD		
045							
046							
047							
048							
049							
050							
051							
052							
053							
054							
055							
056							
057							
058							
059							
060							

U.S. BUS

CORPORATION

WE'RE SERIOUS ABOUT SMALL BUSES.

August 19, 2005

Mrs. Kelly Schuler
Office of Defects Investigation
National Highway Transportation
Safety Administration
400 Seventh Street S.W.
Washington, DC 20590

Dear Mrs. Schuler:

U.S. Bus Corporation has determined that a defect exists in several buses manufactured by our company, and has initiated a recall of affected vehicles.

Specifically, the defect is described as a failure of certain body joints to comply with **49CFR517.108**, *School Bus Lighting*.

We have been informed By Specialty Manufacturing Co. that, under certain weather conditions, the operation of the stop arm may malfunction due to freezing of the electrical components.

The remedy for this defect is replacement of the switch pack and inspection of the heater circuit to ensure that it is wired properly. The customers will be notified by U.S. Bus Corporation of the defect, and will be referred to Specialty Manufacturing for the repair parts kit and application for reimbursement for repairs.

Sincerely,

Michael A. Sykes, Director
Product and Business Development

3997 Elizabeth Street • Richmond, IN 47374 • Phone: (765) 939-3984 • Fax: (765) 939-4375

FACTORY
3 Pat Malone Drive • PO Box 329 • Suffern, NY 10901 • Phone: (845) 357-2510 • Fax: (845) 357-1133 • www.usbuscorp.com