

May 26, 2005

Ms. Kathleen C. DeMeter, Director
Office of Defects
U.S. Department of Transportation
National Highway Traffic Safety Admin.
400 - 7th Street S.W.
Washington, DC 20590

RECEIVED
215-215
2005 JUN -6 P 3:08
OFFICE OF
DEFECTS INVESTIGATION

05V-265
(11 pages)

Dear Ms. DeMeter:

Winnebago Industries, Inc. submits the following report pursuant to Part 573 of the NHTSA regulations. The numbered paragraphs below correspond to those found at Part 573.5(c).

1. Winnebago Industries, Inc.
605 W. Crystal Lake Road
Forest City, IA 50436
2. The motor vehicles potentially containing the defect are on certain 2006 model year Winnebago® View and Itasca® Navion motorhomes equipped with optional rear suspension air bags. These motor homes were manufactured March 14, 2005 through May 9, 2005. The vehicles were identified using production records showing models and VINs.
3. The total number of vehicles potentially containing the defect is: 89.
4. It is estimated that 100 percent of the vehicles contain the defect.
5. Winnebago Industries, Inc. has determined a safety defect exists where the rear suspension air bag upper mount can move and contact the tire causing tire damage and vehicle instability which could result in personal injury and/or vehicle and property damage.
6. Winnebago Industries, Inc. discovered this defect as a result of our own monitoring of field support data by our Customer Service Department
7. N/A.
8. Winnebago Industries, Inc. will remedy this defective situation by installing a reinforcement plate for the upper air bag mount. Winnebago Industries® estimates the dealer letter will be mailed on or about June 3, 2005. The owner letter will be mailed two weeks later.
9. Enclosed is a copy of the dealer letter in draft form.

Ms. Kathleen C. DeMeter, Director

May 26, 2005

Page Two

10. Enclosed is a copy of the owner letter in draft form.

11. The recall documents will carry the Winnebago Industries, Inc. Number 95.

Should you have questions regarding this information, please contact the undersigned.

Sincerely,

A handwritten signature in black ink, appearing to read 'Ronald W. Post', with a long horizontal flourish extending to the right.

Ronald W. Post
Product Compliance Manger

Recall/2

Enclosure

c: Ray Beebe
Steve Evenson
Marv Nieman
Donna Bindel
Dale Jordal

TO: Winnebago Industries, Inc. Dealers

SUBJECT: Campaign #95 –Rear Suspension Air Bag Upper Mount Reinforcement

The National Traffic and Motor Vehicle Safety Act, as amended, provides that each vehicle which is subject to a recall campaign of this type must be adequately repaired within a reasonable time after the owner has tendered it for repair. A failure to adequately repair within 60 days after tender of a vehicle is prima facie evidence of failure to repair within a reasonable time.

If the condition is not adequately repaired within a reasonable time, the owners may be entitled to an identical or reasonably equivalent vehicle at no charge or to a refund of the purchase price less a reasonable allowance for depreciation.

To avoid having to provide these burdensome solutions, every effort must be made to promptly schedule an appointment with each owner and to repair their vehicle as soon as possible. As you will see in reading the enclosed copy of the letter which is being sent to owners, the owners are being instructed to contact Winnebago Industries, Inc. if you do not remedy the condition within five days of the mutually agreed upon service date. If the condition is not remedied within a reasonable time, they are instructed on how to contact the National Highway Traffic Safety Administration.

REASON FOR THIS RECALL

Winnebago Industries, Inc. has decided that a defect which relates to motor vehicle safety exists on certain 2006 model year Winnebago® View and Itasca® Navion motor homes equipped with optional rear suspension air bags. These motor homes were manufactured March 14, 2005 through May 9, 2005. Winnebago Industries, Inc. has determined a safety defect exists where the rear suspension air bag upper mount can move and contact the tire causing tire damage and vehicle instability which could result in personal injury and/or vehicle and property damage.

OWNER NOTIFICATION

Owners will be notified of this campaign on their vehicles by Winnebago Industries, Inc. For all units in your inventory, the notification will be mailed to you. **DO NOT DELIVER TO A CUSTOMER ANY SUBJECT UNIT UNTIL CORRECTIVE ACTION HAS BEEN TAKEN.**

Enclosed is a list of vehicles shipped to you.

DEALER CAMPAIGN RESPONSIBILITY

Dealers are to service all vehicles subject to this campaign at no charge to owners regardless of mileage, age of vehicle, or ownership from this time forward.

Whenever a vehicle subject to this campaign is taken into new or used vehicle inventory, or it is in your dealership for service in the future, you should take the steps necessary to be sure the campaign correction has been made before reselling or releasing the vehicle. Owners of vehicles recently sold from your new vehicle inventory are to be contacted by the dealer, and arrangements made to make the required correction according to instructions contained in this campaign.

INSTRUCTION TO PERFORM CAMPAIGN #95

Affected Models:

Certain 2006 Winnebago® View and Itasca® Navion with optional rear suspension air bags manufactured March 14, 2005 through May 9, 2005.

Repair Procedure:

Refer to instruction sheet for installation of the rear suspension air bag upper mount reinforcement kit.

Parts Information:

Order the following Parts Kit from Winnebago Industries® using the WIN NET system. You will be placing the order as a recall order. You will need the recall dealer number and the Winnebago Industries serial number of the affected vehicle to place the order.

Dealer Number: 7665

<u>Quantity</u>	<u>Part Description</u>	<u>Winnebago Part Number</u>
1	Rear Suspension Air Bag Upper Mount Reinforcement Kit(with instructions)	RC7665-05-795

REIMBURSEMENT

When the service has been completed, fill out your repair order that has the labor amount and labor operation number listed below. The repair order must be properly signed by both dealer and owner before it is submitted to Winnebago Industries.

	OPERATION NUMBER	TIME ALLOWANCE
Installation of the rear suspension air bag upper mount reinforcement kit	24950101	2.0 hrs

Thank you for your cooperation.

Winnebago Industries, Inc.
Forest City, Iowa 50436

Enclosures

**Instructions to Perform Campaign 95
2006 Winnebago View & Itasca Navion
(500-Series)
Air Bag Bracket Reinforcement**

Air Bag Bracket Reinforcement Kit-Part #RC7665-05-795


<u>Kit Contents:</u>	<u>Qty.</u>
Bracket Assembly- Air Bag	(2)
Plate- Backing	(2)
Nut- Hex w/Nylon Flange 1/2-13 ZN	(2)
Nut- Hex 5/16-18, Self-Locking	(8)
Bolt- Hex, 1/2- 13 X 3 1/2"	(2)
Bolt- Hex, 5/16-18 X 3"	(8)
Washer- Flat- 1/2 wide Zinc	(2)
Washer- Flat- 1/4 wide Zinc	(8)

Tools Required:

1/2" Open End Wrenches	2
9/16" Open End Wrench	1
3/4" Open and/or Box End Wrenches	2
Drill	1*
Drill Bit, 17/64"	1*
*if req'd	

Procedure:

- 1) Release all of the air pressure from the air bags. The valves are located behind the generator in the right rear corner of the vehicle. (photo 9501)



- 2) The air bags are located between the rear axle leaf springs and the frame rails. (photo 9502) If a hoist is available, you may raise the vehicle for easier access.




- 3) The air line fitting at the top of the air bag is a quick release design. Remove the air line from the air bag by depressing the ring on the fitting at the base of the air line. (photo 9503)

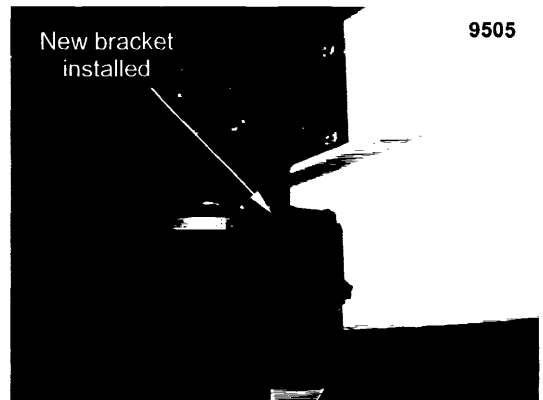


- 4) Locate the bolt in the top center of the air bag. Remove it with a 9/16" open end wrench.

- 5) Push the top of the air bag down and out of the way. Discard the octagon shaped plate that was at the top of air bag. (photo 9504)




- 6) Install the new Air Bag Bracket 156281-02-02B and Backing Plate 156283-01-02B as shown in photo 9505 and 9506 at right and in Figure 1 and Figure 2 on page 4. The bolt will pass through an existing 1/2" hole in the frame rail.



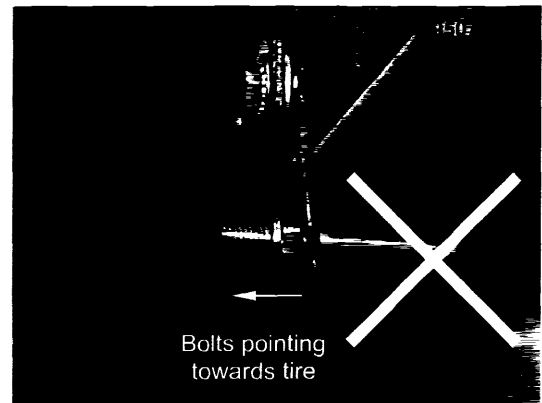
- 7) Re-assemble the air bag, air line and tighten the center bolt. Recommended torque is 45 LBS-IN. *NOTE: Trim approx. 1/4" off end of air line to obtain optimal sealing before reattaching to inlet.*

- 8) Tighten the nut and bolt running through the frame rail (photo 9506) **until the new parts are snug, then tighten one additional turn only.**



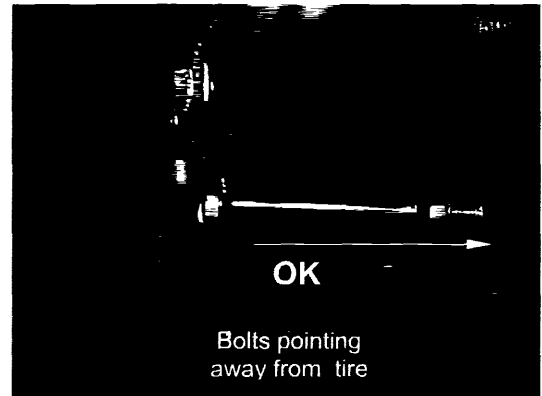
- 9) Repeat on the other side of the vehicle. Inflate the air bags to **30 psi.**

- 10) If the 5/16" X 3-3/4" lower attachment bolts are oriented with the nuts towards the tire (photo 9507), remove and replace them so they face away from the tire (photo 9508). Tighten until the metal bracket bends slightly and the nuts bottom out on the threads of the bolts.



- 11) Inspect the upper air bag bracket. If the rivets (see arrows in photo 9509) are still holding the bracket tightly to the frame rail, the procedure is complete and you can skip step 12.


- 12) If the bracket is loose or the rivets have started to pull out of the rail, the rivets must be replaced with bolts as described in step 13. The wheels should be removed for this operation.



- 13) Drill rivets out with a 17/64" bit. Continue drilling through both sides of the frame rail and replace the rivets with Bolts 000C12-05-48B, Washer 000E13-14-00B, and Nuts 00D29-05-00B. The nuts and washers should be oriented to the inside of the chassis rail. Repeat for remaining rivets.

- 14) Tighten the nuts and bolts until the parts are snug, then tighten one additional turn only.

- 15) Remount wheels and **tighten lug nuts to 140 ft.lbs.** (124-152 ft.lbs.) in crosswise pattern, then torque tighten again in the same sequence. *NOTE: Check and retighten wheel nuts after driving 30 miles, then again at 100 miles and 500 miles after mounting a wheel.*



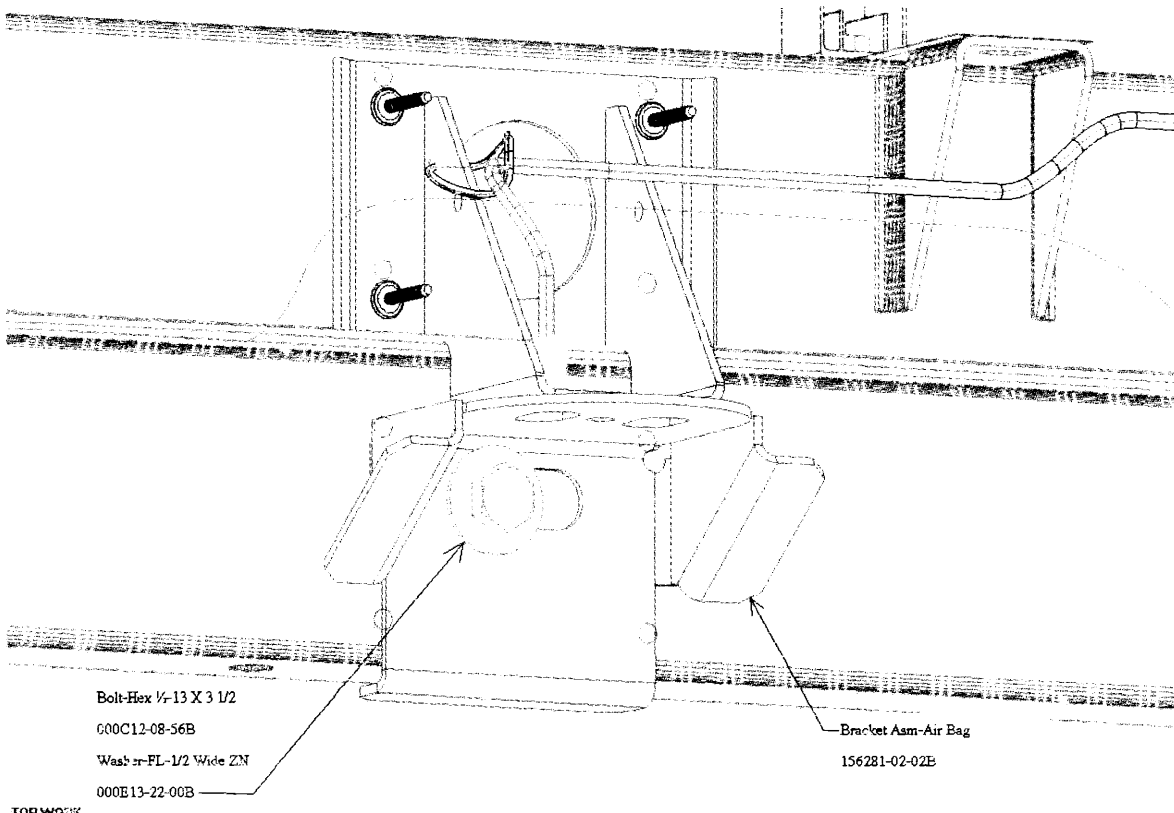


Figure 1

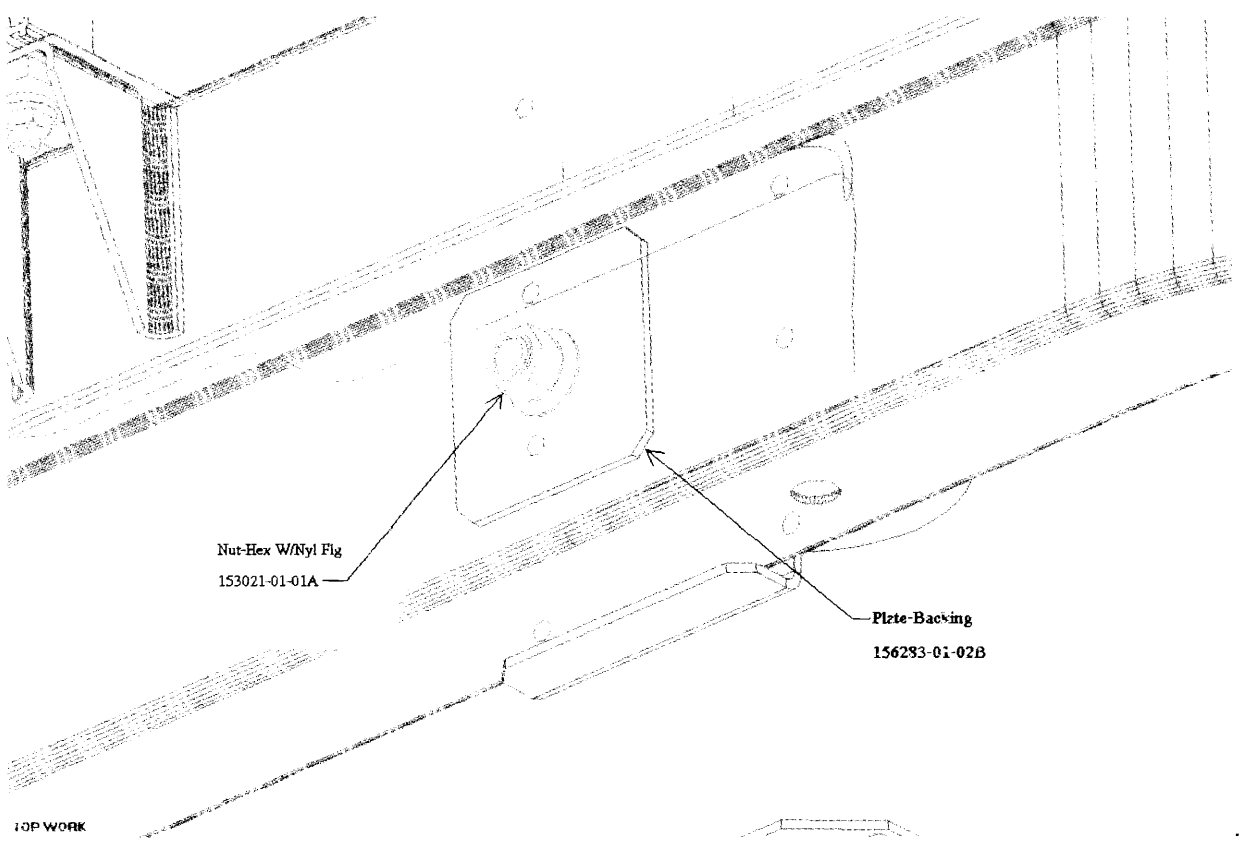


Figure 2

June 17, 2005

RECALL #95

**RE: BODY SERIAL
CHASSIS SERIAL**

Dear Owner:

This notice is being sent to you in accordance with the requirements of the National Traffic and Motor Vehicle Safety Act. Our records indicate that you have purchased a vehicle with the serial number which appears above. If you have paid to have this defect corrected, you may be eligible for reimbursement. To be eligible, you must meet the requirements described in the enclosed Reimbursement Plan Notice.

REASON FOR THIS RECALL

Winnebago Industries, Inc. has decided that a defect which relates to motor vehicle safety exists on certain 2006 model year Winnebago® View and Itasca® Navion motor homes equipped with optional rear suspension air bags. These motor homes were manufactured March 14, 2005 through May 9, 2005. Winnebago Industries, Inc. has determined a safety defect exists where the rear suspension air bag upper mount can move and contact the tire causing tire damage and vehicle instability which could result in personal injury and/or vehicle and property damage.

WHAT WE WILL DO

Winnebago Industries, Inc. dealers will install a rear suspension air bag upper mount reinforcement kit at no charge to you.

WHAT YOU SHOULD DO

Please contact your Winnebago Industries, Inc. dealer immediately to arrange for an appointment. Please allow sufficient time for your dealer to obtain the kit for this recall. The labor time necessary to perform this correction will be approximately two hours. Please allow time for the dealer to process your vehicle.

Winnebago Industries, Inc. dealers are best equipped to obtain parts and provide service to ensure your vehicle is corrected as promptly as possible. HOWEVER, if you take your vehicle to the dealer on the agreed date and he does not service this condition on that date or within five days, we recommend you contact Winnebago Industries, Inc., Attn.: Owner Relations Representative (641-585-6939). If you are still unable to obtain such installation without charge to you and within a reasonable time, you may contact the Administrator, N.H.T.S.A., Washington, DC 20590, or call toll free, Auto Safety Hot Line, 888-327-4236.

Presentation of this letter to the service center will assist in making the necessary correction to your vehicle in the shortest possible time. If you have sold or traded your vehicle, please let us know by completing the postage-paid owner reply card and returning it to us.

Federal law requires that any vehicle lessor receiving this recall notice must forward a copy of this notice to the lessee within ten days.

We are sorry to cause you this inconvenience; however, we have taken this action in the interest of your safety and continued satisfaction with our products. This letter does not constitute an acknowledgment of legal liability.

Winnebago Industries, Inc.
Forest City, Iowa 50436

Enclosure

REIMBURSEMENT PLAN NOTICE

Dear Owner:

If you have already paid to have this defect or noncompliance corrected (Winnebago Industries® Recall No. 95), you may be eligible for reimbursement under this plan.

TO BE ELIGIBLE, YOU MUST MEET ALL OF THE FOLLOWING REQUIREMENTS:

1. You own or have owned a Winnebago® View or an Itasca® Navion equipped with optional rear suspension air bags built between March 14, 2005 through May 9, 2005.
2. You have paid to replace the rear air bags or tires.
3. The repair was performed on or prior to June 17, 2005.
4. You have the original repair order or invoice showing:
 - ◆ Vehicle model and year or VIN.
 - ◆ Repair date.
 - ◆ Itemized labor charges including description of the air bag repair or tire replacement.
 - ◆ Your name and address at the time of repair.
 - ◆ Name and address of repair shop.

TO REQUEST REIMBURSEMENT:

1. Complete the reimbursement application. (See reverse side.)
2. Mail this application along with the original copy of the repair order or invoice to:

Attention: Owner Relations
Winnebago Industries, Inc.
605 West Crystal Lake Road
P.O. Box 152
Forest City, IA 50436

3. Retain copies of repair order or invoice for your records.

SEE REVERSE SIDE FOR REIMBURSEMENT APPLICATION

**REIMBURSEMENT APPLICATION
WINNEBAGO INDUSTRIES, INC.**

RECALL CAMPAIGN NO. 95

Please Print All Information:

First Name: _____

Last Name: _____

Mailing Address: _____

Telephone Number: _____
(If we need additional information)