



* WWW.BIGDOGMOTORCYCLES.COM *

April 13, 2005

Ms. Kathleen C. DeMeter
Director, Office of Defects Investigation
National Highway Traffic Safety Administration
400 Seventh Street SW, Room 5326
Washington DC 20590

Via FAX and Regular Mail

RECEIVED
2005 APR 14 A 7:40
OFFICE OF DEFECTS INVESTIGATION

(7 pages)
05V-149

RE: Notice of Recall in Accordance with the Requirements of 49 CFR Part 573

Dear Ms. DeMeter:

This report reflects a decision by Big Dog Motorcycles, L.L.C. (Big Dog Motorcycles) that there is a safety defect in the primary drive on certain 2005 model motorcycles produced by Big Dog Motorcycles.

Vehicle Identification

The motorcycles involved in this campaign are all 2005 model Big Dog Motorcycles' motorcycles.

Vehicles Potentially Containing Defect

Big Dog Motorcycles is recalling 1418 of its 2005 model motorcycles manufactured between August 1, 2004 and January 22, 2005. This is the entire population of motorcycles equipped with the subject primary drive sprocket nut. The breakdown by model is as follows: Pitbull – 195; Mastiff – 197; Chopper – 424; Ridgeback – 462; Chopper-DT – 140.

Description of Defect

The primary drive sprocket nut may back off the engine main shaft. This could cause the primary drive to lock up and cause a crash. This condition could occur without any prior warning. Big Dog Motorcycles has no reports of any accidents or injuries related to this condition.

Chronology of Events

February and March 2005: Big Dog Motorcycles received several reports of primary drive sprocket nuts backing off on motorcycles in the field.

April 6, 2005: After further review, and after consultation with Big Dog Motorcycles' counsel, Big Dog Motorcycles' management decided to conduct a safety recall campaign to further address this problem.

Remedy Program

Big Dog Motorcycles' dealers and service centers will inspect all vehicles that are members of the subject population to determine if the primary drive was assembled with a 1/2" primary drive sprocket nut. The 1/2" sprocket nut will be replaced with a 3/4" sprocket nut with applied torque of 150 ft-lbs and three drops of red Loctite 262. Attached is a copy of Big Dog Motorcycles' customer letter, as required by 49 CFR Part 577. A copy of all notices to Big Dog Motorcycles' dealers or others related to this campaign are also included.


Reimbursement Program

Pursuant to 49 CFR Part 577.11(e), Big Dog Motorcycles requests that it be exempted from providing notification of a reimbursement plan. All of the affected units are covered by the manufacturer's 2-year limited warranty. Accordingly, no person would be eligible for reimbursement pursuant to Part 573.13.

Big Dog Motorcycles is prepared to send out the notification letters to owners on or about May 15, 2005.

Please advise the undersigned or in the alternative, Luke McAfee (at 316-219-6504; or fax: 316-219-6604) of the NHTSA campaign number assigned to this recall.

Sincerely,



Doug Stuhlsatz
General Counsel

Big Dog Motorcycles, L.L.C.
Direct Phone: 316-219-7006
Direct Fax: 316-219-7106



May 1, 2005

Safety Recall Notice #05V-xxx

Dear Big Dog Motorcycles' Dealer/Service Center:

This notice is sent to you regarding requirements set forth by the National Highway Traffic Safety Administration (NHTSA).

Big Dog Motorcycles, L.L.C. (Big Dog Motorcycles) has determined that a defect, which relates to motor vehicle safety, exists on all 2005 models manufactured prior to January 22, 2005. Some of these motorcycles were built using a 7/8" -14 x 1/2" primary drive sprocket nut. Under certain conditions, this sprocket nut could back off the engine main shaft. This condition could occur without any prior warning. At this time Big Dog Motorcycles has no reports of any accidents or injuries related to this condition.

A recall notice will be sent on or about May 15, 2005, to the registered owners of these motorcycles. Some of the motorcycles affected by this recall are shown in your inventory. A list of these bikes is enclosed. **We ask that you immediately suspend all pending and future sales of motorcycles affected by this recall campaign until the remedy has been performed.** It is a violation of Federal law for a dealer to deliver a new vehicle covered by this notice under a sale or lease until the defect is remedied. Federal regulations require any lessor receiving this letter to forward it to the lessee within 10 days.

What You Should Do

Owners of the above-mentioned motorcycles will contact you to schedule this remedy. A supply of 3/4" primary drive sprocket nuts is included with this mailing. Additional sprocket nuts can be obtained by contacting your Warranty Administrator and will be sent to you at no charge. Inspect and replace as necessary the primary drive sprocket nut as outlined in the Inspection and Installation Instructions attached to this notice. These instructions are also posted on the Big Dog Motorcycles Dealer website. Follow this procedure for motorcycles in your inventory that must be updated before they can be sold. Enter a warranty claim through AWS using Labor Op R05V-xxxR or R05V-xxxL. Big Dog Motorcycles will pay .9 hour of labor for the replacement of the sprocket nut, or .4 hour of labor for inspection only at your posted hourly shop rate. Contact the Warranty Department for any questions you may have on submitting claims or ordering parts for recall repairs.

We will inform the owners of these motorcycles of this remedy. You can advise them of the exact turnaround time based on scheduling and any other factors that may exist.

We appreciate your cooperation and prompt attention to this important matter. Big Dog Motorcycles apologizes for any inconvenience this may cause you, but assures you that we have taken this step as one that is important to our customer's personal safety.

Should you have any questions, contact Customer Service at 316-267-9121.

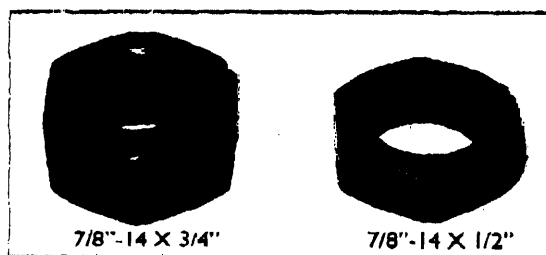
Sincerely,
BIG DOG MOTORCYCLES, L.L.C.



Primary Drive Sprocket Nut Inspection and Installation Instructions Recall #05V-???


Some early production 2005 models manufactured prior to January 22, 2005 were built using a 7/8" -14 X 1/2" primary drive sprocket nut. Under certain conditions, this sprocket nut did not hold torque specifications and could back off.

Replace the 7/8"-14 X 1/2" primary drive sprocket nut with a 7/8"-14 X 3/4" primary drive sprocket nut P/N: BDM120-00597 with an applied torque of 150 ft-lbs and 3 drops Red Loctite 262.



CORRECT

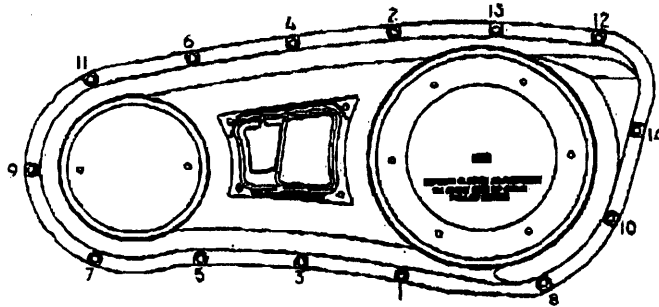
INCORRECT



Outer Primary Cover and Sprocket Nut Inspection and Replacement

1. Remove the outer primary cover.
2. Inspect the sprocket nut.
 - a. If the sprocket nut is 7/8"-14 X 3/4" move to step 5 (Reassemble the primary drive).
 - b. If the sprocket nut is 7/8"-14 X 1/2" remove and replace with the correct 3/4" nut.
 - c. If the incorrect sprocket nut (1/2") has backed off, inspect for sprocket, rotor and/or sprocket shaft damage.
 - d. If damage is extensive to the sprocket shaft and cannot be repaired, contact Technical Support.
3. Clean the sprocket shaft threads thoroughly of Loctite and debris.
4. Install 7/8"-14 X 3/4" primary drive sprocket nut on the sprocket shaft and verify that the nut runs on and off freely.

5. Reassemble the primary drive:
 - a. Install the 7/8"-14 X 3/4" primary drive sprocket nut P/N: BDM120-00597 applying 3 drops of Red Loctite 262 to the sprocket shaft threads.
 - b. Insert a 8" X 1" X 1/4" BDM primary locking bar (or equivalent) between the drive sprocket and clutch ring gear and torque the nut to 150 ft-lb.
 - c. Adjust the primary drive chain to 5/8" deflection.
 - d. Torque the adjuster to 25 ft-lbs.
6. Install outer primary cover making certain the O-ring and mating surfaces are clean with O-ring seated in the grooves.
7. Follow the outer primary torque sequence. 90-110 in-lbs 1 Drop – Purple Loctite 222.
8. Clean and reinstall magnetic drain plug. Torque to 90-110 in-lbs.
9. Fill with 48 oz. of primary fluid.



TORQUE SPECIFICATIONS

Fastener	Torque	Thread Fastener
Primary Sprocket Nut	150 ft-lbs	3 Drops - Red Loctite 262
Primary Chain Adjuster Nut	25 ft-lbs	None
Drain Plug	90-110 in-lbs	None
Primary Cover	90-110 in-lbs	1 Drop – Purple Loctite 222

For more information, refer to the 2005 Big Dog Motorcycles Service Manual Chapter 4 Clutch and Primary.

Enter a warranty claim through AWS for this procedure.

- Use Labor Op R05V-???R for the replacement of the primary drive sprocket nut. Big Dog Motorcycles will pay .9 hours of labor for this procedure.
- Use Labor Op R05V-???I if you have inspected the nut and found that it did not have to be replaced. Big Dog Motorcycles will pay .4 hours of labor for this procedure.



* WWW.BIGDOGMOTORCYCLES.COM *

May 15, 2005

«Firstname» «LastName» «Proj_»
«Address1»
«City», «ST» «Zip»

**Re: Safety Recall Notice; Campaign No. 05V-xxx;
Primary Drive Sprocket Nut Remedy**

Dear Big Dog Motorcycles Owner:

This notice is sent to you in accordance with the requirements of the National Traffic and Motor Vehicle Safety Act.

Big Dog Motorcycles, L.L.C. (Big Dog Motorcycles) has decided that a defect, which relates to motor vehicle safety, exists in certain 2005 Big Dog Motorcycles models in which the primary drive sprocket nut may back off of the engine main shaft. This could cause the primary drive to lock up. This condition could occur without any prior warning and could result in a crash.

According to our records, you are the registered owner of a 2005 Big Dog Motorcycles «ModelName» with VIN «VIN», one of the motorcycles subject to this recall. If you have received this notice and are not the owner of the above-mentioned motorcycle, please contact the Big Dog Motorcycles' Warranty Department at 316-267-9121 immediately. Federal regulations require any lessor receiving this letter to forward it to the lessee within 10 days.

What You Should Do

Take your motorcycle to your Big Dog Motorcycles' dealer or service center where the primary drive sprocket nut will be inspected and replaced if necessary. There will be no charge to you.

What We Will Do

Your dealer or service center will inspect and replace as necessary the primary drive sprocket nut. This procedure will take approximately one hour to perform. Your dealer will be able to advise you of the exact turnaround time based on scheduling and any other factors that may exist.

1520 E. Douglas Avenue • Wichita, Kansas 67214

PHONE 316-267-9121 • BIG DOG MOTORCYCLES LLC • FAX: 316-267-2597

If you are not able to obtain the necessary service on your motorcycle, please contact the Big Dog Motorcycles' Customer Service Department and we will assist you. The address and telephone number is:

1520 E. Douglas Avenue
Wichita, KS 67214
Telephone: 316.267.9121
Fax: 316.219.9129
E-mail: annc.dixon@bigdogmotorcycles.com

If your dealer or Big Dog Motorcycles fails or is unable to remedy your motorcycle without charge within a reasonable time, you may inform the Administrator, National Highway Traffic Safety Administration, 400 Seventh Street SW, Washington, DC 20590, or call the toll-free Auto Safety Hotline at 1-888-327-4236.

We appreciate your cooperation and prompt attention to this important matter. We apologize for any inconvenience this may cause you, and we assure you that we have taken this step as one that is important to your personal safety.

We appreciate your business and want to insure your continued satisfaction with Big Dog Motorcycles' products.

Sincerely,

BIG DOG MOTORCYCLES, LLC