



# TECHNICAL SERVICE BULLETIN

THE NEW AMERICAN MOTORCYCLE

Date: 10/25/2004

## Victory Motorcycle

Bulletin Number: **V-04-03**

Model Years: **2005**

Safety Alert Fax  Safety Recall  Service Bulletin  Service Alert Fax  Production Update Kit

Distribution:  Owner / Principal  Service Manager  Sales Manager  Parts Manager  Technicians

5 Pages

*This Service Bulletin is located at [www.polarisdealers.com](http://www.polarisdealers.com)*



-Confidential and Proprietary-

### SUBJECT: LOOSE FUEL LINE HOSE CLAMP AT FUEL RAIL

**PURPOSE:** The Victory Motorcycle Division of Polaris Industries Inc. has decided that the hose clamp that secures the high pressure fuel line to the fuel rail may be loose, allowing fuel to leak from the hose on some 2005 Victory motorcycles. Fuel leakage around the fitting creates the potential for a fire. **DO NOT SELL, DELIVER, OR OPERATE AN AFFECTED UNIT UNTIL THE REPAIR PROCEDURE ON PAGE 4 HAS BEEN COMPLETED!**

**MODEL(S) AFFECTED:** IMPORTANT! THE VIN RANGE FOR EACH AFFECTED MODEL IS LISTED BELOW. SOME VEHICLES WITHIN THESE VIN RANGES WERE REPAIRED PRIOR TO SHIPMENT AND ARE NOT AFFECTED. PLEASE CHECK VIN NUMBERS AGAINST THE NON-AFFECTED LIST ON PAGE 5.

2005 Model(s) Affected	Model Number(s)	Serial Numbers of Affected Vehicles
2005 Vegas™	V05GB16 DA, LA, DG, LG, DJ, LJ, LH, CK, DK, DR, DRP,	5VPG <u>B</u> 16*#5 3006030 - 3006919
2005 Vegas™ 8-Ball	V05AB16 DA, LA	5VPA <u>B</u> 16*#5 3006535 - 3006902
2005 Kingpin™	V05CB16 DA, LA, DAP, DE, LE, DG, DH, LH, DJ, LJ, DR LR,	5VPC <u>B</u> 16*#5 3006048 - 3006964
2005 Ness Kingpin™	V05DC16 DT, LT	5VPD <u>C</u> 16*#5 3006491 - 3006907
* The eighth digit is a series number and may be a D (Domestic 49 state), C (Canada), or an L (California)		
# This is a check digit and may be any number or letter		

### WHAT YOU MUST DO:

- 1) Perform this Safety Recall Bulletin repair (page 4) on all affected motorcycles in your inventory and contact owners of delivered units immediately. DO NOT deliver an affected 2005 motorcycle until this repair has been completed.
- 2) File a warranty claim. Refer to Warranty Claim Information on page 2.

### CUSTOMER NOTIFICATION:

A customer notification letter 04V-(TBA) will be sent to registered owners of motorcycles affected by this bulletin. An example of the letter is shown on page 3. In addition to the notification letter sent by Victory, dealers are required to notify owners of motorcycles sold by their dealership, and to make arrangements to perform this warranty repair immediately.

The information contained within this bulletin is confidential and protected by U.S. and international copyright laws, and is the property of Polaris Industries Inc. This service bulletin is provided for the sole use of authorized Polaris dealers and distributors. This service bulletin is not to be distributed, duplicated, or copied, digitally or otherwise, without the written consent of Polaris Industries Inc.

# WARRANTY CLAIM INFORMATION:

<b>Safety Recall Number</b>	V-04-03
<b>Claim Type</b>	File Warranty Claim Type <b>SB</b> for both registered units and units in your inventory.
<b>Labor Allowance</b>	Enter :15 min in the labor area for each vehicle repaired.
<b>Warranty Claim Special Instructions</b>	A single group claim using the claim type <b>SB (Service Bulletin)</b> may be submitted listing the serial number and date of repair for all machines with the <u>same model number</u> . <b>DO NOT PUT MORE THAN ONE MODEL NUMBER ON A CLAIM.</b>
<b>Part Numbers to List on Claim</b>	Enter (1) 0000505 and (1) 7170107 bulletin completion decal in the parts area of the warranty claim.



**PARTS REQUIRED:** No parts required.

### CUSTOMER REIMBURSEMENT:

All units affected are currently within the factory warranty period. No customer reimbursement plan will be necessary for this recall.

### BULLETIN COMPLETION DECAL:

After completion of this bulletin, fill out a service bulletin completion decal (P/N 7170107) and install on the inside of left side cover as shown.



Sincerely,

Karl Iverslie  
Manager, Technical Service & Warranty

The information contained within this bulletin is confidential and protected by U.S. and international copyright laws, and is the property of Polaris Industries, Inc. This service bulletin is provided for the sole and exclusive use of the original recipient as prescribed by Polaris Industries, Inc. and may not be distributed, duplicated, or copied, digitally or otherwise, without the written consent of Polaris Industries, Inc.



**THE NEW AMERICAN MOTORCYCLE™**  
**Warning and Recall Notice 04V-(TBA)**

(EXAMPLE OF LETTER SENT BY VICTORY TO OWNERS IN THE U.S.)

Dear Victory Owner:

This notice is sent to you in accordance with the requirements of the National Traffic and Motor Vehicle Safety Act.

The Victory Motorcycle Division of Polaris Industries Inc. has decided that a defect which relates to motor vehicle safety exists in some model year 2005 Victory Vegas™, Vegas™ 8-Ball, Kingpin™, and Ness Kingpin™ motorcycles. Our records indicate that you have purchased one of the potentially affected motorcycles.

The clamp that secures the high pressure fuel hose to the fuel rail may be loose. A loose clamp may allow fuel to leak from the fuel rail fitting, creating the potential for a fire.

Upon receipt of this recall notice, **stop riding your 2005 Victory motorcycle immediately!** Please call your authorized Victory motorcycle dealer to schedule an appointment to have your motorcycle repaired. Do not attempt repairs yourself. Repairs must be done only by an authorized Victory dealer.

The repair will consist of positioning the clamp and tightening it to the proper torque. Repairs will be made by an authorized Victory motorcycle dealer at no cost to you. The repair will take approximately fifteen minutes to perform, although your dealer may need your motorcycle for a longer period of time depending on their work schedule.

While your Victory dealer is in the best position to answer your questions, if you have any questions that your dealer cannot address, or if you are having difficulty obtaining the recall repair outlined in this letter, please call our Consumer Service Department at (763) 417-8650.

If you believe that the Victory Motorcycle Division of Polaris Industries Inc. has failed to remedy this defect without charge or is unable to do so within a reasonable time, you may submit a complaint to the Administrator of the National Highway Traffic Safety Administration at 400 Seventh Street S.W., Washington D.C. 20590 or call the toll-free safety hotline at 1-888-327-4236.

We are sorry for this inconvenience; however, in the interest of your safety, it is very important that you arrange for this repair as soon as possible.

Sincerely,

A handwritten signature in cursive script that reads "Karl Iverslie".

VICTORY MOTORCYCLE DIVISION OF POLARIS INDUSTRIES INC.

Karl Iverslie

Manager, Technical Service & Warranty

Federal law requires that any vehicle lessor receiving this recall notice must forward a copy of this notice to the lessee within 10 days. If you are no longer the owner of the Victory motorcycle indicated by this letter, please contact our Consumer Service Department @ 763-417-8650 so we may update our records. Or write to us at:

Polaris Industries, Inc.  
Consumer Service Department  
2100 Highway 55  
Medina, MN 55340-9962

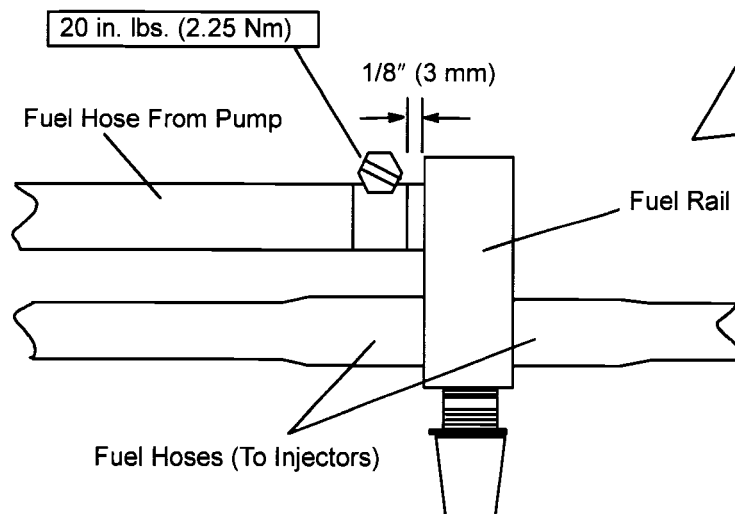
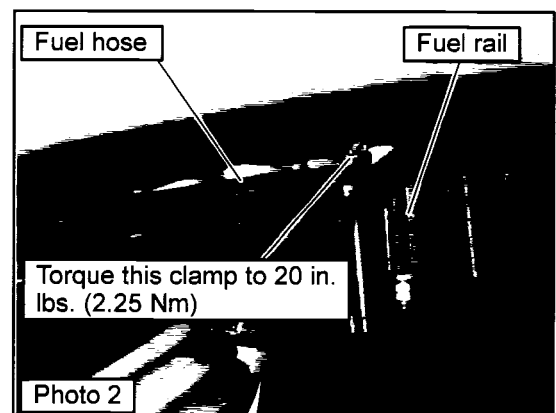

REF: V0403

The information contained within this bulletin is confidential and protected by U.S. and international copyright laws, and is the property of Polaris Industries Inc. This service bulletin is provided for the sole use of authorized Polaris dealers and distributors. This service bulletin is not to be distributed, duplicated, or copied, digitally or otherwise, without the written consent of Polaris Industries Inc.

## INSPECTION / REPAIR PROCEDURE:

V-04-03 Page 4 of 5

1. Remove the triangular chrome fuel rail cover located on the right side of the motorcycle by pulling outward evenly at all corners. (**Photo 1**)
2. Locate the fuel hose clamp on the fuel rail as shown in **Photo 2**.
3. Inspect the hose on the fuel rail fitting. Be sure the fuel hose is pushed completely onto the fitting, and the hose clamp is positioned 1/8 inch (3 mm) from the end of the hose.
4. If necessary, loosen the clamp as required and re-position it with the screw head accessible and the clamp 1/8 inch (3mm) from the end of the hose.
5. Torque the clamp to 20 in. lbs. (2.25 Nm)
6. Start the engine and inspect for leaks.
7. Install fuel rail cover.



The information contained within this bulletin is confidential and protected by U.S. and international copyright laws, and is the property of Polaris Industries, Inc. This service bulletin is provided for the sole and exclusive use of the original recipient as prescribed by Polaris Industries, Inc. and may not be distributed, duplicated, or copied, digitally or otherwise, without the written consent of Polaris Industries, Inc.

Printed in U.S.A. - © 2004 Polaris Industries Inc.

## LIST OF NON-AFFECTED VINS

V-04-03 Page 5 of 5

**IF THE LAST 4 DIGITS OF THE VIN NUMBER ARE LISTED BELOW, THE VEHICLE HAS ALREADY BEEN REPAIRED.**

6040		6314	and	6315		6597		
6045	through	6318	and	6319		6602		
6052		6321	and	6322		6646	through	6650
6056	and	6324	and	6325		6652		
6070		6327				6662	through	6664
6072		6329				6666	through	6668
6075		6333				6670		
6077	and	6337	through	6341		6672	through	6678
6088		6346				6683	through	6701
6098		6350	through	6352		6712	and	6713
6109		6358				6717	through	6752
6114		6362	through	6366		6754	through	6765
6135		6368	through	6372		6767		
6141		6376	through	6378		6772	and	6773
6143		6381				6775		
6154		6384	through	6387		6777	and	6778
6157	through	6395				6781	through	6786
6167		6397				6790		
6172		6400	through	6434		6792		
6185		6436	through	6438		6795	through	6800
6186	through	6441	through	6444		6805		
6203		6446				6807		
6206	and	6448	through	6471		6809	through	6824
6209	and	6473	through	6474		6826	through	6828
6213	through	6479	and	6480		6830	through	6835
6220	through	6482				6837		
6240		6485				6839		
6243	and	6488				6841	through	6860
6246		6490				6867		
6253		6492				6869		
6255		6493	through	6495		6881		
6264		6499	and	6500		6887		
6265	through	6503	and	6504		6903	through	6906
6272	and	6506				6908		
6276	through	6510	through	6513		6910	and	6911
6283	through	6516				6913	through	6917
6294		6563				6920	through	6945
6296	through	6593						

The information contained within this bulletin is confidential and protected by U.S. and international copyright laws, and is the property of Polaris Industries Inc. This service bulletin is provided for the sole use of authorized Polaris dealers and distributors. This service bulletin is not to be distributed, duplicated, or copied, digitally or otherwise, without the written consent of Polaris Industries Inc.



# TECHNICAL SERVICE BULLETIN

THE NEW AMERICAN MOTORCYCLE

Date: 10/20/2004

## Victory Motorcycle

Bulletin Number: V-04-03SAF

Model Years: 2005

Safety Alert Fax  Safety Recall  Service Bulletin  Service Alert Fax  Production Update Kit

Distribution:  Owner / Principal  Service Manager  Sales Manager  Parts Manager  Technicians

2 PAGES

This Service Bulletin is located at [www.polarisdealers.com](http://www.polarisdealers.com)



-Confidential and Proprietary-

## IMPORTANT STOP SALE NOTICE

**SUBJECT: LOOSE FUEL LINE HOSE CLAMP AT FUEL RAIL**

**MODELS AFFECTED:**

**2005 Vegas, 2005 Vegas 8-Ball, 2005 Kingpin, and 2005 Ness Kingpin**

**PURPOSE:** The Victory Motorcycle Division of Polaris Industries Inc. has decided that the hose clamp that secures the high pressure fuel line to the fuel rail may be loose, allowing fuel to leak from the hose on some 2005 Victory motorcycles. Fuel leakage around the fitting creates the potential for a fire. **DO NOT SELL, DELIVER, OR OPERATE ANY AFFECTED VEHICLE UNTIL THE REPAIR PROCEDURE ON PAGE 2 HAS BEEN COMPLETED!**

**WHAT YOU MUST DO:**

- 1) Contact owners of delivered units immediately and instruct the owner not to operate an affected model until this repair can be completed.
- 2) Perform the repair procedure on page 2 on all affected motorcycles in your inventory. DO NOT deliver an affected 2005 motorcycle until this repair has been completed.
- 3) A Safety Recall Bulletin V-04-03 is in process which will include warranty claim filing information and VIN ranges. The bulletin will be posted on the dealer web site by Friday, October 22, 2004. Paper copies will arrive at your dealership later by mail.

Sincerely,

Karl Iverslie  
Manager, Technical Service & Warranty

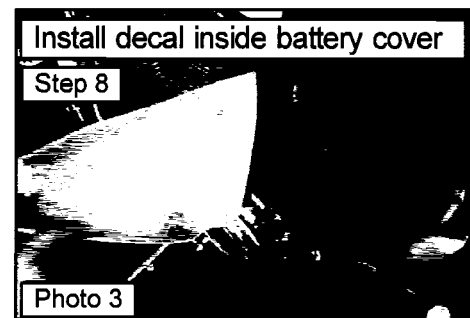
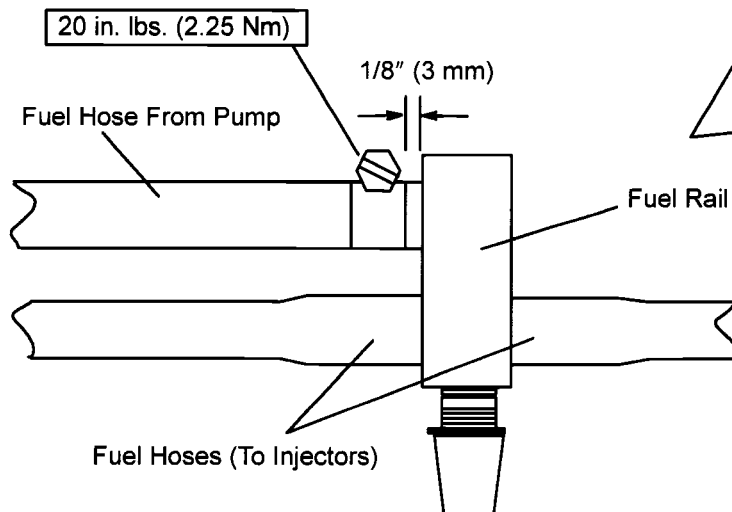
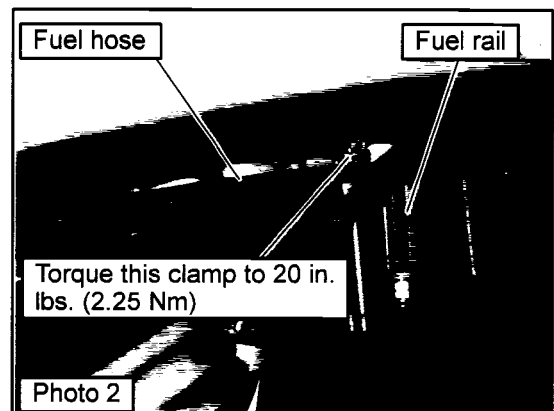

The information contained within this bulletin is confidential and protected by U.S. and international copyright laws, and is the property of Polaris Industries Inc. This service bulletin is provided for the sole use of authorized Polaris dealers and distributors. This service bulletin is not to be distributed, duplicated, or copied, digitally or otherwise, without the written consent of Polaris Industries Inc.

Printed in U.S.A. - © 2004 Polaris Industries Inc.

## REPAIR PROCEDURE:

V-04-03SAF Page 2 of 2

1. Remove the triangular chrome fuel rail cover located on the right side of the motorcycle by pulling outward evenly at all corners. (**Photo 1**)
2. Locate the fuel hose clamp on the fuel rail as shown in **Photo 2**.
3. Inspect the hose on the fuel rail fitting. Be sure the fuel hose is pushed completely onto the fitting, and the hose clamp is positioned 1/8 inch (3 mm) from the end of the hose.
4. If necessary, loosen the clamp as required and re-position it with the screw head accessible and the clamp 1/8 inch (3mm) from the end of the hose.
5. Torque the clamp to 20 in. lbs. (2.25 Nm)
6. Start the engine and inspect for leaks.
7. Install fuel rail cover.
8. Fill out a service bulletin completion decal (P/N 7170107) and install on the inside of left side cover as shown in photo 3 below.
9. Follow Warranty Claim Filing Instructions found on Safety Recall Bulletin V-04-03 which will be posted on the dealer web site by Friday, October 22, 2004 and arrive at your dealership by mail.



The information contained within this bulletin is confidential and protected by U.S. and international copyright laws, and is the property of Polaris Industries, Inc. This service bulletin is provided for the sole and exclusive use of the original recipient as prescribed by Polaris Industries, Inc. and may not be distributed, duplicated, or copied, digitally or otherwise, without the written consent of Polaris Industries, Inc.

Printed in U.S.A. - © 2004 Polaris Industries Inc.