

RECEIVED
NVS-215

IC CORPORATION
751 SOUTH HARKINS DR., CONWAY, AR 72032
Phone: (501) 505-2190 Fax: (501) 505-2185
email: bob.douglas@ic-corp.com
DEFECTS INVESTIGATION

Mr. George Person, Chief
Office Defects & Investigation
National Highway Traffic Safety Administration
400 Seventh Street, S. W.
Washington, D.C. 20590

RECEIVED
NVS-215
OCT 28 A 0:34
OFFICE OF
DEFECTS INVESTIGATION
October 27, 2004

Subject: Safety Recall 04305 NHTSA #04V-498

Dear Sir:

Enclosed is a copy of the customer recall notice and the dealer letter. These communications pertaining to the subject recall are being submitted to you within 5 days of issuance as described under 49 CFR Part 573.5 (c) (9).

The dealer's letter was issued October 22, 2004.

The customer's letter was mailed today October 27, 2004.


The undersigned should be contacted for any additional information regarding this recall.

Very truly yours,

IC CORPORATION

Robert L. Douglas
Director of Product Integrity

Enclosures



IC Corporation

RECALL NOTICE

**IC CORPORATION RECALL # 04305
NHTSA RECALL # 04V- 498**

October 2004

30-Inch Child Restraint Seat Cushion Retention

To: All IC Corporation & Affiliate Companies Dealers

IC Corporation has mailed to the affected customers the following notice: This notice is sent to you in accordance with the requirements of the National Traffic and Motor Vehicle Safety Act. IC Corporation has decided that a defect which relates to motor vehicle safety exists in certain CE, FE and RE model school buses.

The 30-inch child restraint seat cushion retention may not retain the seat in all circumstances. In the event of a sudden stop, the seat cushion may tip forward and may become unattached causing the passenger to slide off the seat and/or be trapped by the seat cushion. This action could possibly result in personal injury or death.

VEHICLES INVOLVED:

The affected buses were built from March 25, 1998 through August 24, 2004. This recall does not affect the use of the fold down child safety seat.


INTERIM PRECAUTIONS UNTIL REPAIR COMPLETED:

The customer was told not to use the seats for seating passengers until the recall has been remedied. Seats that have the turn buckle on the underside of the seat at the wall side properly applied can be used for seating the proper passenger size in the child safety seats.

REPAIR PROCEDURE:

The customer was told that their dealer would make this correction for them at no cost or contact us for parts to make their own repair.

Since each unit may require different quantity of parts IC is prepared to ship parts directly to the dealer matching the needs of the units being repaired at no charge. Therefore the last eight characters of the VIN of each unit to be repaired must be forwarded to our Compliance Department when calling our number 1-800-843-5615, faxing to 1-501-505-2433 or emailing to Kathy.adnders@ic-corp.com. Make sure to include the name of the person responsible and street or road address. A Post Office Box (P.O. Box) number for shipping is not acceptable. PDC's will not have these materials for this recall.




To prevent serious eye injury, always wear safe eye protection when you perform vehicle maintenance or service.

Follow the steps below to make this repair.

1. Make sure that the cushion is in place and snug against the sidewall of the bus.
2. Using the metal Z-shaped clip, hold in place against the rectangular rear longitudinal bar and the board on the bottom side of the seat cushion. Leave about 1-inch between edge of clip and seat frame reinforcement plate.
3. Mark the locations of the fastener holes in the Z-shaped clip on the seat cushion board.
4. Release the turnbuckle located on the wall side of the seat cushion.
5. Remove the seat cushion to drill holes and add clinch nuts.
6. Drill two 5/16 diameter holes at the locations marked in the prior step. You may want to use the Z-shaped clip as a guide for checking the location of the holes. When drilling these holes use caution not to penetrate beyond the thickness of the board, which is about 1/2 – inch, to prevent damage to the seat cover.
7. Remove the staples that hold the seat cover to the board in the area where the holes were added to allow placing of the T-nuts.
8. Place one T-nut in each drilled hole from the cushion side of the board. They do not have to be pressed into the board. When the z-shaped clip is installed, the T-nuts will set themselves.
9. Replace the seat cover material and staple back in place.
10. The turnbuckle on the aisle side of the cushion must be turned with the handle side pointing to the aisle. This will provide clearance at the retaining end of the turnbuckle with the seat frame tube.
11. Return seat to the proper position, which requires the seat cushion to be tight against the wall of the bus.
12. Using two (2) 1/4-inch bolts with 1/4-inch lock washers, secure the z-shaped clip to the board using the T-nuts just installed. These bolts must be inserted into the nut insert that was just installed.

The seat cushion is now secure to the seat frame.



Rectangular support is located in rear portion of seat cushion frame.

Reinforcement on aisle side of seat frame.

Z-shaped clip installed approximately 1-inch from reinforcement plate.

Under side of seat cushion.

LABOR:

Labor Operation Number	Description	Time (Hours)
A40-04305-1	Time to repair one (1) seat in one unit and file paper work	0.5 (1/2 hour)
A40-04305-2	Time to repair two (2) seats in one unit and file paper work	0.7 hours
A40-04305-3	Time to repair three (3) seats in one unit and file paper work	0.9 hours
A40-04305-4	Time to repair four (4) seats in one unit and file paper work	1.1 hours
A40-04305-5	Time to repair five (5) seats in one unit and file paper work	1.3 hours
A40-04305-6	Time to repair six (6) seats in one unit and file paper work	1.5 hours
A40-04305-7	Time to repair seven (7) seats in one unit and file paper work	1.7 hours
A40-04305-8	Time to repair eight (8) seats in one unit and file paper work	1.9 hours
A40-04305-9	Time to repair nine (9) seats in one unit and file paper work	2.1 hours

PARTS:

<u>PART NUMBER</u>	<u>PART DESCRIPTION</u>	<u>QUANTITY</u>
180020	1/4-20 x 3/4-inch bolt	2 required per seat
120380	1/4 lock washer	2 required per seat
90902200	T-nut 1/4 -20	2 required per seat
2211130C1	Z-shaped clip	1 required per seat

ADMINISTRATIVE/DEALER RESPONSIBILITIES (U.S. & POSSESSIONS):

Proceed immediately to make the necessary corrections to the units in your inventory. All inventory vehicles subject to this recall campaign must be corrected prior to sale, transfer, or delivery. If vehicles have been sold or transferred and you are in receipt of Customer Notification Letters and/or Authorization for Recall Service cards for those vehicles, the transfer location or the customer must be notified from your dealer location.

The National Traffic and Motor Vehicle Safety Act, as amended, provides that each vehicle which is subject to a vehicle recall campaign must be adequately repaired within a reasonable time after the owner has tendered it for repair. A failure to adequately repair within 60 days after a tender of a vehicle is prima facie evidence of failure to repair within a reasonable time. If the condition is not adequately repaired within 60 days, the owner may be entitled to replacement with an identical or reasonable equivalent vehicle at no charge, or to a refund of the purchase price less a reasonable allowance for depreciation.

To avoid having to replace an owner's vehicle or refund the purchase price, every effort must be made to promptly schedule an appointment with each owner to repair the affected vehicle as soon as possible.

RECALL CLAIMS – REPAIRS PERFORMED BY AUTHORIZED DEALERS:

Refer to the Dealer's Policy Manual for procedures to conduct Recall Campaigns. It is important that the Recall Coding be completed properly to assist in processing the recall claim. Complete instructions will be found in the Warranty Manual, Section 7-1. Special attention should be given to items 39 through 44.

	GROUP	NOUN	C	WARR	TP	PAD
GROUP Enter Recall Number	0	4	3	0	5	
NOUN Leave Blank.						
C (CAUSE) Enter either 1, 2, or 3. 1. Inspected (No repair required). 2. Inspected and repaired. 3. Defective part from parts stock.			2	40	F	100
WARRANTY (Warranty Code) Enter 40.						
TYPE PART Enter P for type part causing failure.						
PAD Enter 100						

ADMINISTRATIVE/DISTRIBUTOR RESPONSIBILITY (EXPORT):

Proceed immediately to make the necessary correction to the units in your inventory. All inventory vehicles subject to this recall campaign must be corrected prior to sale, transfer, or delivery. If vehicles have been sold or transferred and you are in receipt of Customer Notification Letters and Authorization for Recall Service cards for those vehicles, the transfer location or the customer must be notified from your distributor location.

Export locations are to submit warranty claims in the usual manner making reference to Safety Recall 03306.

LESSOR RESPONSIBILITY:

Federal Regulations require that any vehicle lessor receiving this recall notice must forward a copy of this notice to the lessee within ten days.

IC Corporation asks for your full cooperation and follow-up to this important subject matter. If you have any questions or need further assistance, please contact the Regional Service Manager at your regional office.