



S-TYPE

DATE 12/04

S206-R166

SERVICE

## TECHNICAL BULLETIN

### Unintended Rear Wheel Braking – No Park Brake Warning Lights Displayed – RECALL R166

MODEL 2003 MY  
S-TYPE

VIN M44998-M72584

**Issue:**

A concern has been identified on a number of 2003 MY S-TYPE vehicles within the above VIN range. It is possible that the electronic parking brake can be unintentionally applied resulting in the vehicle decelerating or, in extreme cases, the rear wheels locking up, which may result in a vehicle crash. This condition can occur at any speed without warning lights displayed on the instrument cluster.

Jaguar Cars has made the decision to recall all affected vehicles within the above VIN range for the electronic parking brake module to be replaced.

Recall Action R167 - Unintended rear wheel braking with warning lights, is being released at the same time as Recall Action R166. All affected vehicles in this Recall Action require both R166 and R167. You must ensure that all repairs are completed at one visit. Refer to S206-R167 for repair information.

A copy of the customer letter is attached.

**Action:**

At the time of confirming a booking for vehicle repair, ensure that all outstanding Field Service Actions are identified to ensure the correct parts are available and adequate workshop time is allocated for repairs to be completed at one visit.

To replace the Electronic Parking Brake module, refer to Workshop Manual Section 206-05, SRO 7635.47.

**Note:** Use WDS to configure the new EPB module after installation.

**Warning:** After replacing the EPB module, destroy the old module by striking it with a hammer to prevent its unintentional reuse.

NOTE: THE INFORMATION IN TECHNICAL BULLETINS IS INTENDED FOR USE BY TRAINED, PROFESSIONAL TECHNICIANS WITH THE KNOWLEDGE, TOOLS, AND EQUIPMENT TO DO THE JOB PROPERLY AND SAFELY. IT INFORMS THESE TECHNICIANS OF CONDITIONS THAT MAY OCCUR ON SOME VEHICLES, OR PROVIDES INFORMATION THAT COULD ASSIST IN PROPER VEHICLE SERVICE. THE PROCEDURES SHOULD NOT BE PERFORMED BY "DO-IT-YOURSELFERS." DO NOT ASSUME THAT A CONDITION DESCRIBED AFFECTS YOUR CAR. CONTACT A JAGUAR DEALER TO DETERMINE WHETHER THE BULLETIN APPLIES TO YOUR VEHICLE.

**Global Technical Reference (GTR) Workshop Manual Information:**

Dealer access: <https://hub.franchise.jaguar.com>

Internet access: <http://www.jaguartechno.com>

**Parts Information:**

To help determine the actual number of parts required by your dealership, please visit the Service Support Web site at <https://web.jagtech.dealerconnection.com> to access the spreadsheets which identify the number of vehicles sold by your dealership that are affected by recall R166. These spreadsheets are accessible by clicking the document link in the VIN column based on your dealer code. These spreadsheets can be manipulated to suit your own needs. Please order according to actual demand.

<u>DESCRIPTION</u>	<u>PART NUMBER</u>	<u>QTY</u>
Electronic parking brake module	C2C 25392 K	1

**Warranty Information:**

Warranty claims should be submitted quoting program code R166 together with option code B as listed in the table below.

No allowance has been made for drive in/drive out, as this repair must be completed at the same time as Recall Action R167.

**Recall Action R166**

**Year Model VIN range**

2003 MY S-TYPE 3.0 L	<b>3F</b> M44998 - <b>3F</b> M72584
2003 MY S-TYPE 4.2 L	<b>3H</b> M44998 - <b>3H</b> M72584
2003 MY S-TYPE R 4.2 L S/C	<b>31</b> M44998 - <b>31</b> M72584

Program Code	Option	Description	SRO	Time	Part Number	Part Description	Qty
R166	B	Replace electronic parking brake module	70.35.47	0.2 hrs.	C2C 25392 K	Electronic parking brake module	1

**Note:** Always review a Vehicle’s Claim History within DDW first to determine whether this recall has been previously performed on a specific vehicle. The “Review Claim History” function will display a list of claims against the vehicle. If this recall appears in the program code field, do not perform this recall.





December 2004

JAGUAR CARS  
555 MacARTHUR BOULEVARD  
MAHWAH NJ 07430  
  
T 800 4 JAGUAR  
www.jaguar.com

RE: R-166/167 Recall - Electronic Park Brake  
R-171 Recall - Brake Fluid Reservoir Warning Label

Vehicles Affected: 2003-2004 MY S-TYPE

Dear Jaguar Owner:

This notice is sent to you in accordance with the requirements of the National Traffic and Motor Vehicle Safety Act.

Jaguar Cars has decided that a defect relating to motor vehicle safety exists on 2003-2004 MY S-TYPE models. If you are a recipient of this notice, and an owner of one of the vehicles within the VIN range listed below, this letter is to inform you that your vehicle is included in this recall.

Vehicles within this Vehicle Identification Number (VIN) range may experience unintentional Electronic Park Brake (EPB) application.

Following is a breakdown of the affected vehicles by recall action and VIN range.

> R166	EBP Module	2003	S-TYPE	M44998-N72584
> R167	Suppressor Module	2003-2004	S-TYPE	M44998-N13088

In addition, Jaguar Cars has decided that the brake fluid reservoir warning statement on certain vehicles fails to conform to Federal Motor Vehicle Safety Standard No.135, "Passenger Car Brake Systems." Vehicles produced in the VIN range below are included in this recall.

> R171	Reservoir Label	2003-2004	S-TYPE	M44998-N13088
--------	-----------------	-----------	--------	---------------

### **What is the Concern?**

#### **Recall - R167/166**

Investigations have determined that the electronic park brake module, which controls the application of the parking brake, may unintentionally apply the parking brake without any indication or warning to the driver. In some cases warning lights displayed on the instrument cluster may accompany this.

This condition can cause the vehicle to decelerate and, in extreme conditions, may cause rear wheel "lockup" at any road speed, which could result in a vehicle crash without prior warning.

It is important to schedule an appointment with your dealer to have this repair performed.

#### **Recall - R171**

The leaf screen finisher located at the base of the windshield obscures the existing embossed warning on the brake fluid reservoir. Therefore your vehicle is not in compliance with the Federal Motor Vehicle Safety Standard "FMVSS" 135 requirement. Additionally, there is a potential risk of using the incorrect specification brake fluid as a result of the warning statement being obscured. Using the incorrect brake fluid could affect the performance of your vehicles braking system. A listing of all recommended fluids can be found in your owner's handbook.

### **What will Jaguar and your Dealer do?**

#### **R166 or R167**

Jaguar Cars will fit a suppressor module and link lead to the electrical wiring harness to all vehicles included in both recall actions, while only some vehicles will receive a replacement Electronic Park Brake Module.

R171

Jaguar Cars will also fit a new brake fluid-warning label to your vehicle.

**What should you do?**

At your earliest convenience you should contact your authorized Jaguar Dealer who will be able to make an appointment to undertake the necessary actions. These recalls will be performed on a **free of charge** basis. To assist your dealer, please ensure that at the time of contact you have at hand your applicable Vehicle Identification Number.

**How long will it take?**

The time to complete the repair on your vehicle is approximately 2 hours. However, due to vehicle scheduling, your dealer may need to keep your vehicle longer to complete the repair.

**Moved or no longer own a Jaguar?**

Please fill out the enclosed card and return it to Jaguar by simply putting it in the mail.

**What you should do if you have already paid to have this work completed?**

If you meet all the following requirements, you are eligible to receive reimbursement

1. You own or have owned a 2003 MY Jaguar S-TYPE within the VIN range listed above.
2. You have paid for an Electronic Brake Module due to the defect outlined previously in this letter.
3. The repair was performed before December 2004.
4. You have an original or legible copy of the paid repair order or invoice showing:
  - A description of the concern reported
  - Itemized parts and labor charges
  - The vehicle model and year and the vehicle identification number
  - The repair date
  - Repair mileage
  - Name and address of the authorized Jaguar Dealer or licensed repair shop
  - Your name and address at the time of the repair

If you have all of the above information, present it to the Dealership Service Manager and they will arrange reimbursement of your claim.

Please ensure that you retain copies of all of the paperwork supporting this claim.

If an authorized Jaguar Dealer fails or is unable to satisfactorily answer your concerns about this notice, without charge within 60 days, pursuant to law 49 U.S.C. Chapter 301, you may submit a complaint to the Administrator, National Highway Traffic Safety Administration, 400 Seventh Street, S.W., Washington, D.C. 20590 or call the toll-free Auto Safety Hotline at 888-327-4236.

**Attention Leasing Agencies:**

Federal regulation requires that you forward this recall notice to the lessee within 10 days.

**What should you do if you have further questions?**

Please contact your authorized Jaguar Dealer or the Jaguar Customer Relationship Center at 1 800 4JAGUAR (1-800-452-4827), option 9, by e-mail at [jaguarowner@jaguar.com](mailto:jaguarowner@jaguar.com), or by mail using the return address listed above.

Sincerely,



Benjamin I. Weiner  
Customer Satisfaction Manager



S-TYPE

DATE 12/04

S206-R167

**SERVICE**

**TECHNICAL BULLETIN**

**Unintended Rear Wheel Braking –  
Park Brake Warning Lights Displayed –  
RECALL R167**

MODEL 2003-04 MY  
S-TYPE  
VIN M44998-N13088

**Issue:**

A concern has been identified on a number of 2003-04 MY S-TYPE vehicles within the above VIN range. It is possible that the electronic parking brake can be unintentionally applied resulting in the vehicle decelerating and in extreme cases, the rear wheels locking up, which may result in a vehicle crash. This condition can occur at any speed and may be accompanied by warning lights or messages being displayed.

Jaguar Cars has made the decision to recall all left-hand drive 2003-04 MY S-TYPE vehicles within the above VIN range to install a windshield wiper motor suppression module and link lead. The workshop procedure is attached.

**Note:** Additional recall actions listed below need to be performed in conjunction with R167.

Recall Action R166 - Unintended rear wheel braking without warning lights, is being released at the same time as Recall Action R167. For those vehicles that require both R166 and R167, You must ensure that all repairs for both actions are completed at one visit. Refer to S206-R166 for repair information.

Recall Action R171 - Brake fluid warning label - The plenum chamber finisher obscures the existing embossed warning on the brake fluid reservoir. Therefore, Jaguar Cars is not in compliance with the Federal Motor Vehicle Safety Standard (FMVSS) 135 requirement. As a result, a new brake fluid warning label must be applied to the plenum chamber finisher as part of R167. Refer to Warranty section for more information.

No.	VIN range	Action
R166	M44998 - M72584	Replace Electronic Parking Brake Module
R167	M44998 - N13088	Install wiper motor suppression module and link lead
R171	M44998 - N13088	Apply new brake fluid warning label

A copy of the customer letter is attached.

**NOTE: THE INFORMATION IN TECHNICAL BULLETINS IS INTENDED FOR USE BY TRAINED, PROFESSIONAL TECHNICIANS WITH THE KNOWLEDGE, TOOLS, AND EQUIPMENT TO DO THE JOB PROPERLY AND SAFELY. IT INFORMS THESE TECHNICIANS OF CONDITIONS THAT MAY OCCUR ON SOME VEHICLES, OR PROVIDES INFORMATION THAT COULD ASSIST IN PROPER VEHICLE SERVICE. THE PROCEDURES SHOULD NOT BE PERFORMED BY "DO-IT-YOURSELFERS." DO NOT ASSUME THAT A CONDITION DESCRIBED AFFECTS YOUR CAR. CONTACT A JAGUAR DEALER TO DETERMINE WHETHER THE BULLETIN APPLIES TO YOUR VEHICLE.**



**Action:**

At the time of confirming a booking for vehicle repair, ensure that all outstanding Field Service Actions are identified to ensure the correct parts are available and adequate workshop time is allocated for repairs to be completed at one visit.

1. Open door, open hood, open luggage compartment and install exterior vehicle protection.
2. Reposition luggage compartment carpet.
3. Disconnect battery, refer to Global Technical Reference (GTR), Workshop Manual, section 414-01.
4. Remove wiper arms.
5. Remove plenum chamber finisher.
6. Displace the wiper assembly drain tube from the inner fender, Illustration 1.




ILLUSTRATION 1

7. Remove the wiper assembly securing screws, Illustration 2

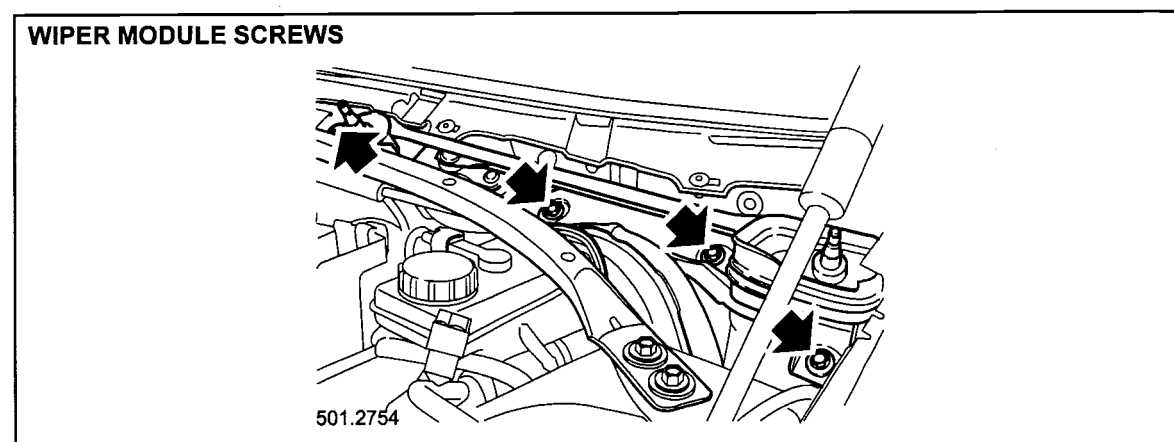


ILLUSTRATION 2

8. Reposition the wiper assembly for access.
9. Disconnect the wiper motor electrical connector.

10. Route the wiper motor electrical harness under the brake booster, Illustration 3.




ILLUSTRATION 3

11. Remove the dummy (blanking) connector from the link lead and discard, Illustration 4.

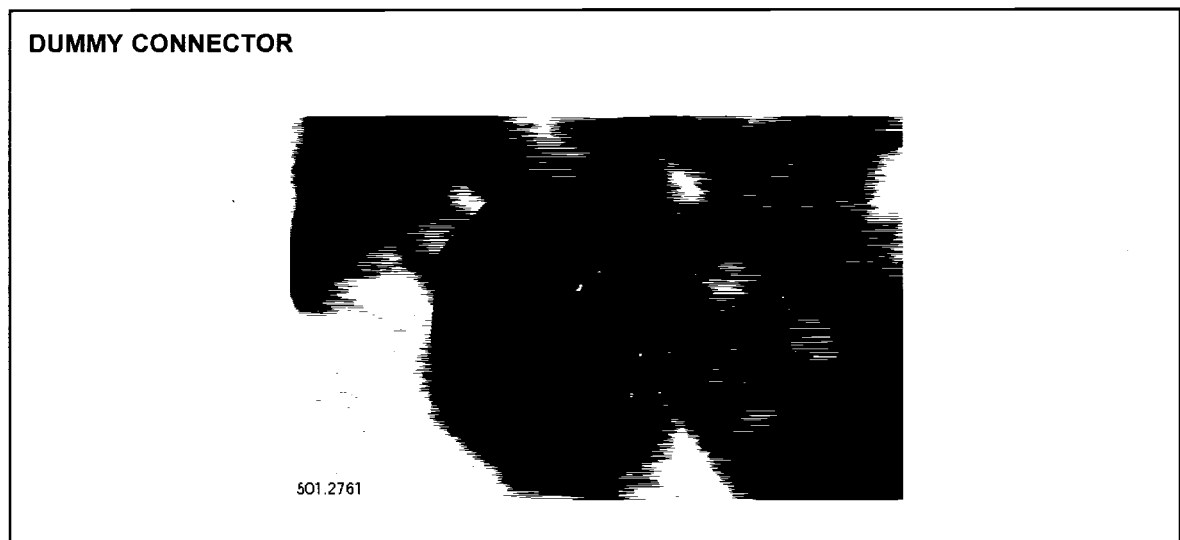


ILLUSTRATION 4

12. Route the link lead under the brake booster as in Illustration 5.




ILLUSTRATION 5

13. Connect the link lead electrical connector to the wiper motor.
14. Reposition and align the wiper assembly. (Make sure the assembly engages the bulkhead peg, Illustration 6).

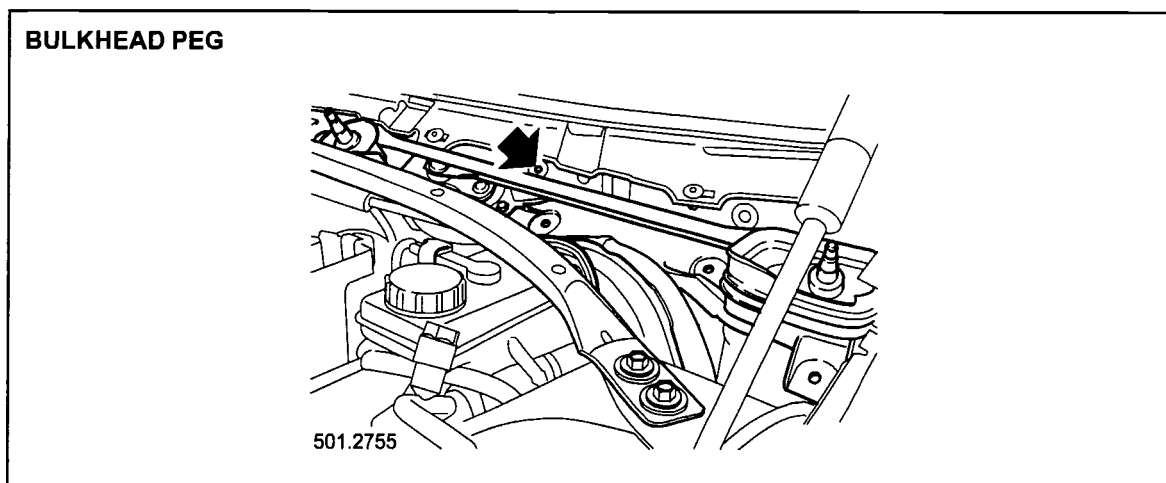


ILLUSTRATION 6

15. Install the wiper assembly securing screws (Illustration 2). Torque to 15 Nm (11 lb-ft.)
16. Reposition and seat the drain tube in the inner fender.



17. Secure the new suppressor module to the fir tree fastener of its electrical connector as shown in Illustration 7.

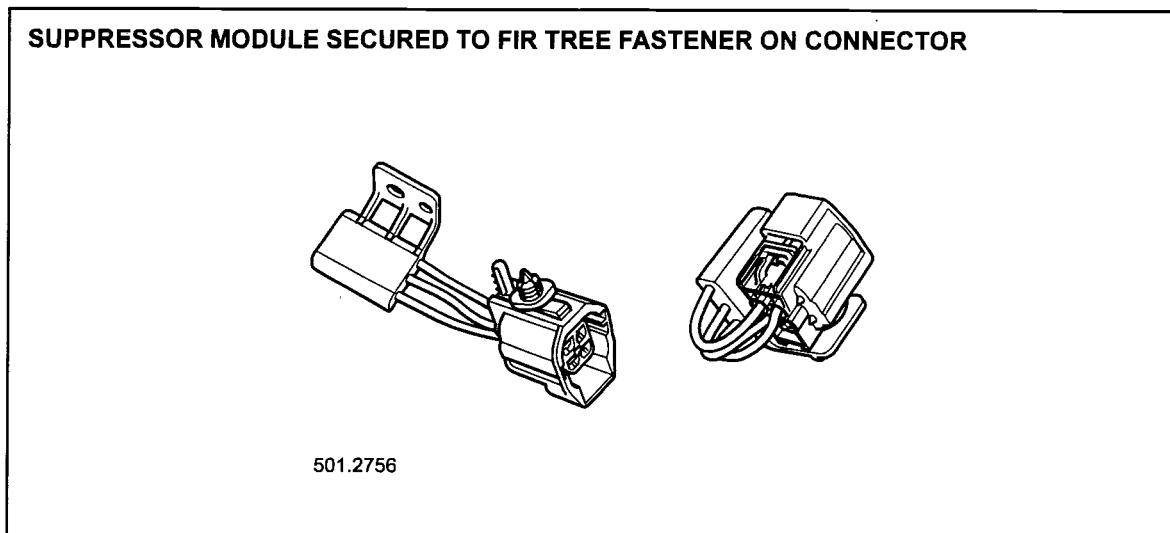


ILLUSTRATION 7

18. Connect the suppressor module to the link lead electrical connector.
19. Secure the suppressor module fir tree to the vehicle body fixing hole as shown in Illustration 8.




ILLUSTRATION 8

20. Connect the electrical connector of the vehicle wiper motor to the electrical connector of the link lead, Illustration 9.

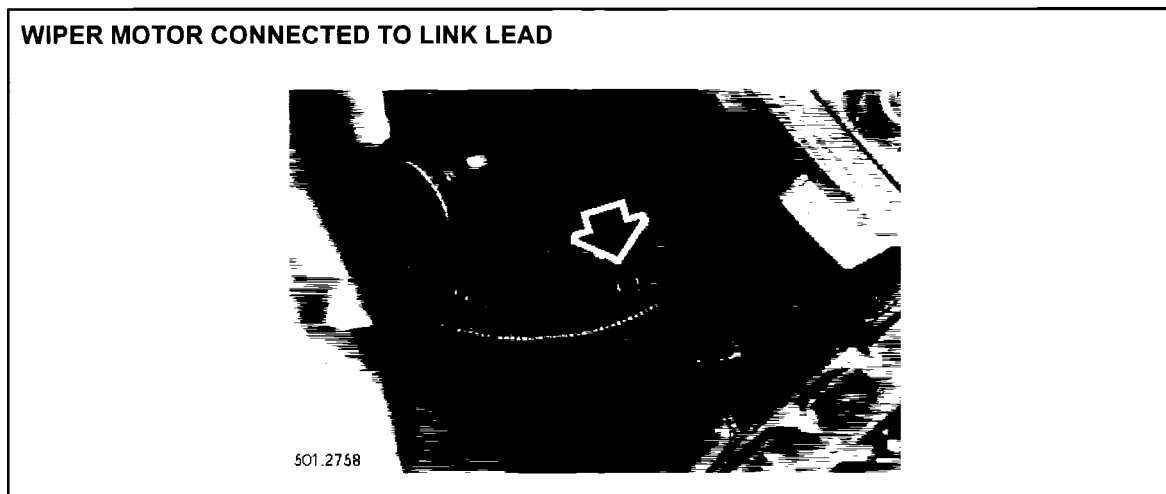


ILLUSTRATION 9

21. Reposition the wiper motor electrical harness and lead and secure to the vehicle body using a tie strap, see Illustration 10. Cut and remove the protruding tail from the tie strap.




ILLUSTRATION 10

22. Reconnect the battery, refer to Workshop Manual, section 414-01.
23. Check operation of the wipers.

24. Clean the plenum chamber finisher and apply a new brake fluid warning label (Illustration 11) to complete Recall R171.




ILLUSTRATION 11

25. Reinstall the plenum chamber finisher.  
 26. Reinstall the wiper arms. Torque to 17 Nm (13 lb-ft.)  
 27. Reposition luggage compartment carpet.  
 28. Remove exterior vehicle protection.  
 29. Close luggage compartment, hood, and door.

**Global Technical Reference (GTR) Workshop Manual Information:**

Dealer access: <https://hub.franchise.jaguar.com>

Internet access: <http://www.jaguartechno.com>

**Parts Information:**

The Brake Fluid Warning Label comes on a roll of 100 labels. To help determine the actual number of parts required by your dealership, please visit the Service Support Web site at <https://web.jagtech.dealerconnection.com> to access the spreadsheets which identify the number of vehicles sold by your dealership that are affected by recall R167. These spreadsheets are accessible by clicking the document link in the VIN column based on your dealer code. These spreadsheets can be manipulated to suit your own needs. Please order according to actual demand.

<u>DESCRIPTION</u>	<u>PART NUMBER</u>	<u>QTY</u>
Wiper motor suppression module	XR8 51749 K	1
Link lead	XR8 51891 K	1
Tie strap	ADU 9028	1
Brake fluid warning label (roll of 100)	XR8 53644	1

**Warranty Information:**

Warranty claims should be submitted quoting program code R167 together with the relevant option code from the table below.

The option that allow for drive in/drive out can only be claimed when the vehicle has been brought into the workshop for this action alone to be undertaken.

**Note:** There is no dedicated warranty claiming information for the installation of the brake fluid warning label for R171, since this is performed as part of R167.

**Recall Action R167**

Year	Model	VIN range
2003 MY	S-TYPE 3.0 L	3F M44998 - 3F M94764
2003 MY	S-TYPE 4.2 L	3H M44998 - 3H M94764
2003 MY	S-TYPE R 4.2 L S/C	31 M44998 - 31 M94764
2004 MY	S-TYPE 3.0 L	4F M94765 - 4F N13088
2004 MY	S-TYPE 4.2 L	4H M94765 - 4H N13088
2004 MY	S-TYPE R 4.2 L S/C	41 M94765 - 41 N13088

Program Code	Option	Description	SRO	Time	Part Description	Part Number	Qty
R167	B	Install wiper motor suppression module and link lead; apply label	86.93.43	0.8 hrs.	Wiper motor suppression module	XR8 51749 K	1
					Link lead	XR8 51891 K	1
					Tie strap	ADU 9028	1
					Brake fluid warning label	XR8 53644	1
R167	C	Install wiper motor suppression module and link lead; apply label	86.93.43	0.8 hrs.	Wiper motor suppression module	XR8 51749 K	1
					Link lead	XR8 51891 K	1
					Tie strap	ADU 9028	1
		Drive in/drive out	10.10.10	0.1 hrs.			

**Note:** Always review a Vehicle's Claim History within DDW first to determine whether this recall has been previously performed on a specific vehicle. The "Review Claim History" function will display a list of claims against the vehicle. If this recall appears in the program code field, do not perform this recall.

