



TO: Winnebago Industries, Inc. Dealers

SUBJECT: Campaign #91 S-Series Wire Cover/Accelerator Pedal Interference

The National Traffic and Motor Vehicle Safety Act, as amended, provides that each vehicle which is subject to a recall campaign of this type must be adequately repaired within a reasonable time after the owner has tendered it for repair. A failure to adequately repair within 60 days after tender of a vehicle is prima facie evidence of failure to repair within a reasonable time.

If the condition is not adequately repaired within a reasonable time, the owners may be entitled to an identical or reasonably equivalent vehicle at no charge or to a refund of the purchase price less a reasonable allowance for depreciation.

To avoid having to provide these burdensome solutions, every effort must be made to promptly schedule an appointment with each owner and to repair their vehicle as soon as possible. As you will see in reading the enclosed copy of the letter which is being sent to owners, the owners are being instructed to contact Winnebago Industries, Inc. if you do not remedy the condition within five days of the mutually agreed upon service date. If the condition is not remedied within a reasonable time, they are instructed on how to contact the National Highway Traffic Safety Administration.

#### REASON FOR THIS RECALL

The motor vehicles potentially containing the defect are on certain 2004 through 2005 model year Winnebago Vectra®/Itasca Horizon® (S36GD, S36RD, S40AD, and S40KD) motor homes built on a Freightliner® chassis with a 400-hp Cummins® engine. These motor homes were manufactured January 6, 2004 through July 30, 2004. It has been determined that a condition exists where a sheet metal "tab" on a wire cover behind the accelerator pedal has the potential to catch on the accelerator pedal. If the accelerator pedal would hang up on the tab of the wire cover, a hazardous situation could result in the pedal not going back to idle position. Personal injury and/or vehicle damage may result.

#### OWNER NOTIFICATION

Owners will be notified of this campaign on their vehicles by Winnebago Industries, Inc. For all units in your inventory, the notification will be mailed to you. **DO NOT DELIVER TO A CUSTOMER ANY SUBJECT UNIT UNTIL CORRECTIVE ACTION HAS BEEN TAKEN.** Enclosed is a list of vehicles shipped to you.

#### DEALER CAMPAIGN RESPONSIBILITY

Dealers are to service all vehicles subject to this campaign at no charge to owners regardless of mileage, age of vehicle, or ownership from this time forward.

Whenever a vehicle subject to this campaign is taken into new or used vehicle inventory, or it is in your dealership for service in the future, you should take the steps necessary to be sure the campaign correction has been made before reselling or releasing the vehicle. Owners of vehicles recently sold from your new vehicle inventory are to be contacted by the dealer, and arrangements made to make the required correction according to instructions contained in this campaign.

Recall91/4

**INSTRUCTION TO PERFORM CAMPAIGN #91**

**Affected Models:**

Certain 2004 and 2005 S-Series (Models S36GD, S36RD, S40AD, and S40KD) built January 6, 2004 through July 30, 2004.

**Repair Procedure:**

Refer to instruction sheet for inspection and repair.

**REIMBURSEMENT**

When the service has been completed, file the repair order that has the labor amount and labor operation number listed below. The repair order must be properly signed by both dealer and owner before it is submitted to Winnebago Industries.

	<b><u>OPERATION NUMBER</u></b>	<b><u>TIME ALLOWANCE</u></b>
REPAIR:	24910101	.4 hr.

Thank you for your cooperation.

---

Winnebago Industries, Inc.  
Forest City, Iowa 50436

Recall91/5

Enclosures



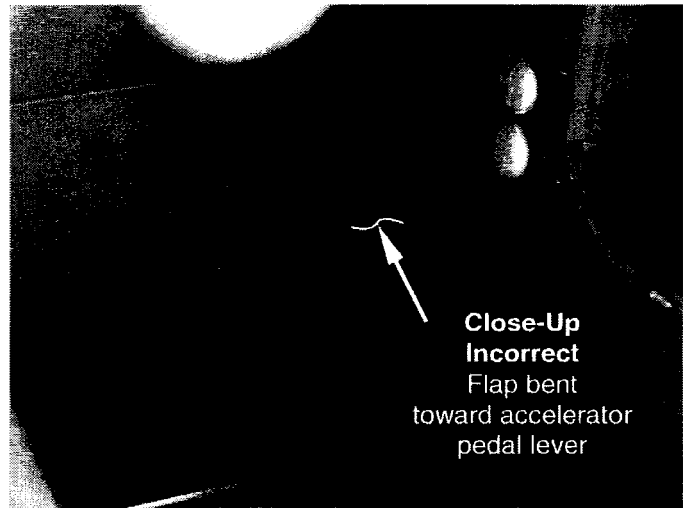

**INSTRUCTIONS TO PERFORM CAMPAIGN #91**  
**Inspect/Reposition Driver Side Dash Wiring Shield**  
**on Vectra and Horizon Motorhomes built on Freightliner**  
**chassis with Cummins 400 diesel engine**

**PROCEDURE**

The basic procedure involves inspecting the dash wiring shield beneath the driver side of the dash and if necessary, bending the access flap forward by hand (away from accelerator linkage) to increase clearance for proper accelerator actuation.

See the following photos which show improper and proper orientation of the access flap on the wiring shield.

**Wiring Shield beneath driver side dash on S-series units (Vectra/Horizon)**





605 West Crystal Lake Rd  
Forest City, Iowa 50436  
PH: 641/585-3535 FAX: 641/585-6966

OCTOBER 1, 2004

RECALL 91

RE: BODY SERIAL  
CHASSIS SERIAL

Dear Owner:

This notice is being sent to you in accordance with the requirements of the National Traffic and Motor Vehicle Safety Act. Our records indicate that you have purchased a vehicle with the serial number which appears above. If you have paid to have this defect corrected, you may be eligible for reimbursement. To be eligible, you must meet the requirements described in the enclosed Reimbursement Plan Notice.

**REASON FOR THIS RECALL**

The motor vehicles potentially containing the defect are on certain 2004 through 2005 model year Winnebago Vectra®/Itasca Horizon® (S36GD, S36RD, S40AD, and S40KD) motor homes built on a Freightliner® chassis with a 400-hp Cummins® engine. These motor homes were manufactured January 6, 2004 through July 30, 2004. It has been determined that a condition exists where a sheet metal "tab" on a wire cover behind the accelerator pedal has the potential to catch on the accelerator pedal. If the accelerator pedal would hang up on the tab of the wire cover, a hazardous situation could result in the pedal not going back to idle position. Personal injury and/or vehicle damage may result.

**WHAT WE WILL DO**

Winnebago Industries, Inc. has provided instructions for you to inspect and, if necessary have the wire cover repaired. If you do not feel comfortable performing this inspection, you have the option to have a dealer inspect and repair, if necessary at no charge to you.

**WHAT YOU SHOULD DO**

Please follow the inspection instructions and mail the enclosed owner reply card back. If you do not feel comfortable doing the inspection, please contact your Winnebago Industries, Inc. dealer immediately to arrange for and appointment. The labor time necessary to perform this correction will be approximately one-half hour. Please allow time for the dealer to process your vehicle.

Winnebago Industries, Inc. dealers are best equipped to obtain parts and provide service to ensure your vehicle is corrected as promptly as possible. HOWEVER, if you take your vehicle to the dealer on the agreed date and he does not service this condition on that date or within five days, we recommend you contact Winnebago Industries, Inc., Attention: Owner Relations Representative (641-585-6939). If you are still unable to obtain such installation without charge to you and within a reasonable time, you may contact the Administrator, N.H.T.S.A., Washington, DC 20590, or call toll free, Auto Safety Hot Line, 888-327-4236.

Page two

Presentation of this letter to the service center will assist in making the necessary correction to your vehicle in the shortest possible time. If you have sold or traded your vehicle, please let us know by completing the postage-paid owner reply card and returning it to us.

We are sorry to cause you this inconvenience; however, we have taken this action in the interest of your safety and continued satisfaction with our products. This letter does not constitute an acknowledgment of legal liability.

---

Winnebago Industries, Inc.  
Forest City, Iowa 50436





Enclosure

**INSTRUCTIONS TO PERFORM CAMPAIGN #91**  
**Inspection of Driver Side Dash Wiring Shield**  
**on Winnebago Vectra and Itasca Horizon motor homes**  
**built on Freightliner chassis with Cummins 400 diesel engine**

**PROCEDURE**

The basic procedure involves inspecting the dash wiring shield beneath the driver side of the dash. See the following photos which show improper and proper orientation of the access flap on the wiring shield. Please inspect the wire cover, then depending on condition, contact your dealer or complete the Owner Reply Card and send to Winnebago Industries as described in the photos below.

**Wiring shield beneath driver side of dash on Winnebago Vectra or Itasca Horizon)**



## REIMBURSEMENT PLAN NOTICE

Dear Owner:

If you have already paid to have this defect or noncompliance corrected (Winnebago Recall No. 91), you may be eligible for reimbursement under this plan.

### **TO BE ELIGIBLE, YOU MUST MEET ALL OF THE FOLLOWING REQUIREMENTS:**

1. You own, or have owned, a Winnebago Vectra<sup>®</sup>, or Itasca Horizon<sup>®</sup> built on a Freightliner chassis with a 400-hp Cummins engine from January 6, 2004 through July 20, 2004.
2. You have paid for a wire cover adjustment
3. The repair was performed on or prior to September 20, 2004.
4. You have the original repair order or invoice showing:
  - ◆ Vehicle model and year or VIN.
  - ◆ Repair date.
  - ◆ Itemized labor charges including description of the adjustment to the wire cover.
  - ◆ Your name and address at the time of repair.
  - ◆ Name and address of repair shop.

### **TO REQUEST REIMBURSEMENT:**

1. Complete the reimbursement application. (See reverse side for form.)
2. Mail this application along with the original copy of the repair order or invoice to:

Attention: Owner Relations  
Winnebago Industries, Inc.  
605 West Crystal Lake Road  
P.O. Box 152  
Forest City, IA 50436

3. Retain copies of repair order or invoice for your records.

**SEE REVERSE SIDE FOR REIMBURSEMENT APPLICATION**

**REIMBURSEMENT APPLICATION  
WINNEBAGO INDUSTRIES, INC.**

**RECALL CAMPAIGN NO. 91**

**Please Print All Information:**

**First Name:** \_\_\_\_\_

**Last Name:** \_\_\_\_\_

**Mailing Address:** \_\_\_\_\_

\_\_\_\_\_

\_\_\_\_\_

**Telephone Number:** \_\_\_\_\_

(If we need additional information)