



VOLUME

3

GROUP
Campaign

NUMBER
099

MODEL
Sephia/
Sportage

DATE
August 2004

2004 KBB 25 A 8:38

Technical Service Bulletin

OFFICE OF
DEFECTS INVESTIGATION

SUBJECT **Recall Campaign: Front Seat Belt Buckle Replacement**


This bulletin provides information related to a recall on 1999-2000MY Sephia and Sportage vehicles to replace the front seat belt buckles. The buckles may emit a clicking sound during latching which could indicate to the customer that the belt was latched when the belt may not be latched. If this occurs, the buckle would not provide restraint and could pull out at any time, including in a collision.

Affected production dates are:


Sephia - 6/1/98 through 7/31/00 (3-point belts only)

Sportage - 3/1/98 through 11/30/00

To correct this potential safety defect, Kia is recalling the affected 1999-2000MY Sephia and Sportage vehicles to replace the front seat belt buckles.



Sportage Buckle



Sephia Buckle

* NOTICE

There is no charge to the customer for this repair. Under applicable law, you may not sell or otherwise deliver any affected 1999-2000MY Sephia or Sportage until it has been repaired, pursuant to the procedures set forth in this bulletin.

File Under: Campaign

Circulate To: General Manager Service Manager Parts Manager
 Service Advisor(s) Technician(s) Body Shop Manager

SUBJECT:

Recall Campaign: Front Seat Belt Buckle Replacement

INSPECTION:

1. Open left rear door and check for SC039 Campaign Completion Label.
 - If label exists, NO FURTHER ACTION IS REQUIRED.
 - If label DOES NOT EXIST, check vehicle claim history for SC039 completion.
 - If label or SC039 claim history DOES NOT EXIST, continue on to REPAIR PROCEDURE.




REPAIR PROCEDURE:

SEPHIA

Note: Select appropriate replacement P/N from Part Number Information table on Page 5.

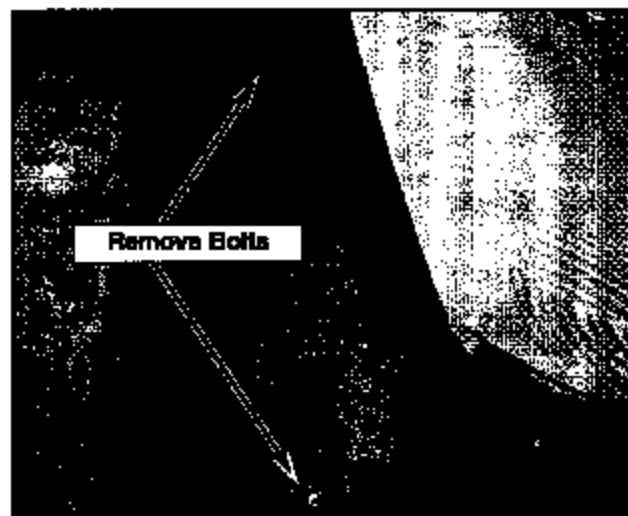
1. From under front of driver's seat, disconnect electrical connector for seat belt buckle switch.

2. With seat in the full-forward position, remove nuts at rear of seat track securing seat to floor.

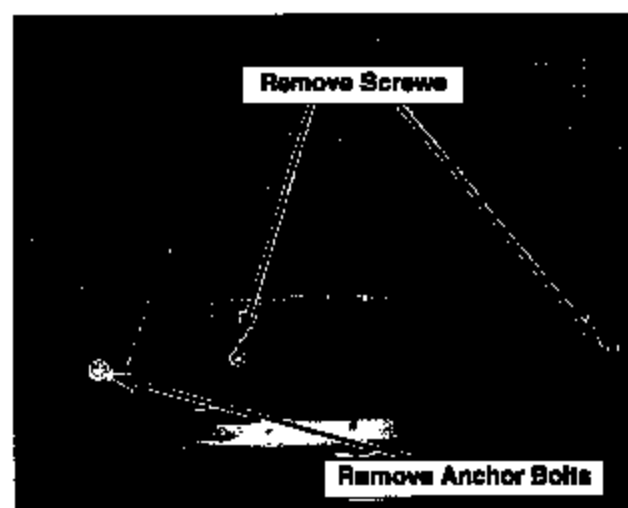


SUBJECT:**Recall Campaign: Front Seat Belt Buckle Replacement**

3. With seat in the full-rearward position, remove bolts at front of seat track securing seat to floor and remove seat from vehicle.




4. Remove two screws from seat side trim forward of seat belt buckle (if equipped).
5. Remove seat belt buckle anchor bolt and remove seat belt buckle.
6. Route new seat belt buckle switch wiring under seat side trim and through seat springs to hold wiring clear of seat track. Install seat belt buckle anchor bolt and torque to 43 lb-ft (58Nm).
7. Reinstall screws in seat side trim.
8. Reinstall seat into vehicle and torque seat retaining nuts and bolts to 35 lb-ft (47Nm).
9. Reconnect seat belt buckle switch electrical connector.
10. Repeat procedure for other front seat and check seat belt operation.



Note: Passenger seat belt buckle does not have buckle switch wiring.

11. Affix SC039 Campaign Completion Label to left rear door as shown.



SUBJECT:


Recall Campaign: Front Seat Belt Buckle Replacement

REPAIR PROCEDURE:

SPORTAGE

Note: Select appropriate replacement P/N from Part Number Information table on Page 5.

1. Slide both front seats to the full-forward position.
2. Remove bolt covers and anchor bolts from front seat belt buckles.
3. Remove two (2) screws at rear lower corner of center console. Lift rear center console to access the electrical connector for the left side seat belt buckle.
4. Disconnect electrical connector for buckle switch.
5. Connect new seat belt buckle to electrical connector and install seat belt buckle anchor bolts, torque to 43 lb-ft (58Nm). Install the screws for the center console.
6. Reinstall bolt covers and check seat belt operation.
7. Affix SC039 Campaign Completion Label to left rear door as shown.



SUBJECT:**Recall Campaign: Front Seat Belt Buckle Replacement****AFFECTED PRODUCTION RANGE:**

Sephia models (with 3-point belts only) produced from 6/1/98 through 7/31/00
 Sportage models produced from 3/1/98 through 11/30/00

PART NUMBER INFORMATION:

Description	P/N
Sephia1999-2000 Beige	Q0K2A 15768075Q
Sephia1999-2000 Gray	Q0K2A 15768096Q
Sportage 1999-2000 Brown - Production Dates Through 8/5/99	Q0K07 A5771270Q
Sportage 1999-2000 Gray - Production Dates Through 8/5/99	Q0K07 A5771296Q
Sportage 1999-2000 Brown - Production Dates 8/6/99-11/30/00	Q0K07 A5771270R
Sportage 1999-2000 Gray - Production Dates 8/6/99-11/30/00	Q0K07 A5771296R
SC039 Campaign Completion Label *	UP011 SC039

* Extra labels available at no cost through your District Parts Service Manager.

Note: Applicable P/N needs to be selected from the Part Number Information table above, as **electrical connectors are different in size**. Use the build dates to determine correct P/N. Each one of the above part numbers is a SET of 2 Seat Belt Buckles (1 left and 1 right).

WARRANTY CLAIM INFORMATION:

Claim Type	Causal P/N	Qty.	Cond. Code	Cause Code	Repair Description	Labor OP Code	Time	Related Parts	Qty.
R	Q0K2A 15768096	0	N99	C99	R&R Front Seat Belt Buckles (Both Sides Sephia)	04S018R0	0.3	Q0K2A 15768075Q Q0K2A 15768096Q	1
R	Q0K07 A5771296	0	N99	C99	R&R Front Seat Belt Buckles (Both Sides Sportage)	04S018R1	0.3	Q0K07 A5771296Q Q0K07 A5771270Q Q0K07 A5771270R Q0K07 A5771296R	1