

SAFETY RECALL BULLETIN

SUBJECT : DRIVER'S SEAT RISER — SAFETY RECALL CAMPAIGN			No: SR-04-006
			DATE: July, 2004
			MODEL: 2004 Endeavor
CIRCULATE TO:	<input checked="" type="checkbox"/> GENERAL MANAGER	<input checked="" type="checkbox"/> PARTS MANAGER	<input checked="" type="checkbox"/> TECHNICIAN
<input checked="" type="checkbox"/> SERVICE ADVISOR	<input checked="" type="checkbox"/> SERVICE MANAGER	<input checked="" type="checkbox"/> WARRANTY PROCESSOR	<input checked="" type="checkbox"/> SALES MANAGER

PURPOSE

The foot of the driver's seat riser may develop a crack, resulting in reduced strength of the seat anchorage. Dealers must inspect the driver's seat riser bar code number to determine whether it is included in this campaign. Check for the bar code on the list included in Attachment A of this bulletin. For vehicles within the affected production date range, if the bar code is on the list, or if there is no bar code, replace the driver's seat riser with the new, improved part listed in the PARTS INFORMATION section of this bulletin.

AFFECTED VEHICLES

2004 Endeavor vehicles produced between 3/11/04 and 4/15/04



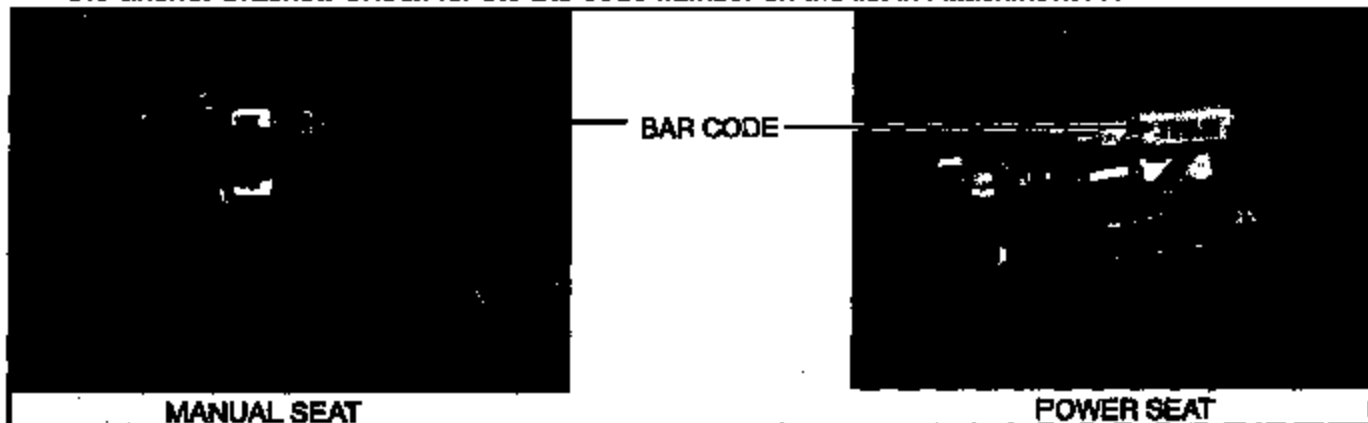
CUSTOMER NOTIFICATION

A letter will be sent to all owners of affected vehicles, asking them to bring their vehicle to their Mitsubishi dealer to have the driver's seat inspected for possible driver's seat riser replacement. A copy of the customer notification letter is included in this bulletin.

REQUIRED OPERATIONS

Before starting this campaign procedure, **CHECK ON THE WARRANTY SUPER SCREEN** to verify that the vehicle is an affected VIN for this campaign and that this campaign procedure has not already been completed.

- Under the driver's seat, note the bar code number. On power seat models, the bar code is located on the front of the motor housing. On manual seat models, the bar code is located on the inside of the anchor bracket. Check for the bar code number on the list in Attachment A.




- a. If the bar code number does **NOT** appear on the list in Attachment A, **STOP**. This campaign procedure is complete.
- b. If the **bar code number is on the list in Attachment A**, or if there is **no bar code label** on the bracket, continue with Step 2 for driver's seat riser replacement procedures. Note the bar code number on the repair order. It must be entered on the related recall claim. If the bar code label is missing, enter "no bar code number" on the repair order and on the recall claim.

CAUTION

ON MANUAL SEATS, BOTH TRACKS MUST REMAIN LOCKED WHEN REMOVING THE SEAT FROM THE VEHICLE. DO NOT UNLOCK THE TRACKS DURING THIS PROCEDURE. IF THE TRACKS ARE ACCIDENTALLY UNLOCKED, MOVE THE TRACKS TO THE EXTREME FORWARD OR REARWARD POSITION, AND BE SURE BOTH TRACKS LOCK.

2. Remove the driver's seat from the vehicle. Refer to Group 52A in the service manual.



3. Remove the front cap from the seat.
4. Remove the side cover from the seat as follows:
 - a. Pull forward and up on the front portion of the side cover.



- b. Use pliers to release the two white side clips securing the side cover to the anchor bracket. Then remove the side cover by pushing it rearward.

5. Remove the rear cover from the seat as follows:




- a. Unhook the cover from the foot. Push the cover toward the seat bottom and remove it.
- b. Remove the white clip from the adjuster.
- c. Reinstall the white clip into the rear cover.





6. Remove the wiring connector clips from the harness bracket. **Note the location of each clip for reassembly.** On power seat models, use care to avoid bending the drive cable.

7. Remove the eight nuts securing the riser to the adjuster.



8. Replace the riser with the new, improved riser listed in the PARTS INFORMATION section of this bulletin.
 - a. Secure the new riser to the seat adjuster, using the new nuts provided in the repair kit.
Torque Specification: 8.8 ± 1 Nm (6.5 ± 1 ft/lb)



9. Reinstall the wiring connector clips.
CAUTION
On power seat models, be sure the harness is properly routed and re-connected in its original position. Incorrect harness routing can result in harness damage during operation.
10. Reinstall the seat rear cover, side cover, and front cap.

11. Reinstall the seat into the vehicle.
12. Verify proper seat operation by moving the seat forward and rearward several times.
 - a. On power seat models, be sure the seat moves smoothly in both directions without any unusual noise.
 - b. **CAUTION**
On manual seat models, be sure the inboard and outboard tracks lock simultaneously. If the tracks do not lock simultaneously, loosen the nuts, lock both tracks in the extreme forward or rearward position, then retighten the nuts to 8.8 ± 1 Nm (6.5 ± 1 ft/lb)

PARTS INFORMATION

Use the Genuine Mitsubishi Parts listed below.

Description	Part Number
Driver's Seat Riser Repair Kit Contains riser and 8 nuts	FBPSU004

WARRANTY INFORMATION

Use campaign labor operation C0405MXX

Labor time for inspection only = 0.3 hrs.

Labor time for inspect and install repair kit = 0.6 hrs.

Claims for this campaign must be entered as Recall type "C" claims. Sample claim screens are shown on the following pages.

WEB BASED CLAIM SYSTEM - RECALL CLAIM SCREENS

Header Section

MISSISSIPPI
DEPT OF
LINK

Enter in the first 6 characters of the campaign labor operation

ONLY 2004 ENDEAVORS BUILT BETWEEN 3/11/04 AND 4/15/04.

C0405M

C12345

4A

IF YOU ARE REPLACING THE SEAT RISER YOU MUST ENTER THE BAR CODE NUMBER FROM THE SEAT THAT IS BEING REPLACED...OR THE WORDS..."NO BAR CODE NUMBER"

Parts Section

MISSISSIPPI
DEPT OF
LINK

Recall Claim

Kit Part Number - FBPSU004

Enter the applicable kit part ONLY if it was necessary to replace the seat riser. The bar code on the seat must be on attached list unless there was no bar code on the seat at all. Otherwise, only claim the labor to inspect the seat per the instructions.

No other part numbers may be claimed.

Qty = 1

Or leave blank if no part was replaced

The dealer net price will be filled in automatically

Labor Section

MISUBISHI DEALER LINK		Previous Warranty Recall Claim		Help
Note: These entries will automatically be filled in based on the campaign number you entered on the previous screen.				
C0405MXX	1	.XX		
	Qty of 1			
				Enter .6 if the seat riser was replaced.OR..... Enter .3 hrs if there was no need to replace the seat riser.



Date: July, 2004

RE: IMPORTANT SAFETY RECALL NOTIFICATION: SR-04-008

Dear Mitsubishi Owner,

This notice is sent to you in accordance with the requirements of the National Traffic and Motor Vehicle Safety Act.

Reason For Notice: Mitsubishi Motors North America, Inc. has decided that the driver's seat mounting bracket may develop a crack at the base of the seat where it mounts to the floor. A crack in that bracket may result in reduced strength of the seat and occupant. In the event of a collision, the seat could become detached, increasing the potential for occupant injury.

What you should do: Please contact your Authorized Mitsubishi Dealer to schedule a repair date. When you bring your vehicle in, show them this letter. (If you received this letter, they will still make the repair, free of charge.)

What your dealer will do: The dealer will inspect the driver's seat bracket to determine whether it requires replacement. If a replacement is needed, they will replace it with a new, improved part, free of charge.

How long will it take? The time needed for the actual repair is approximately 30 minutes. The dealer may need your vehicle for a longer period of time due to service scheduling issues, but every effort will be made to minimize your inconvenience.

If you have any trouble having your vehicle repaired promptly and at no charge, please inform us by calling:
Mitsubishi Customer Relations Department 888-MITSU-2004 (888-645-7830)
Hours: Monday - Saturday 7 a.m. to 10 p.m. (Central Standard Time)

If after contacting Mitsubishi Customer Relations, you still have a problem having this repair made promptly and without charge, write to the Administrator, National Highway Traffic Safety Administration, 400 Seventh Street SW, Washington, D.C. 20590, or call the Auto Safety Hotline toll-free (888) 327-4236.

If you have already encountered a problem regarding the above and have paid for the repair, you may send your original receipts and/or other adequate proof of payment to the following address for reimbursement:
Mitsubishi Customer Relations Department, P.O. Box 5400, Cypress, CA 90630-0054

Notice to Lessors: If you are a lessor of five or more leased vehicles as of the date of this letter, you have an obligation under federal law, (49 CFR Part 577), to provide the lessee of the above referenced vehicle with a copy of this letter by first class mail within ten days of receipt. Further, you must maintain a record, which identifies the lessee to whom you sent a copy of this letter, the date you sent it, and the vehicle identification number (VIN) of the subject vehicle.

We appreciate your prompt attention to this matter. If you have any questions, please contact your Mitsubishi Dealer.

Sincerely,

Chuck Halper
Director of Service

ATTACHMENT A (Page 1 of 2)
FRONT SEAT ANCHOR BRACKET BAR CODES

80Q039020UP	80Q039021UP	80Q039022UP	80Q039023UP	80Q039024UP	80Q039025UP	80Q039026UP	80Q039027UP	80Q039028UP	80Q039029UP	80Q039030UP	80Q039031UP	80Q039032UP	80Q039033UP	80Q039034UP	80Q039035UP	80Q039036UP	80Q039037UP	80Q039038UP	80Q039039UP	80Q039040UP	80Q039041UP	80Q039042UP	80Q039043UP	80Q039044UP	80Q039045UP	80Q039046UP	80Q039047UP	80Q039048UP	80Q039049UP	80Q039050UP	80Q039051UP																				
80Q039052UP	80Q03A001UP	80Q03A002UP	80Q03A003UP	80Q03A004UP	80Q03A005UP	80Q03A006UP	80Q03A007UP	80Q03A008UP	80Q03A009UP	80Q03A00AUP	80Q03A00BUP	80Q03A00CUP	80Q03A00DUP	80Q03A00EUP	80Q03A00FUP	80Q03A00GUP	80Q03A010UP	80Q03A011UP	80Q03A012UP	80Q03A013UP	80Q03A014UP	80Q03A015UP	80Q03A016UP	80Q03A018UP	80Q03A019UP	80Q03A019UP	80Q03A01AUP	80Q03A01BUP	80Q03A01CUP	80Q03A01DUP	80Q03A01EUP	80Q03A01FUP	80Q03A020UP	80Q03A021UP	80Q03A022UP	80Q03A023UP	80Q03A024UP	80Q03A025UP	80Q03A026UP	80Q03A027UP	80Q03A028UP	80Q03A029UP	80Q03A02AUP	80Q03A02BUP	80Q03A02CUP	80Q03A02DUP	80Q03F025UP	80Q03F02AUP	80Q03F02BUP	80Q03F02CUP	80Q03F02DUP
80Q03F02EUP	80Q03F02FUP	80Q03F030UP	80Q03F031UP	80Q03F032UP	80Q03F033UP	80Q03F034UP	80Q03F035UP	80Q03F03FUP	80Q03H035UP	80Q03H03FUP	80Q03H040UP	80Q03H041UP	80Q03H042UP	80Q03H043UP	80Q03H044UP	80Q03H045UP	80Q03H046UP	80Q03H047UP	80Q03H048UP	80Q03H04AUP	80Q03H04BUP	80Q03H04CUP	80Q03H04DUP	80Q03H04EUP	80Q03H04FUP	80Q03H0504P	80Q03H051UP	80Q03H052UP	80Q03H053UP	80Q03H054UP	80Q03H055UP	80Q03H056UP	80Q03H056UP	80Q03H057UP	80Q03H058UP	80Q03H05AUP	80Q03H05BUP	80Q03H05CUP	80Q03H05DUP	80Q03H05EUP	80Q03H05FUP	80Q03H060UP	80Q03H061UP	80Q03H062UP	80Q03H063UP	80Q03H064UP	80Q03H065UP	80Q03H066UP	80Q03H067UP	80Q03H068UP	
80Q03H069UP	80Q03H06AUP	80Q03H06BUP	80Q03H06CUP	80Q03H06DUP	80Q03H06EUP	80Q03H06FUP	80Q03H070UP	80Q03H071UP	80Q03H072UP	80Q03H073UP	80Q03H074UP	80Q03H075UP	80Q03H076UP	80Q03H077UP	80Q03H078UP	80Q03H079UP	80Q03Q001UP	80Q03Q002UP	80Q03Q003UP	80Q03Q004UP	80Q03Q005UP	80Q03Q006UP	80Q03Q007UP	80Q03Q008UP	80Q03Q009UP	80Q03Q00AUP	80Q03Q00BUP	80Q03Q00CUP	80Q03Q00DUP	80Q03Q00EUP	80Q03Q00FUP	80Q03Q00GUP	80Q03Q010UP	80Q03Q011UP	80Q03Q012UP	80Q03Q013UP	80Q03Q014UP	80Q03Q015UP	80Q03Q016UP	80Q03Q017UP	80Q03Q018UP	80Q03Q019UP	80Q03Q01AUP	80Q03Q01BUP	80Q03Q01CUP	80Q03Q01DUP	80Q03Q01EUP	80Q03Q01FUP	80Q03Q020UP	80Q03Q021UP	
80Q03Q022UP	80Q03Q023UP	80Q03Q024UP	80Q03Q025UP	80Q03Q026UP	80Q03Q027UP	80Q03Q028UP	80Q03Q029UP	80Q03Q02AUP	80Q03Q02BUP	80Q03Q02CUP	80Q03Q02DUP	80Q03Q02EUP	80Q03Q02FUP	80Q03Q030UP	80Q03Q031UP	80Q03Q032UP	80Q03Q033UP	80Q03Q034UP	80Q03Q035UP	80Q03Q036UP	80Q03Q037UP	80Q03Q038UP	80Q03Q039UP	80Q03Q03AUP	80Q03Q03BUP	80Q03Q03CUP	80Q03Q03DUP	80Q03Q03EUP	80Q03Q03FUP	80Q03Q040UP	80Q03Q041UP	80Q03Q042UP	80Q03Q043UP	80Q03Q044UP	80Q03Q045UP	80Q03Q046UP	80Q03Q047UP	80Q03Q048UP	80Q03Q049UP	80Q03Q04AUP	80Q03Q04BUP	80Q03Q04CUP	80Q03Q04DUP	80Q03Q04EUP	80Q03Q04FUP	80Q03Q050UP	80Q03Q051UP	80Q03Q052UP	80Q03Q053UP		
80Q03Q054UP	80Q03Q055UP	80Q03Q056UP	80Q03Q057UP	80Q03Q058UP	80Q03Q059UP	80Q03Q060UP	80Q03Q061UP	80Q03Q062UP	80Q03Q063UP	80Q03Q064UP	80Q03Q065UP	80Q03Q066UP	80Q03Q067UP	80Q03Q068UP	80Q03Q069UP	80Q03Q070UP	80Q03R001UP	80Q03R002UP	80Q03R003UP	80Q03R004UP	80Q03R005UP	80Q03R006UP	80Q03R007UP	80Q03R008UP	80Q03R009UP	80Q03R00AUP	80Q03R00BUP	80Q03R00CUP	80Q03R00DUP	80Q03R00EUP	80Q03R00FUP	80Q03R010UP	80Q03R011UP	80Q03R012UP	80Q03R013UP	80Q03R014UP															

Continued on next page

ATTACHMENT A (Page 2 of 2)
FRONT SEAT ANCHOR BRACKET BAR CODES

60Q03R015UP	60Q03X061UP	60Q041026UP	60Q042018UP	60Q04500FUP
60Q03R016UP	60Q03X062UP	60Q041028UP	60Q042019UP	60Q045010UP
60Q03R017UP	60Q03X063UP	60Q04102AUP	60Q04201AUP	60Q045011UP
60Q03R018UP	60Q03X064UP	60Q04102BUP	60Q04201BUP	60Q045012UP
60Q03V065UP	60Q03X065UP	60Q04102CUP	60Q04201CUP	60Q045013UP
60Q03V066UP	60Q03X066UP	60Q04102DUP	60Q04201DUP	60Q045014UP
60Q03V067UP	60Q03X067UP	60Q04102EUP	60Q04201EUP	60Q045015UP
60Q03V068UP	60Q03X068UP	60Q04102FUP	60Q04201FUP	60Q045016UP
60Q03V069UP	60Q03X069UP	60Q041030UP	60Q042020UP	60Q045017UP
60Q03V06AUP	60Q03X06AUP	60Q041031UP	60Q042021UP	60Q045018UP
60Q03V06BUP	60Q03X06BUP	60Q041032UP	60Q042022UP	60Q045019UP
60Q03V06CUP	60Q041001UP	60Q041033UP	60Q042023UP	60Q04501AUP
60Q03V06DUP	60Q041002UP	60Q041034UP	60Q042024UP	60Q04501BUP
60Q03V06EUP	60Q041003UP	60Q041035UP	60Q042025UP	60Q04501CUP
60Q03V06FUP	60Q041004UP	60Q041036UP	60Q042026UP	60Q04501DUP
60Q03W031UP	60Q041006UP	60Q041037UP	60Q042027UP	60Q04501EUP
60Q03W032UP	60Q041008UP	60Q041038UP	60Q042028UP	60Q04501FUP
60Q03W033UP	60Q041007UP	60Q041039UP	60Q042029UP	60Q045020UP
60Q03W034UP	60Q041008UP	60Q04103AUP	60Q04202AUP	60Q045021UP
60Q03W035UP	60Q041009UP	60Q04103BUP	60Q04202BUP	60Q045022UP
60Q03W036UP	60Q04100AUP	60Q04103CUP	60Q04202CUP	60Q045023UP
60Q03W037UP	60Q04100BUP	60Q04103DUP	60Q04202DUP	60Q045024UP
60Q03W038UP	60Q04100CUP	60Q04103EUP	60Q04202EUP	60Q045025UP
60Q03W039UP	60Q04100DUP	60Q04103FUP	60Q04202FUP	60Q045026UP
60Q03W03AUP	60Q04100EUP	60Q041040UP	60Q042030UP	60Q045027UP
60Q03W03BUP	60Q04100FUP	60Q041041UP	60Q042031UP	60Q045029UP
60Q03W03CUP	60Q041010UP	60Q041042UP	60Q042032UP	60Q045029UP
60Q03W03DUP	60Q041011UP	60Q042001UP	60Q042033UP	60Q04502AUP
60Q03W03EUP	60Q041012UP	60Q042002UP	60Q042034UP	60Q04502BUP
60Q03W03FUP	60Q041013UP	60Q042003UP	60Q042036UP	60Q04502CUP
60Q03W040UP	60Q041014UP	60Q042004UP	60Q042036UP	60Q04502DUP
60Q03X06EUP	60Q041015UP	60Q042005UP	60Q042037UP	60Q04502EUP
60Q03X06FUP	60Q041016UP	60Q042006UP	60Q042038UP	60Q04502FUP
60Q03X070UP	60Q041017UP	60Q042007UP	60Q042039UP	60Q045030UP
60Q03X071UP	60Q041018UP	60Q042008UP	60Q04203AUP	60Q045031UP
60Q03X072UP	60Q041019UP	60Q042009UP	60Q04203BUP	60Q045032UP
60Q03X073UP	60Q04101AUP	60Q04200AUP	60Q04203CUP	60Q045033UP
60Q03X074UP	60Q04101BUP	60Q04200BUP	60Q04203DUP	60Q045034UP
60Q03X075UP	60Q04101CUP	60Q04200CUP	60Q04203EUP	60Q045035UP
60Q03X076UP	60Q04101DUP	60Q04200DUP	60Q04203FUP	60Q045036UP
60Q03X077UP	60Q04101EUP	60Q04200EUP	60Q042006UP	60Q045037UP
60Q03X078UP	60Q04101FUP	60Q04200FUP	60Q042006UP	60Q045038UP
60Q03X079UP	60Q041020UP	60Q042010UP	60Q042007UP	60Q045039UP
60Q03X07AUP	60Q041021UP	60Q042011UP	60Q042008UP	60Q04503AUP
60Q03X07BUP	60Q041022UP	60Q042012UP	60Q042009UP	60Q04503BUP
60Q03X07CUP	60Q041023UP	60Q042013UP	60Q04200AUP	60Q04503CUP
60Q03X07DUP	60Q041024UP	60Q042014UP	60Q04200EUP	60Q04503DUP
60Q03X07EUP	60Q041025UP	60Q042015UP	60Q04200DUP	60Q04503EUP
60Q03X07FUP	60Q041026UP	60Q042016UP	60Q04200EUP	
60Q03X080UP	60Q041027UP	60Q042017UP	60Q04200EUP	