

04V-023



2003 Vulcan® 1500 Classic® (VN1500-E6)
 2003/2004 Vulcan® Nomad® FI (VN1500-L4/L5)
 2003 Vulcan® 1500 Mean Streak® (VN1500-P2)
 2003 Vulcan® 1500 Drifter® (VN1500-R3)
 2003 Vulcan® 1600 Classic® (VN1600-A1)
OIL FILTER LEAKAGE



MC 04-04

First Issued: January 23, 2004
 Revised: May 21, 2004

© 2004, Kawasaki Motors Corp., U.S.A.

Page 1 of 5

RECALL

THIS BULLETIN IS OF THE HIGHEST PRIORITY AND MUST BE ACTED UPON IMMEDIATELY TO ENSURE CUSTOMER SAFETY.

Please discard MC 04-04 dated 1/23/04

REVISED

Eligibility

Eligible Units

Model	Vehicle Identification Number Range	Engine Number Range
VN1500-E6	JKBVNAE1/3A0111648 thru 112401	121291 thru 129445
VN1500-L4	JKBVNAL1/3A021587 thru 023712	
VN1500-L4L	JKBVNAL1/3A021767 thru 022987	
VN1500-L5	JKBVNAL1/4A027001 thru 027234	
VN1500-L5L	JKBVNAL1/4A027011 thru 027220	
VN1500-P2	JKBVNAP1/3A014482 JKBVNAP1/3A014484 JKBVNAP1/3A014488 JKBVNAP1/3A014500 thru 018990	
VN1500-P2L	JKBVNAP1/3A014919 thru 018756	
VN1500-R3	JKBVNAR1/3A009002 thru 009276	
VN1500-R3L	JKBVNAR1/3A009217 thru 008301	
VN1600-A1	JKBVNKA1/3A000044 thru 003668 JKBVNKA1/3A003570 JKBVNKA1/3A003692 JKBVNKA1/3A003708	
VN1600-A1L	JKBVNKA1/3A000244 thru 003493	

Please check VSI (Vehicle Service Inquiry) in K-Share for other possible repair campaigns for eligible units. See bulletin numbers MC 03-05, MC 03-07, MC 04-02.

Some units will be repaired by Kawasaki prior to you receiving them. Repair can be verified using VSI or by the presence of the new filter configuration. See Parts Information section for description of the new filter.

Subject

On some eligible units during cold starts, a delay in the response of the oil pressure relief valve can occur allowing the oil pressure to momentarily rise high enough to deform the bottom plate of the oil filter. This could cause oil to leak from the oil filter and create the potential for a crash, resulting in injury or death.

Kawasaki Action

Initiate Recall Campaign:

Kawasaki has initiated a Recall campaign to repair all eligible units. The repair consists of replacing the oil filter with the countermeasure oil filter.

Distribute Special Tool:

Kawasaki will send to all motorcycle dealers, free of charge, the special tool required to install the countermeasure oil filter kit.

Notify Registered Owners:

Kawasaki is sending a Recall letter to all registered owners of eligible units. A copy of the letter is printed on the last page of this bulletin.

Dealer Action

Repair Eligible Units:

Repair all eligible units, including sold units in the field and unsold units in your inventory. Refer to the Repair Procedure section of this bulletin for details.

IMPORTANT NOTE:

- o *It's the law! Under the U.S. National Highway Traffic Safety Administration (NHTSA), Federal Law 49 U.S.C. Section 30120(i) requires dealers to perform Recall repairs before delivering any vehicle affected by the Recall to a purchaser.*

Doc. 6034

**S
E
R
V
I
C
E**

Document Completed Repairs:

Federal law requires manufacturers to maintain accurate follow-up records on repairs performed on eligible units. Dealers MUST submit a Warranty Claim for each repair. Refer to the Warranty Information section of this bulletin for details.

NOTE:

- o If you fail to submit a Warranty Claim for a new unit that is subsequently sold and registered, the new owner will receive the Recall letter requesting the return of the vehicle to you for repair.

Submit Product Registration:

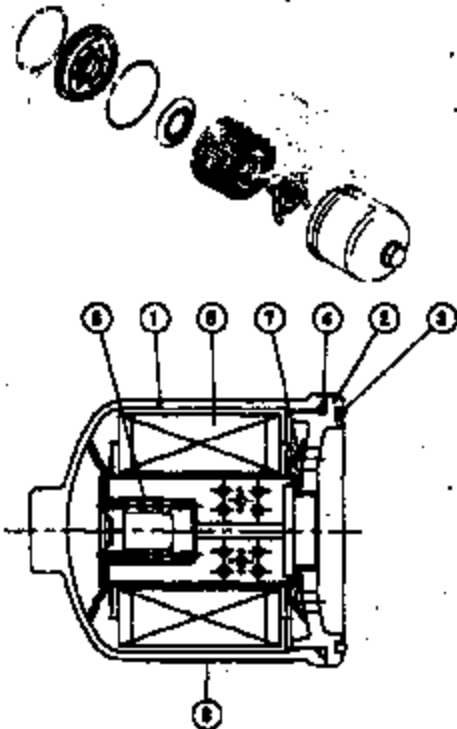
Submit the product registration to Kawasaki immediately after retail sale of any eligible unit. Be sure to supply the correct customer name and address. Kawasaki uses the product registration information for customer notification.

Also, if you know that the customer has moved, please submit a Customer Update to the Warranty Department.

Repair Procedure

Oil Filter Kit Replacement:

Countermeasure Oil Filter Kit (P/N 99999-0033)



Ref No.	Description	Qty.	Ref No.	Description	Qty.
1	Case, Filter	1	5	Element	1
2	Adapter, Filter	1	6	Valve, Relief	1
3	O-ring, 2.4 X 59.7	1	7	Valve	1
4	O-ring, 2.5 X 51	1	8	Label, Manual	1

The oil filter should be replaced without draining the engine oil. Prepare a drain pan for only the oil that will drop from the oil filter.

- Using the oil filter removal tool (P/N 57001-1249), remove the oil filter.



- Clean the mounting surface of the crankcase and the threads of the oil filter mount.



The parts in the kit have been "loosely" assembled.

IMPORTANT NOTE:

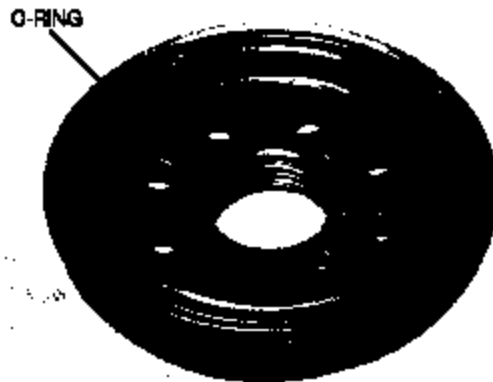
- o Do not remove the O-ring from the adapter, the two O-rings used in the repair are slightly different sizes.

- Loosen, and remove the adapter from the countermeasure oil filter kit.

- o Keep the element and relief valve together in the new oil filter case.

- o Loosen the O-ring on the adapter.


- Apply grease on the loose O-ring in the kit to keep it from falling off during assembly, and fit the O-ring in the groove of the adapter that faces the engine case.



- Install the adapter onto the crankcase with the adapter installation tool (P/N 57001-1598).

Torque


Oil filter adapter: 88 N-m (10 kgf-m, 72 ft.lb)



CAUTION

Be careful not to damage the O-ring during installation of the adapter.

- Apply a small amount of grease on the O-ring to prevent damage when tightening the oil filter case.



- Set the valve onto the adapter as shown in the picture with the wider skirt side of the valve facing the adapter.



- Tighten the case against the adapter with the relief valve and element correctly fit in the oil filter case. Be sure to have these parts installed in correct order and the valve fit into place on the adapter.

Torque

Oil Filter Case: 54 N-m (6.5 kgf-m, 40 ft.lb)



- Run engine and confirm oil level is correct. Add oil if necessary.

Parts Information

Order Oil Filter Kits from your Kawasaki Distribution Center as needed.

Oil Filter Kit contents (P/N 98898-0033)

Ref No.	Description	Qty
1	Case, Filter	1
2	Adapter, Filter	1
3	O-ring, 2.4 X 69.7	1
4	O-ring, 2.5 X 61	1
5	Element	1
6	Valve, Relief	1
7	Valve	1
8	Label, Manual	1

NOTE:

- o *Parts will be available in limited quantities through the end of January. Kits to complete the majority of affected units will be in stock by the end of February.*

Special Tool Distribution:

NOTE:

- o *The special tool (P/N 57001-1598) required to install the oil filter adaptor will be shipped free of charge to your dealership automatically. Your dealership will receive one tool to complete all eligible units. The tools will start shipping to dealers the last week of January.*

FOR REFERENCE ONLY (Do not order for this Recall):

For future oil filter replacement during service, replacement oil filters can be ordered to stock your dealership parts inventory. Replacement filters come as a kit and include the items listed below.

Element Kit contents (P/N 99999-0032)

Description	Qty
O-ring, 2.5 X 61	1
Element	1
Valve, Relief	1
Valve	1
Label, Manual	1
Instruction Sheet	1

Warranty Information

This is a safety Recall campaign. Repair is authorized regardless of ownership or warranty status. Repairs **MUST BE PERFORMED IMMEDIATELY ON ALL ELIGIBLE UNITS** in the field and during initial assembly and preparation. See the Warranty Policies and Procedures Manual (claim type 3 information) for detailed instructions when submitting the Warranty Claim.

WARRANTY INFORMATION			
Qty	Causal Part Number	Description	Claim Type: 3
01	99999-0032	Kit, Oil Filter	Job Code: 22166
			Time: 0.3 hr.
			Failure Date: Same as Repair Date

Repair Verification

The presence of the countermeasure oil filter will serve as repair verification.

VULCAN OIL FILTER LEAKAGE WARNING AND RECALL NOTICE

Dear Kawasaki Motorcycle Owner:

This notice has been sent to you in accordance with requirements of the National Traffic and Motor Vehicle Safety Act.

Kawasaki Motors Corp., U.S.A. has decided that a defect which relates to motor vehicle safety exists in some 2003 Vulcan 1600 Classic, 2003/2004 Nomad FI, 2003/2004 Vulcan 1500 Mean Streak, 2003 Vulcan 1500 Drifter, 2003 Vulcan 1600 Classic models. On eligible units during cold starts, a delay in the response of the oil pressure relief valve can occur allowing the oil pressure to momentarily rise high enough to deform the bottom plate of the oil filter. This could cause oil to leak from the oil filter and create the potential for a crash resulting in injury or death. Our records indicate that you have bought one of these units.

Your Kawasaki dealer will correct this problem for you at no charge. The correction will consist of replacing the oil filter. The actual repair will take up to one-half hour but may take longer due to scheduling at the dealership and the time needed to obtain required parts. Please call your authorized Kawasaki motorcycle dealer to schedule an appointment and take this letter with you at the time of your appointment.

For future oil filter replacement, use element kit part number 99999-0032.

You may submit a complaint to the Administrator, National Highway Traffic Safety Administration, Washington, D.C. 20590, or call the toll free Auto Safety Hotline at (888) 327-4238 if you believe that:

- a. Kawasaki Motors Corp., U.S.A. has failed to, or is unable to, remedy this defect without charge.
- b. Kawasaki Motors Corp., U.S.A. has failed to, or is unable to, remedy this defect within a reasonable time, but not longer than 90 days after you first attempt to obtain remedy.

If you no longer have the vehicle described in this letter, or if it has been repaired, please help us to update our records by calling Kawasaki toll free at (888) 802-8381 between 8:30 a.m. and 4:45 p.m. PT Monday through Friday. Federal regulation requires that any vehicle lessor receiving this recall notice must forward a copy of this notice to the lessee within ten days.

If you experienced the failure described above prior to receiving this letter and paid to have it corrected, Kawasaki will reimburse you for your documented costs of this repair. Contact Kawasaki's Consumer Services Department at the address above, or by telephone (toll-free) at (888) 802-8381 between 8:30 a.m. and 4:45 p.m. PT Monday through Friday, or contact your Kawasaki dealer to request reimbursement.

We are sorry for any inconvenience this may cause, but we have taken this action in the interest of your safety and your continued satisfaction with your Kawasaki motorcycle.

Sincerely,

Kawasaki Motors Corp., U.S.A.