



Mercedes-Benz

Mercedes-Benz USA, LLC  
Frank Dierl  
General Manager, Engineering Services

**VIA CERTIFIED MAIL**

October 15, 2004

National Highway Traffic Safety Administration  
Office of Defect Investigation  
Attention: George Person, Chief Recall Analysis Division  
400 Seventh Street, S.W.  
Washington, D.C. 20590

**Re: 49 CFR Part 573; Recall of Mercedes-Benz S and CL-Class**

Dear Mr. Person:

Pursuant to 49 CFR Part 573.5(c)(9), this letter contains 2 documents that were communicated to our dealers on the above subject and will be submitted in Mercedes-Benz USA, LLC (MBUSA) regular monthly mailing for the month of October, 2004.

Manufacturer's Campaign Identification Number  
2004 070010

NHTSA Recall Number  
04V-227

Should you have any questions, please do not hesitate to contact Gary Bowne at 201-573-2719.

Sincerely,

FD:sk

Enclosure

RECEIVED  
OCT 19 2 27  
2004



## NetStar Messages

▶ Print Page

### Voluntary Recall Campaign MY 2000 - 2001 S and CL-Class Blower Motor Fuse Holder

#### Attachments:

- ▶ P-RC-2004070010\_web.pdf
- ▶ Netstar message 04 10 12 Fuse  
holder.pdf

© Mercedes-Benz USA, LLC, 2004

Route: All

To: All Mercedes-Benz Dealers

**Subject: Voluntary Recall Campaign MY 2000 – 2001 S and CL-Class Blower Motor Fuse Holder**

Date: October 12, 2004

Ladies and Gentlemen:

On May 10, 2004 you were notified that Mercedes-Benz USA LLC will conduct a voluntary recall campaign of certain model year 2000 – 2001 S and CL-Class vehicles regarding the fuse holder for the HVAC Blower Motor Fan.

DCAG has determined that, due to a production deficiency occurring during the production process of the blower motor fuse holder, the size of the electric conductor on the blower motor fuse holder may be below appropriate tolerances. Consequently, the electric conductor of the blower motor fuse holder may dissipate more heat than the plastic fuse holder was designed to withstand, which could result in overheating of the blower motor fuse holder and disabling of the blower motor and the ability to defrost or defog the windshield in cold or hot and humid weather conditions. Depending on the occurrence and weather situation, driver visibility could be reduced, which could result in a crash. Affected vehicles will be retrofitted with a new fuse holder to correct this issue.

Approximately 54,438 vehicles in the US are affected by this voluntary recall. Today the dealer recall bulletin has been posted on Star TekInfo and will be mailed to the dealers shortly. Customer letter mailings will also follow in a few days.

Please note that additional Recall Campaigns have been launched concurrently with the Blower Motor Fuse Holder Recall to eliminate the need for multiple customer letters and dealer visits. It is important for the Service Writer to check the VIN in VMI for each customer at the time the repair order is written in order to determine if the vehicle is involved in one or more open campaigns. Accordingly, please inform the customer if additional waiting time will be necessary based on multiple open campaigns.

Please refer any customer inquiries to the Customer Assistance Center, of MBUSA, at 1-800-FOR-MERCEdes. (1-800-367-6372)

MBUSA Engineering Services  
10/12/04

FILE: SERVICE: GROUP 00 OF SERVICE INFORMATION BINDER  
 PARTS: GROUP I OF INFORMATION – PARTS & ACCESSORIES BINDER

Campaign No. 2004070010

October 2004

TO: ALL MERCEDES-BENZ CENTERS

SUBJECT: **MODELS 215/220**  
**MODEL YEARS 2000 THROUGH 2001**  
**INSTALLATION OF BLOWER MOTOR WIRING HARNESS**

This Recall Campaign has been initiated because DCAG has determined that on the affected vehicles (see VIN range below), due to a production deficiency occurring during the production process of the blower motor fuse holder, the size of the electric conductor on the blower motor fuse holder may be below appropriate tolerances. Consequently, the electric conductor of the blower motor fuse holder may dissipate more heat than the plastic fuse holder was designed to withstand, which could result in overheating of the blower motor fuse holder and disabling of the blower motor and the ability to defrost or defog the windshield in cold or hot and humid weather conditions. Depending on the occurrence and weather situation, driver visibility could be reduced, which could result in a crash.

Please review the Effective Serial Number Chart located below.  
 Attached is a sample copy of a letter which owners of the affected vehicles will receive.

Prior to performing this Recall Campaign:

- Please check VMI to insure the vehicle is involved and to determine if the vehicle has been previously repaired.
- Please review the entire Recall Campaign bulletin.

Approximately 54,438 vehicles are affected.

**Effective Serial Number Range**

Models	Chassis End Number	
	From	To
215	A000652	A011473
220	A000671	A167371

Order No. P-RC-2004070010

This bulletin has been created and maintained in accordance with MBUSA-SLP S423QH001, Document and Data Control, and MBUSA-SLP S424HH001, Control of Quality Records.


**Procedure:**

Figure 1

P83.10-2178-06

X4/10 Terminal block and fuse box, terminal 30  
 F1/1 Right fuse box

**A. PRELIMINARY WORK**

1. Disconnect battery ground cable WIS: AR54.10-P-0003I.

**Caution!**

Do not install quiescent current retention unit.

2. Remove right front floor covering WIS: AR68.20-P-2070M.

**Note:**

Only remove as far as necessary until the foot support is accessible.

3. Remove right front foot support.

4. Lift up right front SAM (WIS: AR54.21-P-1261I) to gain access to harness opening in bulkhead.

**Note:**

- Do not completely remove right front SAM.
- If necessary, disconnect wire harness connectors from ME-SFI control module.

## B. INSTALLATION OF BLOWER MOTOR WIRING HARNESS

1. Route new interior blower motor wiring harness (1, Figure 2) with ring connector from the right fuse box (F1/1, Figure 3) into the right front footwell.

**Note:**

A wire puller/"snake" (shop made tool: e.g., mechanic's wire etc.) may be used to aid in routing the new harness into footwell area through the bulkhead.




Figure 2

P83.10-2171-01

2. Route new interior blower motor wiring harness (1, Figure 2) along existing cables to the cable connector and fuse box terminal 30 (X4/10) and secure with cable ties.
3. Connect ring connector to designated M8 screw connection and torque M8 nut (arrow, Figure 2) to 9 Nm. (+ / - 1 Nm).

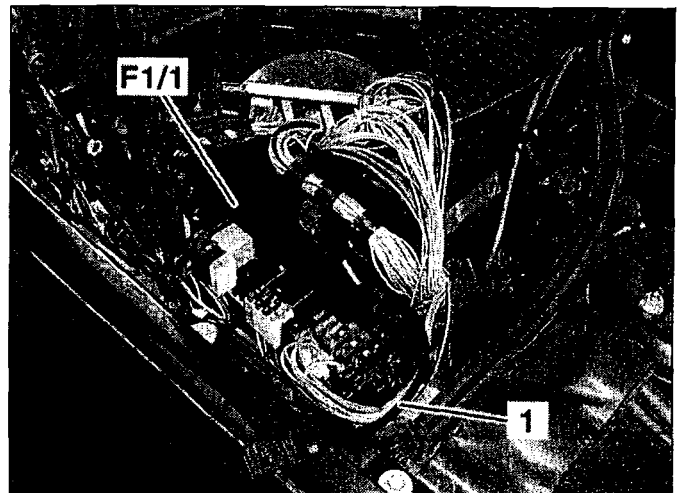


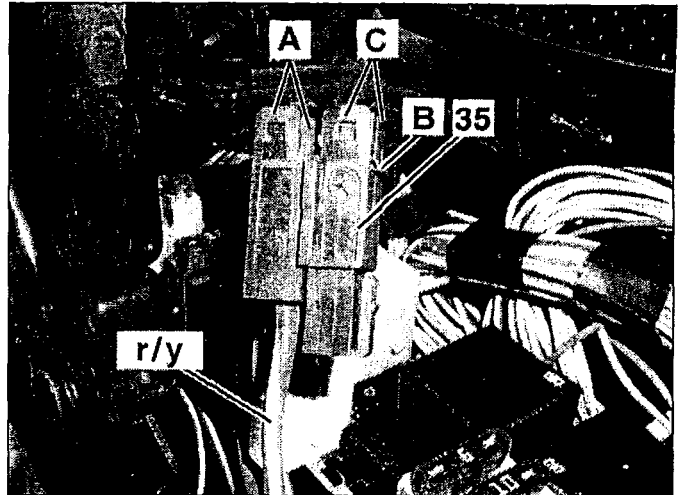
Figure 3

P83.10-2170-01

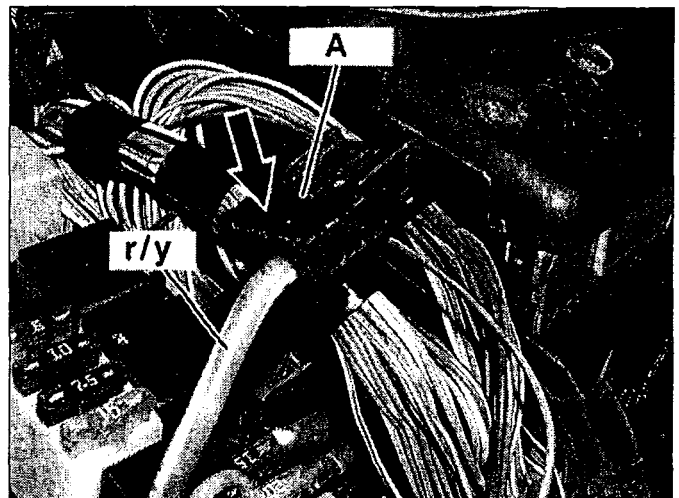
4. Remove brown fuse holder (fuse 35, Figure 4) with 40A fuse from the right fuse box (F1/1, Figure 3).
5. Unpin wire connector (with r/y wire, Figure 4) from brown fuse holder (35):
  - Remove fuse from fuse holder (35).
  - Unclip two outer locking tabs (A, Figure 4) furthest from the hinge (B) then partially pry open cover.
  - Unclip two outer locking tabs (C, Figure 4) closest to the hinge (B) then fully open cover to expose wire connectors.
  - Push the wire connector (with r/y wire) out from fuse side of fuse holder using special tools: Blade Handle W220 589 01 99 50 with blades W220 589 01 99 62 (both part of Wire Harness Kit W220 589 01 99 00 and W220 589 02 99 00).

**Note:**

- The fuse holder (35) and fuse can be discarded.
  - r/y designates red/yellow wire.
6. Install unpinned wire connector (with r/y wire, Figure 5) into new harness connector (A):
    - Insert the unpinned wire connector (with r/y wire, Figure 5) into position 1 of the new harness connector (A).
    - Secure wire connector (with r/y wire) into position by locking closed the harness connector cover (arrow).



**Figure 4**



**Figure 5**

7. Connect the new harness connector (arrow, Figure 6) to the harness connector on the new blower motor harness wire (1) and place coupled connector (X64/1) below right front SAM in the right fuse box (F1/1).




Figure 6


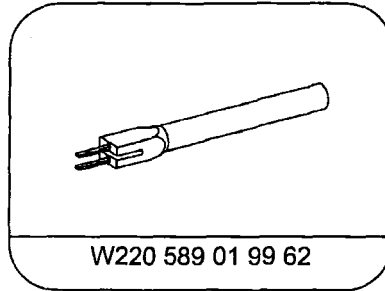
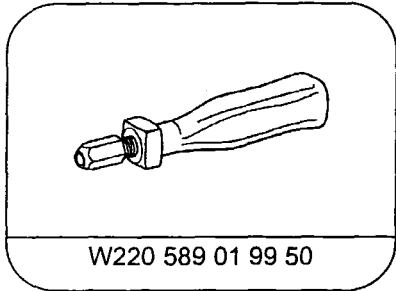


Figure 7

P83.10-2176-04

8. Install new maxi fuse holder (5, Figure 7) into grommet breakthrough (arrow) in right fuse box (F1/1).
9. Route interior blower motor harness below right front SAM in right fuse box (F1/1).
10. Reinstall right front SAM, reconnect wire harnesses to ME-SFI control module (if removed in step 4, subject A) and reassemble interior of vehicle in reverse order.
11. Reconnect battery ground cable WIS: AR54.10-P-0003I.
12. Read fault memory and erase using Star Diagnosis.
13. Check operation of interior blower motor.
14. Affix fuse/relay label over area of fuse chart identifying location of fuse/relays in **right front** fuse and relay box (fuses 28-49).  
**Note:** Fuse and relay chart is located in trunk under lug wrench (in tool kit).
15. Reinstall remaining parts in reverse order.



**Special Tools****Note:**

Both tools are contained within kit W220 589 01 99 00 and W220 589 02 99 00.

**Parts Information**

Qty.	Part Name	Part Number
1	Interior blower motor harness/Fuse holder	A220 540 95 07 05
1	Wire harness connector	A032 545 88 28 05
1	Fuse/relay label (packs of 10) <sup>1)</sup>	BQ454 0025

<sup>1)</sup> Part cannot be claimed for reimbursement

**Note:**

The following allowable Labor Operations should be used when submitting a warranty claim for this repair.

**Warranty Information**

**Operation: Wiring harness – Interior Blower, Install (02-4340)**

<b>Damage Code</b>	<b>Operation Number</b>	<b>Labor Time (hrs.)</b>	<b>Model Indicator(s)</b>
83 900 32	02-4340	1.5 hrs.	M1, M2, M4, M5, N1, N2,

**NOTE REGARDING CUSTOMER REIMBURSEMENT**

Reimbursement to customers for repairs performed prior to this recall:

If the customer already paid to have this recall condition repaired and provides adequate documentation to support their claim of a non-warranty repair of this item, they may be eligible to receive reimbursement.

Requests for reimbursement may include parts, labor, fees and taxes. Reimbursement may be limited to the amount the repair would have cost if completed by an authorized Mercedes-Benz dealer.

See "Reimbursement to Customer for repairs performed prior to recall" in MBUSA's Warranty Policy and Procedures Manual.

Please note the claim submitted for customer reimbursement will **not** close the campaign (if still open).

If the customer is still in possession of the vehicle with an open campaign, please arrange to close the recall in the usual manner.

**Safety Recall #2004- 070010**

October, 2004

Dear Mercedes-Benz Owner,

This notice is sent to you in accordance with the requirements of the National Traffic and Motor Vehicle Safety Act. WE SENT YOU THIS NOTICE BECAUSE WE ARE CONCERNED ABOUT YOUR SAFETY.

DaimlerChrysler AG (DCAG), the manufacturer of Mercedes-Benz vehicles, has decided that a defect which relates to motor vehicle safety exists in certain Model Year 2000 - 2001 S-Class and CL-Class vehicles. Mercedes-Benz USA, LLC (MBUSA) therefore has initiated a recall of these vehicles. Our records indicate that your vehicle is included in this group.

DCAG has determined that, due to a production deficiency occurring during the production process of the blower motor fuse holder, the size of the electric conductor on the blower motor fuse holder may be below appropriate tolerances. Consequently, the electric conductor of the blower motor fuse holder may dissipate more heat than the plastic fuse holder was designed to withstand, which could result in overheating of the blower motor fuse holder and disabling of the blower motor and the ability to defrost or defog the windshield in cold or hot and humid weather conditions. Depending on the occurrence and weather situation, driver visibility could be reduced, which could result in a crash.

Your authorized Mercedes-Benz dealer is available to provide this service, free of charge. The working time required is approximately two hours. Please contact your authorized Mercedes-Benz dealer to schedule an appointment at your earliest convenience. Please mention Recall Campaign #2004-070010

If you are no longer the vehicle owner, or have a change of address, please complete the reverse side of this letter and return the complete letter in the enclosed envelope. If this is a leased vehicle and the lessor and registered owner receive this notice, please forward this information by first class mail to the lessee. If you have paid to have this recall condition corrected prior to this notice you may be eligible to receive reimbursement. Please see the reverse side of this notice for details.

Please contact your authorized Mercedes-Benz dealer should you have any questions or encounter any difficulty regarding this recall. If your dealer is unable to remedy your situation please contact us at 1-(800) FOR-MERcedes. (1-800-367-6372).

If an authorized Mercedes-Benz dealer or Mercedes-Benz USA, LLC, fails or is unable to perform this service without charge within 60 days, pursuant to law 49 U.S.C. Chapter 301, you may submit a complaint to the Administrator, National Highway Traffic Safety Administration, 400 Seventh Street, S.W., Washington, D.C. 20590 or call the toll-free Auto Safety Hotline at 888-327-4236.

Again, we apologize for any inconvenience this situation may cause you.

Sincerely

Klaus Ulkann  
Vice President, Customer Services