

FAULKNER, GARMHAUSEN, KEISTER & SHENK

A LEGAL PROFESSIONAL ASSOCIATION

COURTVIEW CENTER - SUITE 300

100 SOUTH MAIN AVENUE

SIDNEY, OHIO 45385

(937) 492-1271

FAX (937) 496-1306

www.fgks-law.com

MINSTER, OHIO

(419) 928-2677

FT. LORAIN OFFICE

31 S. MAIN STREET

P.O. BOX 320

FT. LORAIN, OHIO 43048

(937) 285-2983

FAX: (937) 285-3633

HARRY N. FAULKNER
JOHN M. GARMHAUSEN
RALPH F. KEISTER
JAMES R. SHENK*
MICHAEL A. STAUDI
JAMES L. THIEMAN**
THOMAS J. POTTS
DANIEL A. BENEMAN
WILLIAM E. LANG
DAVID B. SHUFFELTON
BRYAN A. MEMEYER
JOHN H. DEEDE

*ALSO ADMITTED IN FLORIDA
**ALSO ADMITTED IN INDIANA

SENDER'S E-MAIL
dbeneman@fgks-law.com

March 15, 2004

**VIA FACSIMILE AND
CERTIFIED MAIL
RETURN RECEIPT REQUESTED**

04V-127 ① of ①

Associate Administrator for Enforcement
National Highway Traffic Safety Administration
400 Seventh Street, S.W.
Washington, DC 20590

National Highway Traffic Safety Administration
Attention: Office of Defects Investigation
400 Seventh Street, S.W.
Washington, DC 20590

Re: Four Winds International Corporation Recall
Defect and Non-Compliance Report

Gentlemen:

Our office is general counsel for Four Winds International Corporation ("Four Winds"), which is located in Elkhart, Indiana. On behalf of Four Winds, we are hereby notifying the National Highway Traffic Safety Administration of a defect in certain Class A motorhomes which has been determined by Four Winds to be safety related.

A. Manufacturer: Identification of Vehicles.

The manufacturer is Four Winds International Corporation, 701 County Road 15, P. O. Box 1486, Elkhart, Indiana 46515-1486. Four Winds has determined that a defect may be present on certain 2004 model year Class A Hurricane, Windsport and Infinity motorhomes manufactured between May, 2003 and March, 2004. The total number of motorhomes subject to this recall is 656, which includes 29 motorhomes that were sold in Canada. This total includes all motorhomes located on the premises of Four Winds that were produced before the defect was discovered and all motorhomes retail sold or currently located on dealer lots. The information available to Four Winds indicates that 100% of the subject motorhomes contain the defect.

B. Recall Population.

1. **Hurricane Models.** The total number of 2004 Hurricane motorhomes subject to this recall campaign is 312, which includes 15 motorhomes that were sold in Canada. The Hurricane motorhomes subject to this recall campaign have serial numbers beginning at HAA012156 and ending at HAA013592.
2. **Infinity Models.** The total number of 2004 Infinity motorhomes subject to this recall campaign is 157, which includes 7 motorhomes that were sold in Canada. The Infinity motorhomes subject to this recall campaign have serial numbers beginning at IAA012463 and ending at IAA013589.
3. **Windsport Models.** The total number of 2004 Windsport motorhomes subject to this recall campaign is 187, which includes 7 motorhomes that were sold in Canada. The Windsport motorhomes subject to this recall campaign have serial numbers beginning at WAA012420 and ending at WAA013598.

C. Description of Defect.

The defect identified by Four Winds results from the improper installation of the three-point shoulder harness seat belt on both the driver's seat and the passenger's seat. Four Winds discovered that the seat pedestal brace which holds the seat belt harness in place was not installed on some of the affected motorhomes and that, in the motorhomes where the seat pedestal brace was installed, the four tec bolts utilized to hold the brace in place were not installed. The presence of these defects may cause the seat belt to malfunction in the event of an accident, which could in turn result in injury or death to the occupants of the driver's seat or the passenger's seat.

D. Remedying of Defect.

The program to be implemented by Four Winds to remedy the defect will include notification to all registered owners of the subject motorhomes. The owners will be advised to bring their motorhome to an authorized Four Winds' dealer or service center for repair. The repair of the defect will consist of inspecting below the cockpit floor of the motorhome to determine if the motorhome is missing the tec bolts only or if the motorhome is missing both the seat pedestal brace and the tec bolts. Upon the inspection of the affected motorhome, the dealer will install both the pedestal brace and the tec bolts or just the tec bolts, as the case may be. The detailed procedure for the installation of the pedestal brace and the tec bolts will be provided to Four Winds' authorized dealers as an attachment to the Vehicle Safety Defect Service Bulletin referred to below. As set forth in the enclosed owner notification, the defect will be corrected by Four Winds at no expense to the owner.

E. Recall Notifications.

Enclosed as Exhibit "A" is the proposed notification entitled "Vehicle Safety Defect Service Bulletin" that will be sent to registered owners of the subject motorhomes. Enclosed as Exhibit "B" is the proposed notification also entitled "Vehicle Safety Defect Service Bulletin" that will be sent to Four Winds' authorized dealers, along with the procedure to be used by the dealers to correct the defect. Also enclosed as Exhibit "C" is a draft of the language to be included on a postcard to be forwarded with the notification letter to the registered owners. I have also enclosed a copy of the envelope that will contain the notification letter being sent to the registered owners.

The enclosed service bulletins, postcard, and envelope are being submitted to NHTSA for your pre-review. Four Winds intends to mail the owner notification and dealer notification service bulletins and postcards within 30 days after receiving approval of the documents by NHTSA and the release of the NHTSA recall information to Four Winds.

F. Campaign Number.

Four Winds has designated R030009 as its internal campaign number for this recall. However, in the attached service bulletins, Four Winds will reference the recall campaign number assigned by NHTSA.

I would appreciate your providing me with a pre-review determination of the enclosed documents at your earliest convenience. Please contact the undersigned at (937) 492-1271 after you have had an opportunity to review the documents. I trust that you will find the enclosed documents comply with the NHTSA regulations and will approve the documents for form and content.

Thank you for your prompt attention to this matter.

Very truly yours,



Daniel A. Bensman

dja

Enclosures

cc: Four Winds International Corporation
Mr. John M. Garmhausen

Four Winds

INTERNATIONAL

Visit our website at www.fourwinds-rv.com

701 C.R. 15, P.O. Box 1486 ● Elkhart, IN 46515-1486 ● Phone (574) 286-1111 ● Fax (574) 293-5256

March 9, 2004

VEHICLE SAFETY DEFECT SERVICE BULLETIN

Recall Campaign No: TBD
Four Winds International Corporation File Number: R030009
Bolting the Seat Belt Harness

Re: Safety Recall – Bolting the Seat Belt Harness

Dear Owner:

This notice is sent to you in accordance with the requirements of the National Traffic and Motor Vehicle Safety Act.

Four Winds International has decided that a defect which relates to motor vehicle safety exists in certain 2004 Four Winds Class A Hurricane, Infinity and Windsport motorhomes manufactured between May 2003 and March 2004. These motorhomes are equipped with three-point shoulder harness seat belts and may have a defect involving the installation of the seat pedestal brace that holds the seat belt harness in place for both the driver's seat and the passenger seat. According to our records, your motorhome may contain this potential defect.

The defect involves the lack of, or improper installation of, the seat pedestal brace. Some of the motorhomes subject to this recall campaign may have been manufactured without the seat pedestal brace. In other cases, the seat pedestal brace may have been installed without utilizing four tec bolts to hold the brace in place. This defect can cause the seat belt harness to malfunction in the event of an accident, which could in turn result in injury or death to the occupants of the driver's seat or the passenger's seat.

The remedy will consist of either adding a seat pedestal brace and necessary hardware or by the addition of the tec bolts to hold the brace in place. This repair will be done at no charge to you.

You may contact your Four Winds International dealer or service center to arrange for a service appointment. If you need assistance in locating a dealer or service center in your area or you are having difficulty setting a service appointment, please contact us at 574-

266-1111. Instructions for making this correction have been sent to your dealer and parts are readily available.

While the time for the remedy of the defect is expected to take approximately a half an hour, your dealer or service center may require you to leave the motorhome for a longer period of time to allow for the scheduling of such remedy.

If the non-compliance referred to above has been repaired on your motorhome prior to the receipt of this recall notification, and if you incurred any direct cost in connection with obtaining such repair, you may seek reimbursement from Four Winds International. In order to obtain such reimbursement you must submit the following information: (1) Your name and mailing address; (2) The VIN (vehicle identification number) number for your motorhome; (3) A reference to this recall campaign; and (4) A copy of the receipt or invoice for the repair.

This reimbursement may be obtained by sending your request for reimbursement along with the requested information referred to above to Four Winds International Corporation, P.O. Box 1486, Elkhart, IN 46515-1486.

Four Winds has notified the National Highway Traffic Safety Administration of this recall and the procedures involved. However, should Four Winds fail or be unable to correct the non-compliance without charge, you may write to Administrator, National Highway Traffic Safety Administration, 400 Seventh Street, S.W., Washington, DC 20590 or call the toll free Auto Safety Hotline at 888-327-4236.

Federal regulation requires any lessor receiving this letter to forward it to the lessee within 10 days.

Sincerely,



Tony Biswaszkin
Director of Customer Service
Four Winds International

Enclosure

Four Winds

INTERNATIONAL

Visit our website at www.fourwinds-rv.com

701 C.R. 15, P.O. Box 1486 • Elkhart, IN 48515-1486 • Phone (574) 286-1111 • Fax (574) 293-6258

March 9, 2004

VEHICLE SAFETY DEFECT SERVICE BULLETIN

Recall Campaign No: TBD
Four Winds International Corporation File Number: R030009
Bolting the Seat Belt Harness

Re: Safety Recall – Bolting the Seat Belt Harness

Dear Four Winds International Dealer:

Four Winds International has initiated a safety recall campaign relating to 2004 model year Class A motorhomes manufactured from May 2003 to March 2004. A copy of the notification letter that is being sent to owners is enclosed.

The National Traffic and Motor Vehicle Safety Act provides that each vehicle that is subject to a recall campaign of this type must be adequately repaired within a reasonable time after the owner has tendered it for repair. Generally, failure to repair within sixty (60) days after the owner's first delivery for repair is assumed to be an unreasonable delay.

The Issue

Certain Class A motorhomes were manufactured without bolts to hold the seat belt harness in place. In some instances the seat pedestal bracket was not installed.

Affected Motorhomes

Affected motorhomes are 2004 Class A Hurricane, Infinity and Windsport motorhomes equipped with a three point shoulder harness seat belt and manufactured from May 2003 to March 2004.

If our records indicate that you have any of the affected motorhomes in your inventory you will also receive an owner notification letter identifying those units.

The Repair

The repair will consist of inspecting below the cockpit floor to determine if it is missing the necessary tec bolts or if it is missing the pedestal brace and the tec bolts. Should the motorhome require the installation of tec bolts only then we will pay 0.3 of an hour to install the necessary hardware. Should the motorhome require the installation of the pedestal brace and the tec bolts we will pay 0.4 (per side) of an hour to complete this repair.

Dealer Campaign Responsibility

All unsold motorhomes in your possession that are subject to this recall campaign must be held and inspected/repaired in accordance with the service procedure of this campaign bulletin before owners can take possession of these motorhomes. Please service all motorhomes subject to this recall campaign at no charge to the owners, regardless of mileage, age or vehicle ownership, from this time forward.

In addition to a letter, owners will receive a recall card. The motorhome owner will present this card to you upon arrival for the service appointment. Once the repair has been completed please fill in the appropriate information and return it to Four Winds International along with your claim for payment.

You should contact owners of motorhomes recently sold from your vehicle inventory for which you have received the owner notification letter and make arrangements to perform the required correction according to the instructions enclosed with this bulletin. At a minimum, mail the owner a copy of the owner notification letter accompanying this bulletin.

In summary, whenever a motorhome subject to this campaign enters your vehicle inventory or is in your dealership for service in the future, please take the necessary steps to be sure the campaign correction has been made before selling or releasing the motorhome.

Sincerely,



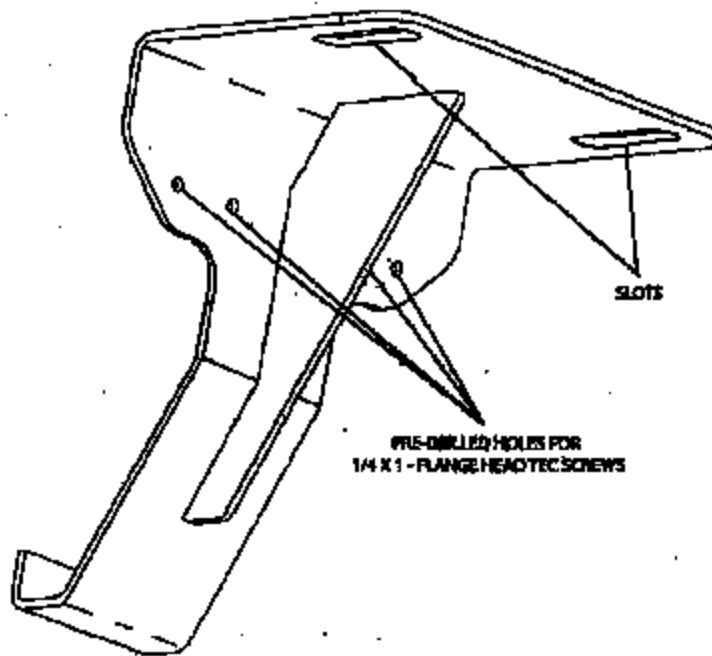
Tony Piwozka
Director of Customer Service
Four Winds International

Seat Pedestal Brace:

The seat pedestal braces are located behind the front tires within the wheel wells and anchor the seat pedestals to the chassis frame.

Seat Pedestal Brace Adjustment Procedure:

Identify the brace, and inspect, insuring that there are 4 (four) 1/4 X 1 - Flange Head Tec Screws securing the brace to the motor home chassis frame. If there are less than 4 (four) screws, proceed to secure the brace using 1/4 X 1 Flange Head Tec Screws (refer to diagram 1-1). If upon inspection a seat pedestal brace is not present refer to diagram 1- 2 of this installation guide.

**DIAGRAM 1-1**

Seat Pedestal Brace Installation Procedure:

Upon inspection, if a seat pedestal brace is not present, installation of the brace is required immediately.

To proceed with installation, remove the seat pedestal's front 1/2 -13 Hex Nuts from the 1/2 -13 Hex Cap Screws, as well as the 1/2 Lock Washers and the 1/2 Flat Washers, which secure the seat pedestal to the doghouse frame.

Place the brace slots over the Hex Cap Screws. Replace the Flat Washer, followed by the Lock Washer and then the Hex Nut. Hand tighten the Hex Nut. Insure the back of the brace is flush with the front truss of the chassis frame.

Using the 1/2 X 1 Flange Head Tec Screws, fasten the brace to the front truss (refer to diagram 1-1).

Torque the hex screw and nut to 65 lb.ft. Repeat procedure for the opposite seat pedestal.

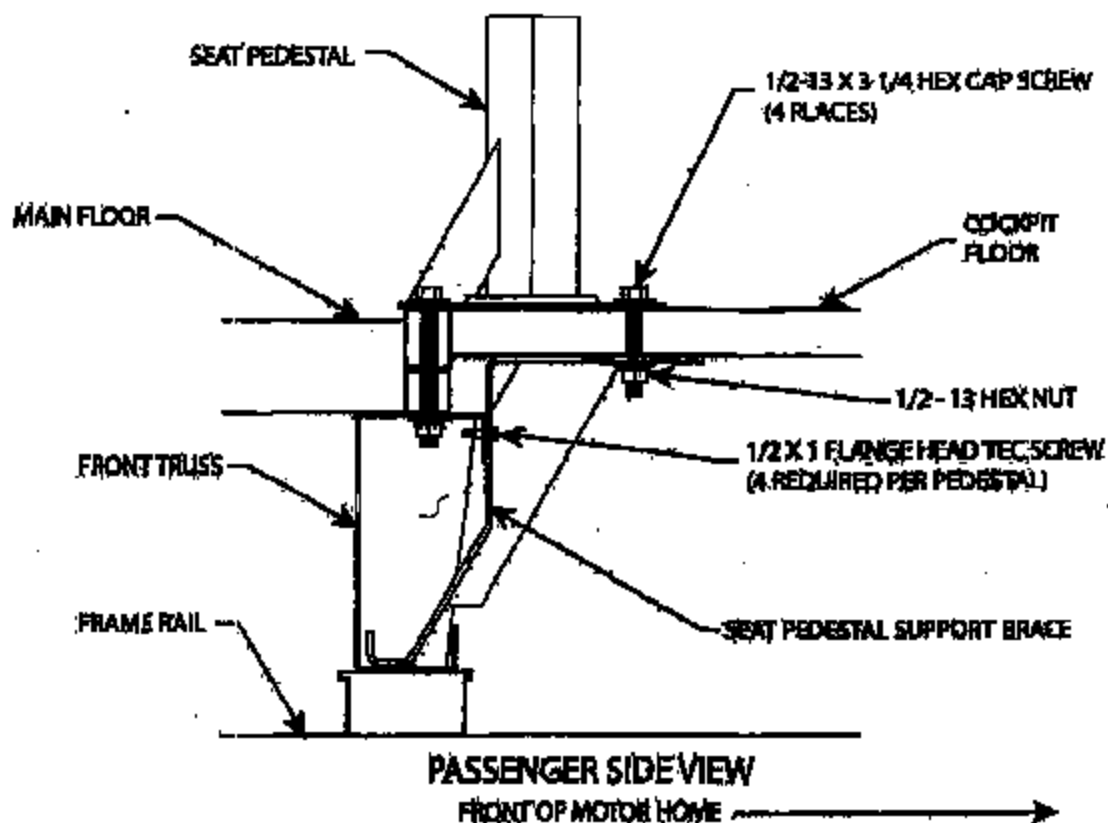


DIAGRAM 1-2

EXHIBIT "C"

FOUR WINDS INTERNATIONAL CORPORATION

Recall # _____

Please complete the following information and mail this card immediately if your motorhome has been sold. If the unit is still in your possession, please return this card after the repair of the seat belt pedestal brace has been completed. The serial number is printed on the data tag located on the interior wall of your motorhome next to the driver's seat.

VIN Number _____

_____ The repair of the seat belt pedestal brace has been completed by:

Service Center: _____

Date: _____

_____ I have sold my motorhome to:

Name: _____

Address: _____

City: _____

04V-127 ⑩ of ⑩

Four Winds International Corporation
P.O. Box 1486
Elkhart, Indiana 46515-1486

SAFETY RECALL NOTICE

FAULKNER, GARMHAUSEN, KEISTER & SHENK

A LEGAL PROFESSIONAL ASSOCIATION

COURTVIEW CENTER - SUITE 300

100 SOUTH MAIN AVENUE

SIDNEY, OHIO 45365

(937) 492-1271

FAX: (937) 498-1308

www.fgks-lbw.com

**MINSTER, OHIO
(419) 628-2677**

FT. LORAMIE OFFICE

31 S. MAIN STREET

P.O. BOX 320

FT. LORAMIE, OHIO 45848

(937) 898-2963

FAX: (937) 298-2633

**HARRY N. FAULKNER
JOHN M. GARMHAUSEN
RALPH F. KEISTER
JAMES R. SHENK*
MICHAEL A. STAUDT
JAMES L. THIEHAN**
THOMAS J. POTTS
DANIEL A. BENSHAN
WILLIAM E. LANG
DAVID B. SHUFFELTON
BRYAN A. NIEMEYER
JOHN M. DEEB**

***ALSO ADMITTED IN FLORIDA
ALSO ADMITTED IN INDIANA

**SENDER'S E-MAIL
dbenshan@fgke-law.com**

April 19, 2004

**VIA FACSIMILE AND
CERTIFIED U.S. MAIL,
RETURN RECEIPT REQUESTED**

**Mr. George H. Person
National Highway Traffic Safety Administration
Recall Management Division
400 7th Street, S.W.
Washington, DC 20590**

**Re: Four Winds International Corporation
Recall No.: 04V-127**

Dear Mr. Person:

As a follow-up to the Defect and Non-Compliance Report dated March 15, 2004, Four Winds International Corporation ("Four Winds") has determined through its continuing investigation that two additional 2004 models of its Class A motorhomes contain the defect that resulted in the initiation of the above-referenced recall campaign. These two motorhome models are the Hurricane 29D and the Hurricane 30Q models. As a result, Four Winds has determined that an additional 316 Hurricane motorhomes are subject to this recall campaign, which includes 13 motorhomes that were sold in Canada. As with the original motorhomes subject to this recall campaign, these 316 motorhomes were manufactured during the period between May, 2003 and March, 2004.

The owner notification letter attached as Exhibit "A" to the original Defect and Non-Compliance Report will be sent to the registered owners of the 316 additional motorhomes subject to this recall campaign within the next ten (10) days.

These additional 316 motorhomes have been added to the recall campaign because Four Winds recently determined that both the Hurricane 29D and the Hurricane 30Q models also contain the three-point shoulder harness seat belt that is the subject of this recall campaign. The description of defect for these motorhomes is identical to the description of defect for the original motorhomes subject to this recall campaign. However, Four Winds has determined that the procedure to correct

APR 20 2004
10 10 AM
FBI - CLEVELAND

Mr. George H. Person


April 19, 2004

Page 2

the improper installation of the seat pedestal brace on the Hurricane 29D and 30Q models must be modified. Accordingly, Four Winds has prepared an updated notification to all of its authorized dealers advising of the addition of the Hurricane 29D and 30Q models to the recall campaign, along with an updated repair procedure to be used by the dealers to correct the defect on these two particular models. A copy of this updated dealer notification letter and the modified repair procedure are attached hereto as Exhibit "A." The updated dealer notification letter and the modified repair procedure will be sent to all authorized Four Winds dealers within the next ten (10) days.

If you have any questions regarding the expanded scope of the recall campaign or the modified repair procedure, please feel free to contact me.

Very truly yours,



Daniel A. Bensman

dja

Enclosure

cc: Four Winds International Corporation

G:\Thor\FWN\NHTSA Rec\Person-NHTSA-04V-127-addtl models

Four Winds INTERNATIONAL

Visit our website at www.fourwinds-ry.com

701 C.R. 15, P.O. Box 1486 ● Elkhart, IN 46515-1486 ● Phone (574) 266-1111 ● Fax (574) 293-6268

April 26, 2004

To: All Four Winds International Dealers

Regarding: Recall 04V-127 – Amended Scope of Affected Units/Instructions

Dear Four Winds International Dealer:

It has recently come to our attention that additional units are involved in the recall on the seat pedestal base. At the time of the initial notification, Hurricane models 29D and 30Q, non-basement units, equipped with the 3-point seatbelt harness were not affected by this recall. We have since learned that the above-mentioned models are indeed affected and will need to have this recall performed.

We have enclosed a new set of instructions that informs you how to correct the 29D and 30Q Hurricane. We have also provided a range of Four Winds serial numbers for your convenience and they are located on page 1 of your new instruction manual. Please discard all previous instructions and utilize those that are enclosed in this packet. Should you have any questions please feel free to contact our Customer Service Department at 574-266-1111. We apologize for any inconvenience that this may have caused.

Sincerely,



Tony Piwoszkin
Director of Customer Service
Four Winds International

The following procedures will only pertain to the following unit serial numbers:

- Hurricane: HAA012158 through HAA013497
- Infinity: IAA012483 through IAA013494
- Windsport: WAA012420 through WAA013498

Seat Pedestal Brace:

The seat pedestal braces are located behind the front tires within the wheel wells and anchor the seat pedestals to the chassis frame.

Seat Pedestal Brace Adjustment Procedure:

Identify the brace, and inspect, insuring that there are 4 (four) 1/4 X 1 - Flange Head Tec Screws securing the brace to the motor home chassis frame. If there are less than 4 (four) screws, proceed to secure the brace using 1/4 X 1 Flange Head Tec Screws (refer to diagram 1-1). If upon inspection a seat pedestal brace is not present refer to diagram 1-2 of this installation guide.

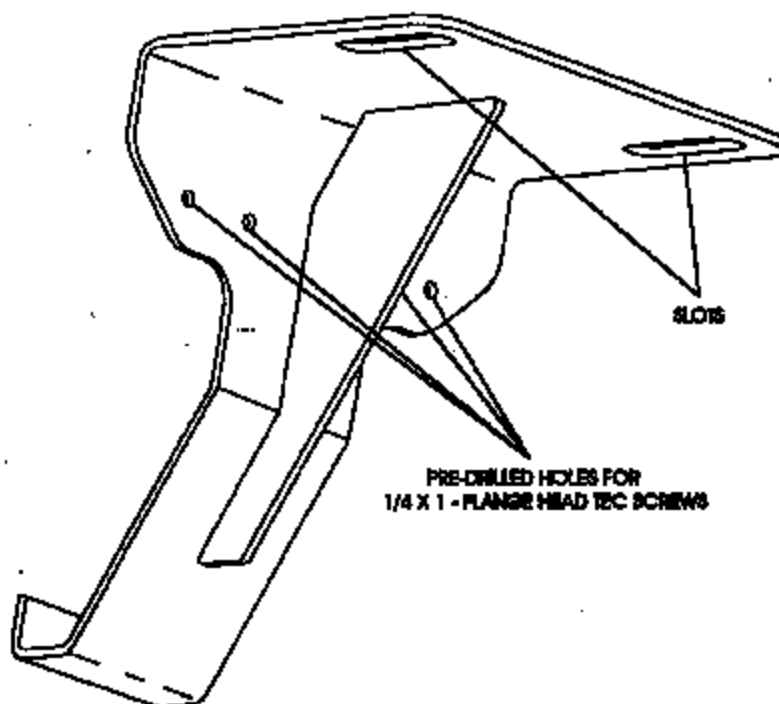


DIAGRAM 1-1

Seat Pedestal Brace Installation Procedure:

To identify those units which will need inspection refer to page 1.

Upon inspection, if a seat pedestal brace is not present and the vehicle is equipped with a 3-point harness, installation of the brace is required immediately.

To proceed with installation, remove the seat pedestal's front $\frac{1}{2}$ -13 Hex Nuts from the $\frac{1}{2}$ -13 Hex Cap Screws, as well as the $\frac{1}{4}$ Lock Washers and the $\frac{1}{2}$ Flat Washers, which secure the seat pedestal to the doghouse frame.

Place the brace slots over the Hex Cap Screws. Replace the Flat Washer, followed by the Lock Washer and then the Hex Nut. Hand tighten the Hex Nut. Insure the back of the brace is flush with the front truss of the chassis frame.

Using the $\frac{1}{4}$ X 1 Flange Head Tec Screws, fasten the brace to the front truss (refer to diagram 1-1).

Torque the hex screw and nut to 85 lb.ft. Repeat procedure for the opposite seat pedestal.

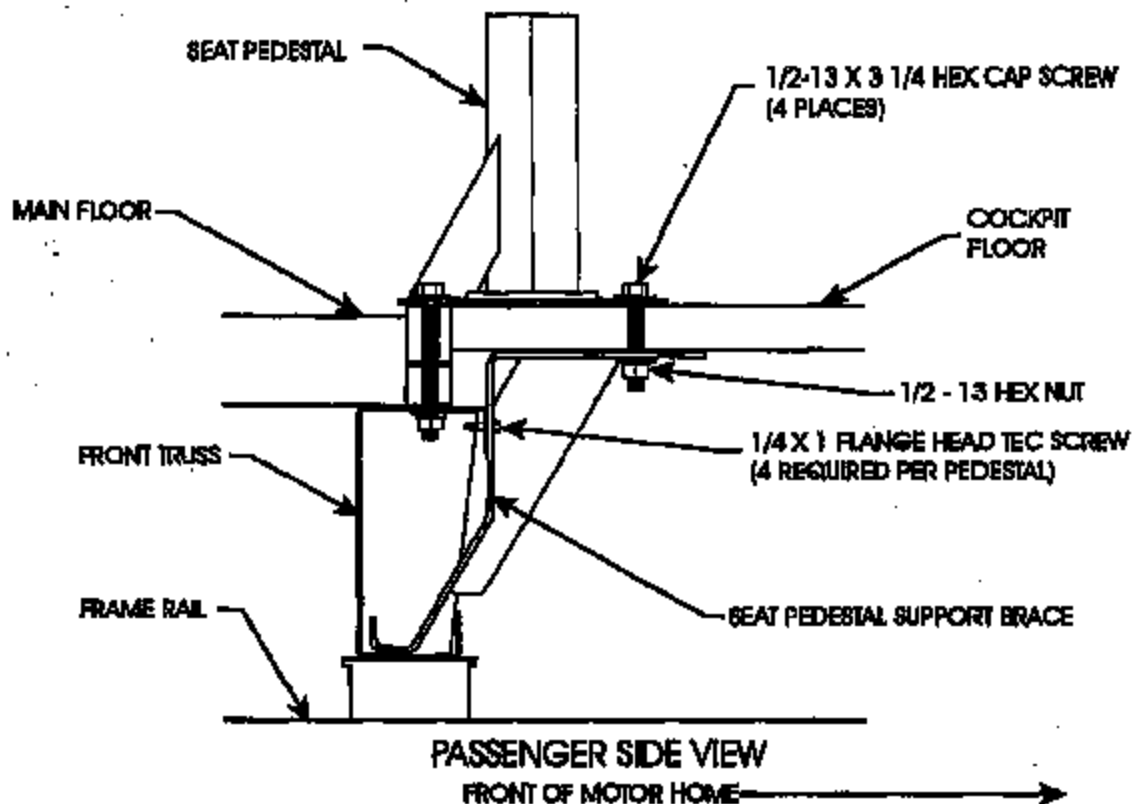


DIAGRAM 1-2

Seat Pedestal Brace Installation Procedure 34W Workhorse Chassis:

To identify those units which will need inspection refer to page 1.

Upon inspection, if a seat pedestal brace is not present and the vehicle is equipped with a 3-point harness, installation of the brace is required immediately.

To proceed with installation, remove the seat pedestal's front $\frac{1}{2}$ -13 Hex Nuts from the $\frac{1}{2}$ -13 Hex Cap Screws, as well as the $\frac{1}{2}$ Lock Washers and the $\frac{1}{2}$ Flat Washers, which secure the seat pedestal to the doghouse frame.

Locate and identify the chassis Front Truss. To allow proper installation of the Seat Pedestal Brace a section of the Front Truss will need to be cut-out by the use of a plasma cutter (refer to diagram 1-3 for proper cut-out location).

Place the brace slots over the Hex Cap Screws. Replace the Flat Washer, followed by the Lock Washer and then the Hex Nut. Hand tighten the Hex Nut. Insure the back of the brace is flush with the front truss of the chassis frame.

Using the $\frac{1}{4}$ X 1 Flange Head Tec Screws, fasten the brace to the front truss (refer to diagram 1-1).

Torque the hex screw and nut to 65 lb.ft. Repeat procedure for the opposite seat pedestal.

Four Winds International has assigned a flat rate code of 1804-02 and a failure code of 030. Designated labor time for installation on a 34W model built on the Workhorse chassis is one hour per pedestal.

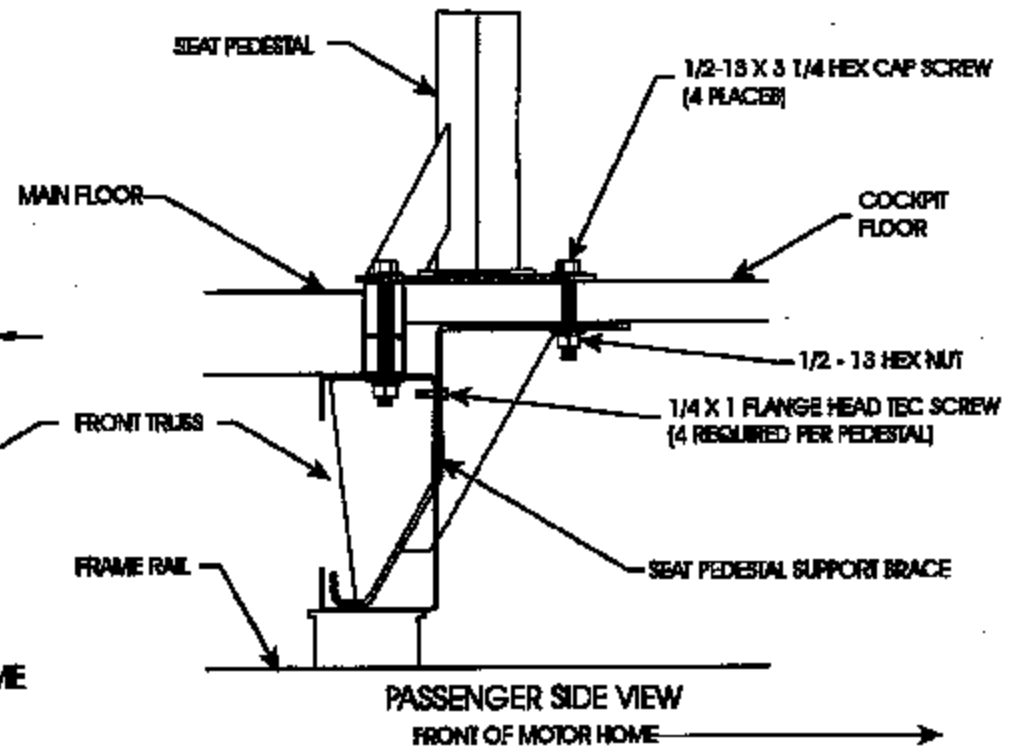
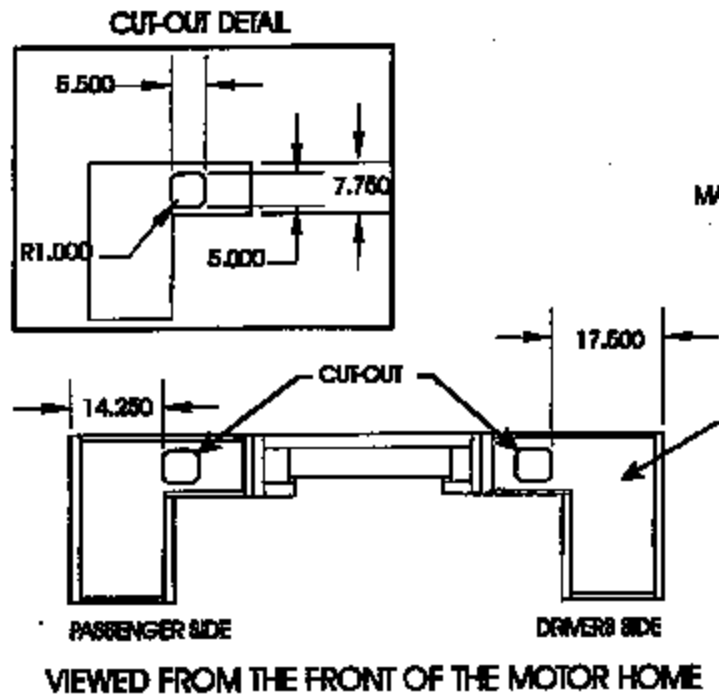


DIAGRAM 1-3

Seat Pedestal Brace Installation Procedure Hurricane 29D & 30Q:

To identify those units which will need inspection refer to page 1.

Upon inspection, if a seat pedestal brace is not present and the vehicle is equipped with a 3-point harness, installation of the brace is required immediately (refer to diagram 1-5).

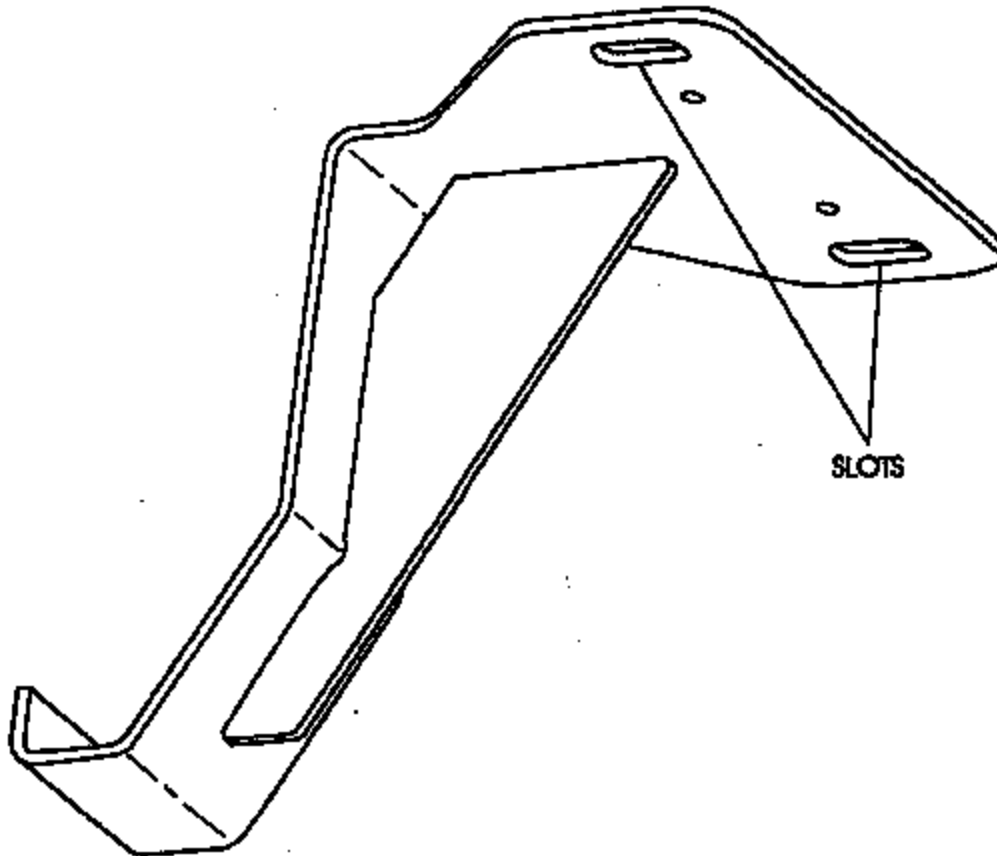


DIAGRAM 1-4

To proceed with installation, remove the seat pedestal's front $\frac{1}{2}$ -13 Hex Nuts from the $\frac{1}{2}$ -13 Hex Cap Screws, as well as the $\frac{1}{2}$ Lock Washers and the $\frac{1}{2}$ Flat Washers, which secure the seat pedestal to the doghouse frame.

Place the brace slots over the Hex Cap Screws (refer to diagram 1-4). Replace the Flat Washer, followed by the Lock Washer and then the Hex Nut. Hand tighten the Hex Nut. Ensure the brace is positioned as far towards the rear of the motor home as the slots will allow.

Torque the hex screw and nut to 65 lb.ft. Repeat procedure for the opposite seat pedestal.

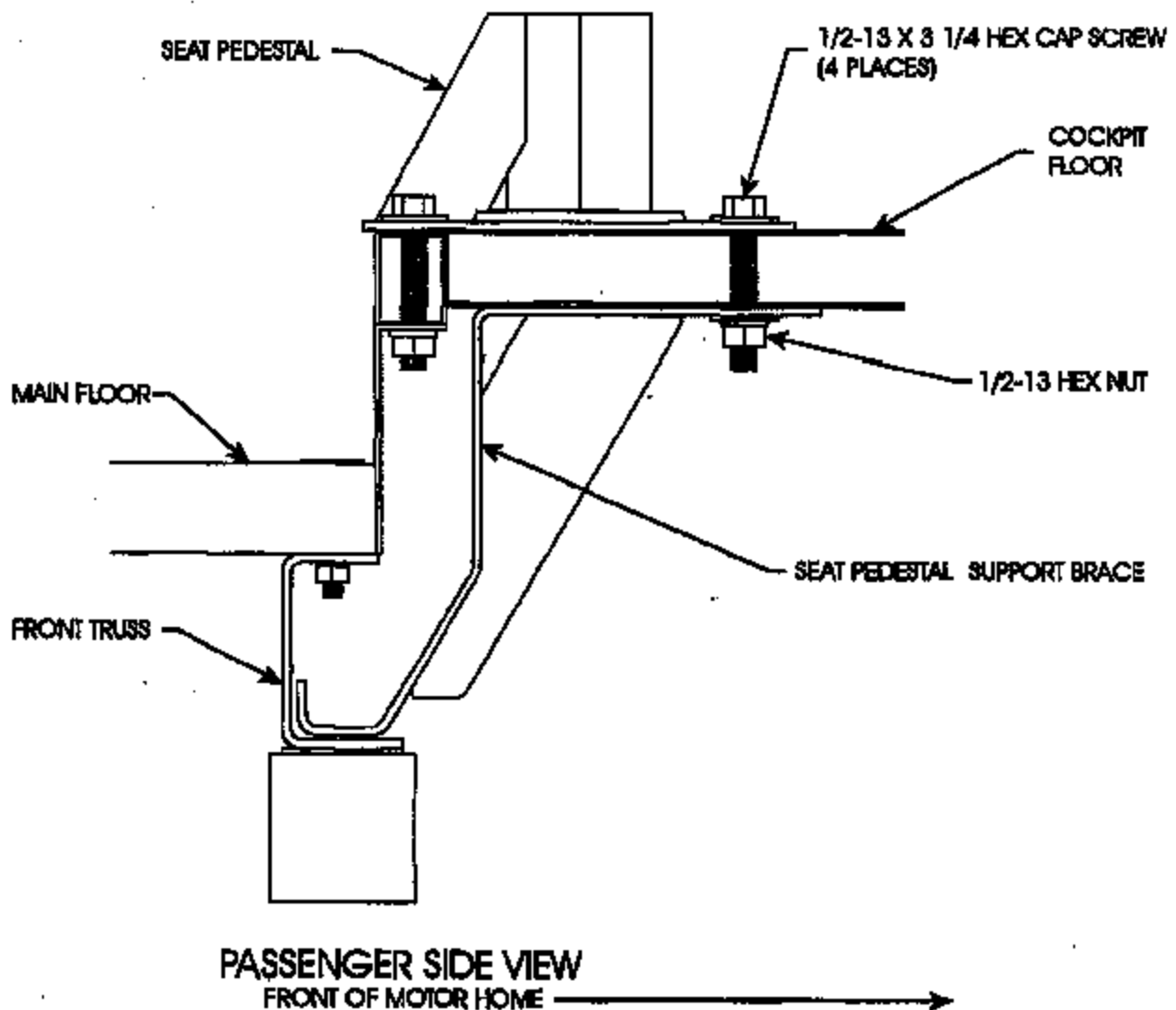


DIAGRAM 1-5