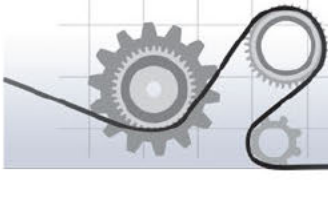


INFORMATION REDACTED PURSUANT TO THE FREEDOM OF INFORMATION ACT (FOIA), 5 U.S.C. 552(B)(6)

WI
TECH 2.0

CONFIGURATION REPORT

Vehicle 2021 CHRYSLER PACIFICA (PHEV) 3.6L V6 HYBRID ENGINE
VIN [REDACTED]

Odometer 34824.3 miles
Publication Date Jan 26, 2024, 12:22:46 PM

ECU SUMMARY INFO

ECU	NAME	BUS TYPE	FLASH PART #	CURRENT VIN	ORIGINAL VIN	PART #
PCM	Powertrain Control Module	CAN-C	68499122AF	[REDACTED]	[REDACTED]	68499122AF
PLGM	Power Liftgate	CAN I	68466171AI	[REDACTED]	[REDACTED]	68466171AI
ICS	Integrated Center Stack	CAN-I	7AS341X8AA	[REDACTED]	[REDACTED]	7AS341X8AA
RFH	Radio Frequency Hub	CAN C	68500152AA	[REDACTED]	[REDACTED]	68500152AA
ESM	Electronic Shifter	CAN-C	68240089AM	[REDACTED]	[REDACTED]	68240089AM
ORC	Occupant Restraint	CAN-C	68480710AC	[REDACTED]	[REDACTED]	68480710AC
EPS	Electric Power Steering	CAN C	68460392AA	[REDACTED]	[REDACTED]	68460392AA
HVAC	Heat, Ventilation and A/C	CAN-I	68493454AE	[REDACTED]	[REDACTED]	68493454AE
DDM	Driver Door Module	CAN I	68496461AB	[REDACTED]	[REDACTED]	68496461AB
PDM	Passenger Door Module	CAN-I	68496460AB	[REDACTED]	[REDACTED]	68496460AB
DMRL	Door Module Rear Left	CAN-I	68508894AB	[REDACTED]	[REDACTED]	68508894AB
DMRR	Door Module Rear Right	CAN I	68508894AB	[REDACTED]	[REDACTED]	68508894AB
PSDML	Power Sliding Doors (Left)	CAN-I	68369596AD	[REDACTED]	[REDACTED]	68369596AD
PSDMR	Power Sliding Doors (Right)	CAN I	68369596AD	[REDACTED]	[REDACTED]	68369596AD
MSM	Memory Seat Module	CAN-I	68321862AC	[REDACTED]	[REDACTED]	68321862AC
CSWM	Comfort Seat Wheel Module	CAN-I	68517013AB	[REDACTED]	[REDACTED]	68517013AB
AMP	Amplifier	CAN I	68448067AA	[REDACTED]	[REDACTED]	68448067AA
IPC	Instrument Panel Cluster	CAN-C	68434960AE	[REDACTED]	[REDACTED]	68434960AE
PTS	Parktronic	CAN C	68485862AA	[REDACTED]	[REDACTED]	68485862AA
SCCM	Steering Column Control Module	CAN-C	68360889AD	[REDACTED]	[REDACTED]	68360889AD

BCM	Body Controller	CAN C	68491085AG		68491085AG
ACC	Adaptive Cruise Control	CAN-C	68540436AA		68540436AA
RADIO	Radio	CAN I	68465292AF		68465292AF
OCM	Occupant Classification	CAN-C	68403127AA		68403127AA
HVACR	Heat, Ventilation and A/C Rear	CAN I	68373079AB		68373079AB
LBSS	Left Blind Spot Sensor	CAN I	04672786AB		04672786AB
RBSS	Right Blind Spot Sensor	CAN-I	04672786AC		04672786AC
FFCM	Forward Facing Camera Module	CAN C	68493395AA		68493395AA
EDM	External Disc Module	CAN-I	68499745AA		68499745AA
APM	Accessory Power Module	CAN C	05185046AB		05185046AB
BPCM	Battery Pack Control Module	CAN-C	05193183AE		05193183AE
HCP	Hybrid Control Processor	CAN-C	05185116AK		05185116AK
OBCM	On Board Charging Module	CAN C	05185047AE		05185047AE
MSMP	Memory Seat Module - Passenger	CAN-I	68321862AC		68321862AC
DSM	Display Screen Module	CAN I	68437339AD		68437339AD
VRM	Video Routing Module	CAN-I	68493702AA		68493702AA
RCCC	Rear Cabin Comfort Controls	CAN-I	6WL30DX9AA		6WL30DX9AA
CVPM	Central vision processing module	CAN I	56029920AB		56029920AB
EAC	Electric A/C Compressor	CAN-C	68237995AG		68237995AG
AHCP	Auxiliary Hybrid Control Processor	CAN C	05185117AK		05185117AK
EBBM	Electronic Brake Booster Module	CAN-C	68461813AB		68461813AB
ABS0	Anti Lock Brakes OBD	CAN-C	68471122AD		68471122AD
SGW	Security Gateway Module	CAN C	68488429AB		68488429AB
TBM2	Telematic Box Module 2	CAN-C	68444865AJ		68444865AJ

ECU SUMMARY INFO (CONT...)

ECU	COUNTRY CODE	HARDWARE VERSION	SOFTWARE VERSION	IDENT	SERIAL NUMBER	CVNS
-----	--------------	------------------	------------------	-------	---------------	------

PCM	USA	1B 47	75 02 00	4422	7DC2E312
PLGM	USA	0	5084	000200000031	
ICS	USA	0F 0C 00	13 31 01	4700	
RFH	USA / USA	10 17 00	13 26 00	4A00	
ESM	USA / USA	0F 24 00	12 28 FF	4402	
ORC	USA / USA	12 1A 00	13 2E 00	4301	
EPS	USA / USA	12 2A 00	12 1E 01	4502	
HVAC	USA	0E 09 00	14 2F 01	4401	
DDM	USA	11 07 00	14 07 00	4202	
PDM	USA	11 07 00	14 07 00	4202	
DMRL	USA / USA	10 0B 00	14 08 00	4201	
DMRR	USA / USA	10 0B 00	14 08 00	4201	
PSDML	USA / USA	10 17 00	14 10 12	4001	
PSDMR	USA / USA	10 17 00	14 10 12	4001	
MSM	USA	0F 2B 00	10 27 03	4101	
CSWM	USA	11 2A 00	14 25 00	4302	
AMP	USA	0F 06 01	12 2E 01	4021	
IPC	USA / USA	12 06 00	14 2B 00	4705	
PTS	USA	0E 32 00	14 07 00	4311	
SCCM	USA	13 28 00	13 29 00	4301	
BCM	USA	0D 11 00	14 26 90	4420	
ACC	USA / USA	14 12 01	14 26 01	4400	
RADIO		65	6040	000200000008	
OCM	USA / USA	11 1F 01	0E 2F 02	4030	
HVACR	USA	0E 09 00	10 03 02	4301	
LBSS	USA / USA	11 30 02	12 0D 00	4202	
RBSS	USA / USA	11 30 02	15 08 00	4202	
FFCM	USA / USA	11 06 00	13 1E 00	4102	
EDM	USA	12 0A 00	11 08 00	4000	
APM	USA / USA	11 32 00	11 32 00	4001	
BPCM		0E 03 00	14 2C 00	4005	79855957
HCP	USA	11 1F 04	0F 2D 00	4006	7F381A76 E311BD90 050DC953
OBCM	USA	0F 0D 00	12 02 00	4002	
MSMP	USA	0F 2B 00	10 27 03	4001	
DSM	USA / USA	14 0C 00	14 28 00	4300	
VRM	USA / USA	0F 1C 00	14 1E 14	4001	
RCCC	USA	0F 1D 00	13 04 00	4000	
CVPM	USA / USA	11 27 01	14 0C 01	4004	
EAC	USA	0E 34 00	12 0F 00	4102	
AHCP	USA	11 1F 04	0F 2D 00	4000	
EBBM	USA	0E 19 02	14 0D 18	4000	E5898FA5

ABSO	USA	0E 15 02	14 1B 26	4201		F158D1B
SGW		5	969	4103		
TBM2	USA	13 0E 02	15 0E 60	4104		

CONFIGURATION

PCM CONFIGURATION

NAME	VALUE	UNITS
AC Equipped	False	
AC Equipped Over Bus	False	
Power Steering Switch Equipped	False	
4 Button Integrated Cruise Control	False	
EMAT (Getrag DCT transmission) Equipped	False	
Vehicle Speed Sensor #1 Calculated from CAN	False	
Police Package Equipped	False	
Unleaded Gasoline Fuel	True	
Unleaded diesel fuel	False	
6.4 Liter V8 Engine	False	
4 Speed Automatic Transmission Equipped	False	
Electronic Automatic Transmission (EATX) Equipped	False	
Vehicle Speed Sensor #1 Calculated by ECU	False	
4.7 Liter V8 Engine	False	
5.7 Liter V8 Engine	False	
6.1 Liter V8 Engine	False	
Sensorless FFV Enabled	False	
Electronic Throttle Control Equipped	True	
3.6 Liter V6 Engine	True	
4.0 Liter I6 Engine	False	
3.8 Liter V6 Engine	False	
3.7 Liter V6 Engine	False	
3.5 Liter V6 Engine	False	
3.3 Liter V6 Engine	False	
3.2 Liter V6 Engine	False	
2.7 Liter V6 Engine	False	
MTV Solenoid Equipped	False	
MDS Equipped	False	
Turbocharger Equipped	False	
SRV Equipped	False	
Secondary Air Equipped	False	
Shift Indicator Lamp Equipped	False	
Barometric Sensor Equipped	False	
TIP Equipped	False	
Battery Temp Sensor Equipped	False	

Knock Sensor 1 Equipped	True	
Knock Sensor 2 Equipped	True	
WI4 Variable Valve Timing Equipped	True	
Clutch Interlock Switch Equipped	False	
ESIM Equipped	False	
Linear Purge Equipped	False	
Linear EGR Equipped	False	
Continuous Variable Transmission Equipped	False	
Direct Injection Equipped	False	
Secondary Fuel Pump Equipped	False	
Electronic Coolant Pump Equipped	False	
O2 Sensor Bank 1 Sensor 1 Equipped	True	
O2 Sensor Bank 1 Sensor 2 Equipped	True	
O2 Sensor Bank 1 Sensor 3 Equipped	False	
O2 Sensor Bank 2 Sensor 1 Equipped	True	
O2 Sensor Bank 2 Sensor 2 Equipped	True	
Variable Displacement AC Equipped	False	
Fixed displacement AC Equipped	True	
WI4 Intake Flow Control Valve Equipped	False	
Electric Coolant Valve Equipped	False	
Engine Oil Heater Cooler Equipped	True	
Transmission Oil Heater Equipped	False	
Electric Water Pump Equipped	False	
Rear Heater Equipped	False	
Starter Relay 2 Equipped	False	
Inrush Current Reduction Relay Equipped	False	
Active Grille Shutter Equipped	True	
Electronic Vacuum Pump Equipped	False	
Wide Range O2 Sensor 1/1 Equipped	False	
Wide Range O2 Sensor 2/1 Equipped	False	
MultiAir Equipped	False	
Engine Stop Start Equipped	False	
Viscosity Sensor Equipped	False	
Duty Cycle Purge Valve Equipped	True	
Electric Thermostat Heater Equipped	False	
Exhaust Cam 1 Equipped	True	
Intake Cam 1 Equipped	True	
1.8 Liter WI4 engine	False	
2.0 Liter WI4 engine	False	
2.4 Liter WI4 engine	False	
3.0 Liter V6 Engine	False	
Tumble Generator Valve Equipped	False	

Hybrid Electric Vehicle Equipped	True	
Auxiliary Heater Electric Water Pump Equipped	False	
Dual Speed Fuel Pump Equipped	False	
Exhaust Cam 2 Equipped	True	
Intake Cam 2 Equipped	True	
1 Speed Fan Mechanical Relay System Equipped	False	
2 Speed Fan Mechanical Relay System Equipped	False	
2 Speed Fan PWM Relay System Equipped	False	
Linear PWM Fan Relay System Equipped	False	
PWM Fan Motor System Equipped	True	
3 Speed Fan Mechanical Relay System Equipped	False	
Fan Wake Up Relay System Equipped	False	
2 Speed Fan 3 Driver 3 Relay System Equipped	False	
40TE / 41TE / 41TEA	False	
42RLE	False	
45RFE / 545RFE / 65RFE	False	
62TE	False	
66RFE / 68RFE	False	
VLP Is Learnable Indicator	False	
VLP Equipped Indicator	False	
VFS Actuators Available Indicator	False	
ERS Equipped Indicator	False	
Engine Software In Package	True	
Transmission Software Included	False	
ICC Cruise Equipped	False	
ETC Cruise equipped	False	
Adaptive Cruise Control Equipped	True	
A/C Equipped	True	
Adaptive Cruise Control Hardware Equipped	False	
DUAL ALTERNATOR GEN1 LEARNEDCOPY	False	
TOOLCONFIG_OIL_PRESS_ABS_EQUIPPED	True	
GPEC2 Equipped	False	
GPEC2A Equipped	True	
GPEC3 Equipped	False	
Cummins Equipped	False	
GPEC4 Equipped	False	
VMM Equipped	False	
Powernet Equipped	True	
CUSW (11-Bit) Equipped	False	
Fiat 940 Compact Equipped	False	
Next Gen Bus Equipped	False	
Constant Heater Temperature Control Valve Equipped	False	

High Side Port Tumble Valve Equipped	False	
CMCV H-Bridge Equipped	False	
Turbine Volute Valve Actuator Equipped	False	
Wastegate H-Bridge Equipped	False	
Active Exhaust Valve Equipped	False	
Active Exhaust Pressure Sensor Equipped	False	
Engine Idle Shutoff Equipped	False	
Aisin 6 Speed RWD Transmission Equipped	False	
Cooled EGR Equipped	False	
Supercharger Equipped	False	
Low Temperature Radiator Coolant Pump Equipped	False	
Mechanical Coolant Pump Heater Equipped	False	
Auxiliary Coolant Pump Heater Equipped	False	
Compressed Natural Gas Equipped	False	
CUSW PROXI Write Programming Support Enabled	False	
Active Engine Mount Equipped	False	
ZF 9-Speed Transmission Equipped	False	
HPT 6 Speed Transmission Equipped	False	
Variable Speed Fuel Pump Equipped	True	
Operator Idle Speed Request Equipped	False	
PTO System Equipped	False	
Air Shutoff Valve Bank 1 Control Solenoid 1 Equipped	False	
Air Shutoff Valve Bank 1 Control Solenoid 2 Equipped	False	
Air Shutoff Valve Bank 2 Control Solenoid 2 Equipped	False	
Dual Stage Oil Pump Equipped	True	
Auxiliary Coolant Pump Equipped	False	
Trans Skip Shift Equipped	False	
Trans Reverse Lockout Equipped	False	
Port Flap Valve Equipped	False	
Brushless PWM Fan Equipped	NOT FAN PWM BOSCH BRUSHLESS CNFG	
6.2 Liter V8 Engine	False	
Primary Lin Alternator Equipped	False	
Coolant On Off Pump Equipped	False	
Oil Pressure Sensor Enabled	True	
Fiat VIN Learning Strategy Equipped	False	
Dual Fuel Tank Equipped	False	
Yaw Rate Sensor ESC Equipped	False	
1.0 Liter I3 Engine	False	
Coolant On-Off Valve Equipped	False	
Buffered Crank Output for ANC (Active Noise Cancellation) Equipped	True	
Buffered Crank Output for PHEV Engine Pulse Calculation Equipped	True	
Throttle Inlet Temp Sensor Equipped	False	

Humidity, Temperature and Pressure Sensor (LIN) Equipped	False	
Dual Fuel Pressure Sensor Equipped	False	
Brake Pedal Sensor Equipped	False	
Dual Fuel Tank Equipped	False	
PTO System Equipped	False	
Low Temp Radiator Coolant Pump Equipped	False	
Engine Idle Shutoff Equipped	False	
A/C Relay Powered from Engine Switched Battery	False	
CNG Large Gas Tank Equipped	False	
Cooled EGR Equipped	False	
Supercharger Equipped	False	
Hybrid MEC Shifter Equipped	False	
Dual Alternator Gen1 Capable	False	
Auxillary Coolant Pump Equipped	False	
ZF 9 Speed Trans Equipped	False	
HPT 6-Speed Trans Equipped	False	
CUSW 4-Button Cruise Equipped	False	
Power Steering Angle Sensor Mandatory	False	
Throttle Inlet Temp Sensor Equipped	False	
LIN Humidity, Temp, and Pressure Sensor Equipped	False	
Dual Fuel Pressure Sensor Equipped	False	
Brake Pedal Sensor Equipped	False	
Clutch Sensor Equipped	False	
SWAP HARDWIRED BRAKE SWITCH INPUTS	False	
Mass Airflow System Equipped	False	
Bi-Directional Crank Sensor Equipped	True	
5 Button Cruise (LIN) Equipped	True	
Operator Idle Speed Request Equipped	False	
INTAKE O2 SENSOR EQUIPPED	False	
Cylinder Pressure Sensor Equipped	False	
Make Up Air Sensor Equipped	False	
Active Exhaust Pressure Sensor Equipped	False	
Secondary Mass Airflow Sensor Equipped	False	
1.0 Liter I3 Engine	False	
2.0 Liter I4 Direct Injection Engine	False	
Variable Valve Lift Equipped	Not Equipped	
Coolant On Off Pump Equipped	Not Equipped	
Primary Lin Alternator Equipped	Not Equipped	
Electronic Parking Brake Equipped	True	
Active Exhaust Valve(s) Equipped	False	
Mechanical Coolant Pump Equipped	False	
Aux Coolant Pump Heater Equipped	False	

Heater Temp Control Valve Equipped	False	
High Side Port Tumble Valve Equipped	False	
Wastegate HBridge Equipped	False	
Remote Start Present	Present	
Engine Oil Pressure Sensor Type	255	None

ICS CONFIGURATION

NAME	VALUE	UNITS
Display Type (Base)	True	
Display Type (Mid)	False	
Display Type (High)	False	

RFH CONFIGURATION

NAME	VALUE	UNITS
PIN Successfully Programmed	Yes	
VIN Successfully Programmed	Yes	
Valid Key In Ignition	Yes	
KeySense Configuration	True	
Keyless Go	True	
Ignition system type connected	KIN system	
TPM Auto Locate Enabled	True	
e-shifter present	True	
Auto Park Present	True	
Secret Codes Programmed	True	
Passive Entry	True	
Premium TPM	True	
Base TPM	False	
RKE	True	
Module Configuration Status	True	
Remote Start Present	True	
Hybrid Type	PHEV	
\$0214 Programmed by	Programmed by Supplier EOL	
Hardware Configuration: Remote Start Antenna	Present	
Hardware Configuration: Front Left Door Handle H/W	Serial AP	
Hardware Configuration: Front Right Door Handle H/W	Serial AP	
Hardware Configuration: Rear Left Door Handle H/W	No AP	
Hardware Configuration: Rear Right Door Handle H/W	No AP	
Hardware Configuration: Trunk Door Handle H/W	Simple Switch AP	
RFHub Locked	RFHUB Locked after IAC write	
Fob Location #1 Successfully Programmed	Yes	
Fob Location #2 Successfully Programmed	Yes	
Fob Location #3 Successfully Programmed	Yes	

Fob Location #4 Successfully Programmed	No	
Fob Location #5 Successfully Programmed	No	
Fob Location #6 Successfully Programmed	No	
Fob Location #7 Successfully Programmed	No	
Fob Location #8 Successfully Programmed	No	
Fob Location #1 Key sense status	Fob is NOT Key Sense	
Fob Location #2 Key sense status	Fob is NOT Key Sense	
Fob Location #3 Key sense status	Fob is Key Sense	
Fob Location #4 Key sense status	Fob is NOT Key Sense	
Fob Location #5 Key sense status	Fob is NOT Key Sense	
Fob Location #6 Key sense status	Fob is NOT Key Sense	
Fob Location #7 Key sense status	Fob is NOT Key Sense	
Fob Location #8 Key sense status	Fob is NOT Key Sense	
Back Up Vehicle Config 1	True	
Back Up Vehicle Config 2	True	
Back Up Vehicle Config 3	True	
Back Up Vehicle Config 4	True	
Back Up Vehicle Config 5	True	
Back Up Vehicle Config 6	True	
Back Up Vehicle Config 7	True	
Back Up ECU Configuration 1	True	
Back Up ECU Configuration 2	True	
Back Up ECU Configuration 3	True	
Back Up ECU Configuration 4	True	
Back Up ECU Configuration 5	True	
Back Up ECU Configuration 6	True	
Back Up ECU Configuration 7	True	
Back Up ECU Configuration 8	True	
Back Up ECU Configuration 9	True	
Back Up ECU Configuration 10	True	
Back Up ECU Configuration 11	True	
Back Up ECU Configuration 12	True	
Back Up ECU Configuration 13	True	
Back Up ECU Configuration 14	True	
Back Up ECU Configuration 15	True	
Back Up ECU Configuration 16	True	
Back Up ECU Configuration 17	True	
Back Up Customer Settings Menu 1 (CSM1)	True	
Back Up Customer Settings Menu 2 (CSM2)	True	
Back Up Programmed ECUs: Cabin Network	True	
Back Up Programmed ECUs: P/T Chassis Network	True	
Secret Key Sent to Body Controller Most recent attempt	Yes	

Secret Key Sent to Body Controller Original attempt

Yes

ORC CONFIGURATION

NAME	VALUE	UNITS
Rollover Sensing	Configured	
EPPM	Not Configured	
Occupant Classification (OCM)	Configured	
First Row Driver Seatbelt Buckle Switch	Configured	
First Row Passenger Seatbelt Buckle Switch	Configured	
Second Row Left seat belt Switch	Not Configured	
Second Row Center seat belt Switch	Not Configured	
Second Row Right seat belt Switch	Not Configured	
Driver Seat Track Position Sensor	Configured	
Passenger Seat Track Position Sensor	Configured	
Passenger Occupant Detection Sensor	Not Configured	
Passenger Airbag Disable Switch	Not Configured	
Passenger Airbag Disable Indicator	Not Configured	
Driver Frontal Squib 1	Configured	
Driver Frontal Squib 2	Configured	
Driver Frontal Squib 3	Configured	
Passenger Frontal Squib 1	Configured	
Passenger Frontal Squib 2	Configured	
Passenger Frontal Squib 3	Configured	
Driver Knee Bolster Squib	Configured	
Passenger Knee Bolster Squib	Configured	
Driver Seatbelt Retractor Pretensioner	Configured	
Passenger Seatbelt Retractor Pretensioner	Configured	
Driver Seatbelt Load Limiter	Configured	
Passenger Seatbelt Load Limiter	Configured	
Driver Seatbelt Anchor Pretensioner	Configured	
Passenger Seatbelt Anchor Pretensioner	Configured	
Driver Seatbelt Buckle Pretensioner	Not Configured	
Passenger Seatbelt Buckle Pretensioner	Not Configured	
Left Curtain Squib 1	Configured	
Right Curtain Squib 1	Configured	
Left Side Seat Squib 1	Configured	
Right Side Seat Squib 1	Configured	
Second Row Left Seat Side Airbag	Not Configured	
Second Row Right Seat Side Airbag	Not Configured	
Driver Frontal Squib 4	Not Configured	
Passenger Frontal Squib 4	Not Configured	
Left Up-Front Acceleration Sensor	Configured	

Right Up Front Acceleration Sensor	Configured	
Right B-Pillar Impact Acceleration Sensor	Configured	
Left B Pillar Impact Acceleration Sensor	Configured	
Left C-Pillar Impact Acceleration Sensor	Configured	
Right C Pillar Impact Acceleration Sensor	Configured	
Right D Pillar Impact Acceleration Sensor	Configured	
Left D-Pillar Impact Acceleration Sensor	Configured	
Left Side Door Pressure Sensor	Configured	
Right Side Door Pressure Sensor	Configured	
Configuration Column Identifier	A3	

EPS CONFIGURATION

NAME	VALUE	UNITS
Stop/Start Feature Active	False	
Lane Feedback Feature Active	True	
Parallel Park Assist Feature Active	True	
Dynamic Steering Torque Feature Active	True	

HVAC CONFIGURATION

NAME	VALUE	UNITS
DualZone ATC Control (Factory) (BB)	True	
DualZone ATC Control (BB)	True	
Dual Zone MTC Control (BB)	False	
Single Zone MTC Control (BB)	False	
MTC With EBL (3Knob)	False	
MTC Without EBL (3Knob)	False	
MTC heater only (3Knob)	False	
HVAC Configuration	Dual Zone ATC + Rear	

PDM CONFIGURATION

NAME	VALUE	UNITS
Frameless Window	False	

PSDML CONFIGURATION

NAME	VALUE	UNITS
VSIM Status	False	

PSDMR CONFIGURATION

NAME	VALUE	UNITS
UPFM Status (Present True, Absent False)	False	

MSM CONFIGURATION

NAME	VALUE	UNITS
Adjustable Pedals	False	
Telescope/Tilt	False	

CSWM CONFIGURATION

NAME	VALUE	UNITS
Heated Steering Wheel	True	
Vehicle Line D Series	False	
Vehicle Line R-Series	True	
Vehicle Line W Series	False	
Vehicle Line J Series	False	
Vehicle Line L-Series	False	
Vehicle Line M Series	False	
Vehicle Line P-Series	False	
Vehicle Line U Series	False	
EC Seat A	Programmed	
EC - Seat B	Programmed	

AMP CONFIGURATION

NAME	VALUE	UNITS
Premuim - 1 (8 channel)	False	
Premuim 2 (12 Channel)	False	
Premium - 3	True	
Non ANC	False	
Teen Key Present	False	
Left/Right Hand Drive	Left Hand Drive	
Door Module Left Front	Present	
Door Module - Left Rear	Present	
Door Module Right Front	Present	
Door Module - Right Rear	Present	
Cabin Equalization Curve Number	53	
Sub EQ Set Selected	Sub EQ#7 Selected	
Current EQ Checksum	6E C0 48 5A	
Surround Sound Activated	Not Set	

IPC CONFIGURATION

NAME	VALUE	UNITS
PHEV	True	
Rear Fog Lamp	False	

PTS CONFIGURATION

NAME	VALUE	UNITS

Front License Plate Configuration	Front Plate Config	USA
Rear System with 6 Front Sensors	True	
Front System with 6 Rear Sensors	True	

SCCM CONFIGURATION

NAME	VALUE	UNITS
Rear Wiper	True	
Tilt Telescope	False	
Paddle Shifter	False	
Cruise Control / ACC	True	

BCM CONFIGURATION

NAME	VALUE	UNITS
BCM (Interior Bus)	Set	
HSM	Set	
DDM	Set	
PDM	Set	
DMRL	Set	
DMRR	Set	
HVAC	Set	
MSM	Set	
PLGM	Set	
VTM	Not Set	
PSDML	Set	
PSDMR	Set	
FSM	Not Set	
Radio	Set	
DTV	Not Set	
ITM	Not Set	
AMP	Set	
EDM	Set	
ICS	Set	
HVACR	Set	
CVPM	Set	
EOMR	Set	
MSMP	Set	
VRM	Set	
DSM	Set	
EAM	Set	
ANC	Not Set	
AHLM	Not Set	
BCM (PT)	Set	

PCM	Set	
EPS	Set	
ESM	Set	
ABS	Not Set	
RFH	Set	
IPC	Set	
ACC	Set	
ORC	Set	
PTS	Set	
SCCM	Set	
TCM	Not Set	
OCM	Set	
FFCM	Set	
ABSO	Set	
ESL	Not Set	
HCP	Set	
EBCM	Set	
ORC	Set	
ESM	Set	
ESC	Set	
ECM	Set	
HCP	Set	
OBCM	Set	
AHCP	Set	
EAC	Set	
BPCM	Set	
APM	Set	
Number of Reprogramming Attempts Counter #0	1	
Vehicle Configuration Programmed Status	True	
Last Programmed Status	Service	
Last Configuration Odometer	1710	miles
Vehicle Configuration Auto Write Counter	1	
Vehicle Configuration 1 Write Counter	3	
Vehicle Configuration 2 - Write Counter	3	
Vehicle Configuration 3 Write Counter	3	
Vehicle Configuration 4 - Write Counter	3	
Vehicle Configuration 5 Write Counter	3	
Vehicle Configuration 6 Write Counter	3	
Programmed ECUs: Cabin Network	3	
Programmed ECUs: P/T Chassis Network	3	
Programmed Network Configuration - Audio / Telematics Network	0	
Programmed ECUs: Hybrid LAN Network	0	

ECU Configuration 1 (CBC Configurable Inputs and Outputs)	3	
ECU Configuration 2 (CBC Features)	3	
ECU Configuration 3	3	
ECU Configuration 4	3	
ECU Configuration 5 (Wireless)	3	
ECU Configuration 5 (Doors)	3	
ECU Configuration 5 (Memory)	3	
ECU Configuration 6 (Brake)	3	
ECU Configuration 6 (Suspension)	3	
ECU Configuration 6 (Powertrain)	3	
ECU Configuration 6 (Safety)	3	
ECU Configuration 7 (CBC Exterior Lighting Calibrations)	3	
ECU Configuration 8 (LIN and Miscellaneous)	3	
ECU Configuration 9A	3	
ECU Configuration 9 (ITM)	3	
ECU Configuration 10	3	
ECU Configuration 11	3	
ECU Configuration 12	3	
ECU Configuration 13	3	
ECU Configuration 14	3	
ECU Configuration 15 (CBC Features)	3	
ECU Configuration 15 (Suspension)	3	
Vehicle Configuration 7 Write Counter	3	
Vehicle Config CSM1	3	
Vehicle Config CSM2	3	
Model Year	2021	
Vehicle Line	RU	
Country Code	USA	
Left/Right Hand Drive	Left Hand Drive	
Remote Start Present	Set	
Drive Configuration	2WD Front	
Emode Present	Not Set	
Auto Highbeam	Set	
Body Style	Station Wagon	
Maximum Vehicle Speed	0	MPH
Shifter Type	5 Position Rotary Eshifter PRNDL / Type RS5L	
Performance Pages Present	Not Present	
Special Packages	74	
PTS Configuration	Semi Automatic / Semi Automatic	
Hill Descent Feature Present	Not Set	
Select Speed Control Feature Present	Not Set	
Power Inverter Type	No Power Inverter	

Thatcham Present	Not Set	
Rain Sensor Present	Set	
SKIM System Present	Not Set	
Air Conditioning Present	Not Set	
Cruise Feature is Present	Not Set	
Flipper Glass Present	Not Set	
Full Size Spare	Not Set	
Off Road Capable	Not Set	
Special Packages IC	Pacifica	
Max Load Inflation Pressure Rear Tire	36.0	PSI
Max Load Inflation Pressure Front Tire	36.0	PSI
Police Lighting Feature	Not Set	
Power Right Sliding Door Present	Set	
Power Left Sliding Door Present	Set	
RKE System Present	Set	
T-Case Type	Not Present / Not Present	
Wheel Base	Wheel base not programmed / WB_NP	
FOBIK Safe Enable	Set	
ELV Present	Not Set	
Fuel Capacity	17	gallons
Window Express Feature Configuration	All windows express feature	
Adjustable Pedal Feature Present (non-Memory)	Not Set	
Auto Headlamp Feature Present	Set	
Door Alert Feature Present	Not Set	
Two Fuel Sending Units Present	Not Set	
Vehicle is an SRT	Not Set	
Disable Display of Radio Clock	Not Set	
Chassis Type	Type 8	
Display Outside Temperature Present	Set	
HVAC Configuration	Dual Zone ATC + Rear	
Vehicle Brand	Chrysler	
Display Compass Heading Present	Set	
ESCL system present	Not Set	
High Intensity Discharge Head Lamps	Set	
Secondary Lock Present	Not Set	
Liftgate/Trunk Type	Power Liftgate	
Collision Mitigation System present	Set	
Forward Collision Warning present	Set	
Base TPM system present	Not Set	
Premium TPM system present	Set	
Paddle Shift Feature Present	Not Set	
Sport Mode Present	Not Set	

Auto Park Present	Set	
Passive Entry Present	Set	
Keyless Go Present	Set	
Transfer Case High Ratio	1.000	No Unit
Axle Ratio	3.251	
Transfer Case Low Range Reduction Ratio	0.000	
Dynamic Tire Circumference (All or Rear)	89	inch
Analog Door Sensor Configuration	Driver Door Only Analog Sensor	
Air Quality System Present	Not Set	
Steering Ratio at Negative Angle 1	0.0	No Unit
Connector G Pin 9: Ambient Light Dimmer Wheel Input Present	Set	
Connector A Pin 3/Connector D Pin 2: Low Beam Output Present	Set	
Connector E Pin 29: Rear Wiper Motor Park Signal Present	Set	
Connector F Pin 9: Analog Door Ajar Signal Front Driver Present	Set	
Connector F Pin 23: Door Lock Switch Signal Front Passenger Present	Set	
Connector F Pin 29: Horn Switch Present	Set	
Connector A Pin 11: Hood Ajar Switch Input Present	Set	
Connector F Pin 8 : Liftgate Release Outside Handle Switch Present	Not Set	
Connector E Pin 5: PHEV Fuel Door Switch Input	Set	
Connector F Pin 6: Fuel Door Motor Output Signal Present	Set	
Connector D Pin 7: Stop/Turn Trailer Tow Right Output Present	Not Set	
Connector D Pin 9: Trailer Tow Backup Output Present	Not Set	
Connector D Pin 10: Trailer Tow Tail Lamp Output Present	Not Set	
Connector D Pin 11: Stop/Turn Trailer Tow Left Output Present	Not Set	
Connector D Pin 12: PHEV ECM Hardwire Wake Up Output Present	Set	
Connector E Pin 34: Vacuum Cleaner Relay Output Present	Not Set	
Connector G Pin 24 (Internally tied to Connector F Pin 7): Ambient Lighting Output	Set	
Connector F Pin 35: Inverter Enable Relay Output Present	Set	
Connector E Pin 39/Connector F Pin 5: Rear Fog Lamps Output Present	Not Set	
Connector E Pin 4/Connector F Pin 32: Rear Park Lamps Output Present	Set	
Connector E Pin 3/Connector F Pin 42: Rear Turn Lamps Output Present	Not Set	
Connector E Pin 48 (Tied internally to Connector A Pin16): Rear Wiper Motor Control Output Present	Set	
Connector E Pin 9: Run ACC Y Relay #2 Output Present	Set	
Connector A Pin 10/Connector D Pin 5: Side Markers Output Present	Set	
Connector E Pin 8: PHEV HCP Hardwire Wakeup	Set	
Connector E Pin 42: Charge Port Lock Output Present	Set	
Connector E Pin 41: Charge Port Unlock Output Present	Set	
Connector F Pin 4: Liftgate Release Present	Not Set	

Connector G Pin 15: UGDO Feed Output Present	Set	
Connector G Pin 22: VTA Warning LED Output Present	Set	
Connector E Pin 11: Vacuum Switch Input	Not Set	
Connectro E Pin 37: Right HID Control Output Present	Not Set	
Connector E Pin 7: Left HID Relay Control Output Present	Not Set	
Connector D Pin 22/ Connector D Pin 23: Ambient Temperature Signal/Return Present	Set	
Tip Start Enabled	Set	
Dual Start Relay System Present	Not Set	
Wiper Service Position Enabled	Not Set	
Fuel Door Release Enabled	Not Present	
Trailer Tow Present	Not Set	
Quad Headlamps Enable	Set	
Horn Chirp Allowed	Set	
Bi Xenon Headlamps Enable	Not Set	
Hazard Lamp Configuration	Latching Switch	
Park Lamp Loadshed Enable	Set	
Front Fog Lamp Dropout Enable	Set	
Combined Rear Lighting Enable	Set	
Side Repeaters Enable	Not Set	
One Touch Lane Change	Set	
Exterior Light Loadshed Enable	Set	
Front Wiper Park Enable	Set	
Rear Wiper Park Enable	Set	
Reversible Washer Pump Enable	Set	
Combined Front Park/Turn Feature Enable	Not Set	
DRL Configuration	No DRL	
DRL Lamp Location	Low Beam DRL	
DRL Dropout Enable	Not Set	
Tunnel Detection	Not Set	
Fuel Door Present	Not Set	
LED Reverse Lamps Present	Not Set	
LED Stop Lamps Present	Not Set	
LED Rear Turn Lamps Present	Not Set	
LED Tail Lamps Present	Set	
LED Rear Fog Lamps Present	Not Set	
LED License Lamps Present	Set	
LED Front Turn Lamps Present	Not Set	
LED Front Fog Lamps Present	Set	
LED Dedicated DRL Present	Not Set	
LED Low Beam Lamps Present	Set	
LED High Beam Lamps Present	Set	

LED Front Park/Marker Lamps Present	Set	
Illuminated approach Enabled	Not Set	
Headlamp Wash Spray Duration (at 100 ms intervals)	1100ms	
Headlamp Wash Interval	wash cycle#11	
Headlamp Wash Shot	double	
Front Wiper Wipes After Wash	2 Wipes	
Headlamp Washer Low Fluid Shut-Off Enable	Set	
Intermittent Wiper States	4 Intermittent Wiper position Switch	
LED CHMSL Lamp Present	Set	
Rear Camera Present	Not Set	
Power Inverter Present	Not Set	
Front Park Assist Present	Set	
Front Heated Seats Present	Set	
Destination	United States of America	
Cabin Equilization Curve Number	RU Premium System Harman 12ch	
Heated Steering Wheel Present	Set	
Surround Sound Feature Present	Set	
Power Door Locks Present	Set	
Antenna Type	Active Primary and no secondary antenna	
Disable CD Eject	Not Set	
Microphone Tuning Parameter	Absent [Not Used]	
Microphone Configuration	2 Microphones	
Microphone Type	Peiker 300 mv	
External Port Type	AUX + USB + extra USB	
Splashscreen Type	Vehicle Brand	
Fleet Vehicle Content	Not Set	
Vehicle Variant	Undefined	
Tip Start Present	Set	
AP5 Trunk Unlock	CAN	
Airport Scenario Trunk	Not Set	
AP5 Trunk Lock	Simple Switch	
AP1 Left Front	Smart Switch	
AP2 Right Front	Smart Switch	
AP3 Left Rear	CAN	
AP4 Right Rear	CAN	
Global Up	Not Set	
Global Down	Not Set	
Sun Shade	Not Set	
Puddle Lamp Present	Not Set	
Rear Door Pre Short Drop	Not Set	
Passenger Window Lockout	Not Set	
Folding mirrors present	Set	

Heated Mirrors Present	Set	
Mirror turn signals present	Set	
Driver Memory Mirrors Present	Set	
Passenger Memory Mirror Present	Set	
Electro chromatic driver mirror present	Set	
Electro chromatic passenger mirror present	Not Set	
Tow Mirror Present	Not Set	
Blindspot Mirror Present	Set	
Window Motor Type	Not Set	
Window Hall Sensors Present	Not Set	
Frameless Window Present	Not Set	
Memory Adjustable Pedals Present	Not Set	
Tilt/Telescope Steering Present	Not Set	
Driver Memory Seat Present	Set	
Stow 'n Assist Present Driver	Set	
Stow 'n Assist Present - Passenger	Set	
Rear Heated Seats Present	Not Present	
Front Vented Seats Present	Present	
Heated Steering Wheel Present	Present	
Heated Seat Material Type	Default	
Heated Wheel Material Type	Full Leather	
Brake System ECU Configuration A	value 0	
ECO Mode Configuration	Remember Previous State with Ignition Key Cycle	
Dual Alternator Present	Not Set	
ODS Present	False	
Driver Kneebag Present	True	
Passenger Kneebag Present	True	
Curtain Airbags Present	True	
Tow Hooks Present	False	
Passive Ped Pro Present	False	
1st Row Seat Side Airbags Present	True	
Integrated EPP Present	False	
BUX Market	False	
Front Park/Turn Voltage	Park to Turn ratio 55 Percent	
Auto Headlamp On Threshold	3.31409	Volt
Auto Headlamp Off Threshold	2.54930	Volt
Left Low Beam Voltage Regulation	13.6 Volts	
Left High Beam Voltage Regulation	13.6 Volts	
Right Low Beam Voltage Regulation	14 Volts	
Right High Beam Voltage Regulation	13.8 Volts	
Left Front Corner Voltage	13.2 Volts	

Right Front Corner Voltage	13.4 Volts	
Left Rear Corner Voltage	14 Volts	
Right Rear Corner Voltage	14 Volts	
Alert no Reply	Set	
Alert On System Fault	Set	
Alert On Search Timeout	Set	
Panic Enable	Set	
Compass Mounting Orientation	Rightside up	
Washer Fluid Level Voltage Threshold	4.46 volts	
Fobik Safe Alerts Per Ignition Cycle	2	
IBS Present	Set	
OHC Module Present	Set	
Humidity Sensor Present	Set	
HFRM Present	Set	
Auto Relock Time	60	seconds
VTA System Present	VTA	
Illuminated Approach Interior Lighting Target Percentage	100(50%)	
Illuminated Approach Headlamp Target Percentage	125 (62.5%)	
Illuminated Approach Taillamp Target Percentage	125 (62.5%)	
Illuminated Approach Interior Lighting Ramp Up Time	130(2600ms)	
CRVMM Present	Set	
EVIC SWS Module Present	Set	
Compass Mounting Angle	0	Degree
IBS Activate MWU	Not Set	
Battery Types	SNA	
IBS Quiescence Current Limit	-250	mA
IBS Minimum Voltage Limit	5.0	Volts
IBS Minimal Charge Limit	10	AmpHrs
Battery Type II	22	
IBS Minimum Charge Limit	600	mA
Connector F Pin 41: Backup-Reverse lamp Left	Not Set	
Connector E Pin 1: Backup Reverse lamp Right	Set	
Connector F Pin 5: Left Rear Fog Lamp	Output Disable	
Connector E Pin 39: Right Rear Fog Lamp	Output Disable	
Connector F Pin 42: Right Rear Turn Signal	Right Rear Turn Signal	
Connector E Pin 3: Left Rear Turn Signal	Left Rear Turn Signal	
Connector D Pin 1: Left High Beam Feed	AUX High Beam	
Connector A Pin 2: Right High Beam Feed	AUX High Beam	
Connector F Pin 25: Left Rear Turn Lamp Fault Sense	Disable	
Connector F Pin 28: Right Rear Turn Lamp Fault Sense	Disable	
Connector F Pin 27: Left Sliding Door Ajar	Left Sliding Door Ajar	
Connector F Pin 4: Liftgate Release	Trunk/Liftgate Release	

Connector F Pin 31: Right Sliding Door Ajar	Right Sliding Door Ajar	
Connector D Pin 21: Brake Fluid Level Switch	no parallel resistor	
Connector D Pin 12: PHEV ECM Hardwire Wake Up	Engine Control Module Wake up (PHEV only)	
Connector F Pin 29: Horn Switch Input	Horn Switch Input	
Connector A Pin 11: Hood Ajar Switch Signal	500 ohm series and 500 ohm parallel resistors	
Connector E Pin 7: Left HID Relay Control	Left HID Lamp Relay	
Connector E Pin 37: Right HID Relay Control	Right HID Lamp Relay	
Connector E Pin 29: Rear Wiper Motor Park Signal	Reserved	
Connector E Pin 5: E-5 PHEV Fuel Door Switch Input	PHEV Fuel Door Switch	
Stop/Start Enable Switch Present	Not Set	
Siren	Not Set	
Ultrasonics	Not Set	
Tilt	Not Set	
Connector F Pin 13: Left Sliding Door Switch Input (B-Pillar)	Left B-Pillar sliding Door Switch	
Connector F Pin 14: Right Sliding Door Switch Input (B Pillar)	Right B Pillar Sliding Door Switch	
Connector F Pin 15: Driver Door Lock Switch Input	Not Present	
Heatsoak Flush Time	105	Time
Engine Off Clear Time	180	Time
Connector F Pin 30: Fuel Door Lock (BUX)	Not Present	
Connector F Pin 33: Fuel Door Unlock (BUX)	Not Present	
Connector F Pin 34: Spare HSD	Not Present	
Connector F Pin 37: Vacuum Cleaner Power Saver Indicator	Not Present	
Ambient Stable Counter Limit	40	Counter
Heatsoak Speed	15	Counter
Heatsoak Set Time	15	Time
Max Engine Off Time	220	Time
CHMSL Lamp Output Disable	Not Set	
Connector E Pin 28: Secondary Door Ajar Switch Present PIN E 28	Set	
Manual Door Locks Present	Not Set	
Connector E Pin 48 (Tied internally to Connector A Pin16): Rear Wiper Motor Control Output Present	Rear Wiper (0)	
Connector G Pin11/Connector G Pin 12: Not Used	ERS	
Rain Sensor Module #2 Present	Set	
Humidy Sensor Long Present	Set	
Auto High Beam Module Location	HaLF	
License Plate Lamp Disable	Not Set	
Connector F Pin 29: Horn Switch Present	Horn Switch Input	
Connector E Pin 39: Right Rear Turn Signal	Right Rear Turn Signal	
Connector E Pin 3: Left Rear Turn Signal	Left Rear Turn Signal	
Excess Lateral Acceleration Factor	Filter Off	
Average Last Lateral Acceleration Values	No Averaging	
Excess Longitudinal Acceleration Factor	Filter Off	

Average Last Longitudinal Acceleration Values	No Averaging	
Brake Smoothing Duration	Filter Off	
Brake Smoothing Factor	Filter Off	
Steering Smoothing Duration	Filter Off	
Steering Smoothing Factor	Filter Off	
Steering Smoothing Threshold	Filter Off	
Brake Smoothing Threshold	Filter Off	
Maximum Longitudinal Change	Filter Off	
Maximum Lateral Change	Filter Off	
Acceleration Threshold	Filter Off	
Acceleration Factor	Filter Off	
Nose Dive Threshold	Filter Off	
Nose Dive Factor	Filter Off	
Horn Chirp Duration	Short	
VTA Hood Ajar Monitoring	Not Set	
Headlamp Soak Delay	1.0 sec	
Auto High Beam ON Threshold	25 km/hr	
Auto High Beam OFF Threshold	20 km/hr	
RKE Auto-Relock Feature Enable	Not Set	
PE Auto Relock Feature Enable	Set	
Parking Light Enable	Not Set	
Interior Lighting Night Threshold	4.45147	Volt
Interior Lighting Day Threshold	4.27498	Volt
TPMS Configuration	Logic 1 NHTSA Enable Warning	
Smart Alternator Present	Not Set	
Temperature Display Resolution	HaLF	
Sunroof Present	Set	
Radio Speaker Open Circuit Disable (LF)	Not Set	
Radio Speaker Open Circuit Disable (RF)	Not Set	
Radio Speaker Open Circuit Disable (LR)	Not Set	
Radio Speaker Open Circuit Disable (RR)	Not Set	
ANC Calibration Parameter Data Set	RU PHEV 3.6L tripane SunRoof Harman AMP	
Surround View Camera On/Off Softkey Present	Set	
Drive Mode Version	Version 1	
Show Phone Information in Cluster	01	
Auto Dimming Mirror Hard Button Present	Set	
Automatic Crash Notification Feature Present	Undefined	
Park Assist Tuning Set	BUX Front and Rear Only	
Unlock all doors on 1st press	Set	
Sound Horn on Lock	Set	
Flash Lamps on Lock	Set	
Headlamps on with Wipers	Set	

Auto Lock	Set	
Auto Unlock	Set	
Sliding Door Alert	Set	
Auto Wipers	Set	
Illuminated Approach Time	30	seconds
Headlamp Delay Time	30	seconds
Accessory Delay Time	45	seconds
Daytime Running Lamps	Set	
Hands Free Sliding Door Enable	Set	
Sliding Door Chime Enable	Set	
Auto Highbeam	Set	
Sound Horn on Remote Start	Set	
Sound Horn On Lock Status	Chirp on 2nd press/SECOND	
Rear View Camera Static Grid Lines Enabled	Not Set	
Rear View Camera Dynamic Grid Lines Enabled	Not Set	

RADIO CONFIGURATION

NAME	VALUE	UNITS
Satellite Subscription Status	Not Subscribed	
Reason Code	00	
Suspend Day	00	
Suspend Month	00	
Suspend Year	00	
Distortion Limiting	Off	
Clock Defeat	On	
Stereo Blend	Off	
High Cut	Off	
Automated Loudness	Off	
Anti Theft Enable Status	On	
12/24 Time Selection	12 Hour Time	
Front Seat Video Playback	Disabled	
Cabin EQ Curve Number Currently Used by Radio	223	events
Splash Screen	Automatic	
USB Hubs Detected	3	No Unit
SD Card Readers Detected	0	No Unit
Enumerated USB Devices	0	No Unit
Aux Jack	Not Inserted	

HVACR CONFIGURATION

NAME	VALUE	UNITS
DualZone ATC Control (Factory) (BB)	False	
DualZone ATC Control (BB)	False	

Dual Zone MTC Control (BB)	False	
Single Zone MTC Control (BB)	False	
MTC w EBL (3Knob)	False	
MTC wo EBL (3Knob)	False	
MTC heater only (3Knob)	False	

LBSS CONFIGURATION

NAME	VALUE	UNITS
Steering (LHD/RHD)	Left Hand Drive/ LHD	
Teen Key (RU variant only)	Yes	
CFG FEATURE	CFG_NONE	

RBSS CONFIGURATION

NAME	VALUE	UNITS
Steering Variant (LHD/RHD)	Left Hand Drive/ LHD	
Teen Key (RU variant only)	Yes	

FFCM CONFIGURATION

NAME	VALUE	UNITS
HIL mode Enabled	False	
Traceability info	02203144039908	
Traceability info	22203180045203	
XCP Enabled	False	

EDM CONFIGURATION

NAME	VALUE	UNITS
VES	False	
Vehicle Line	RU	
Body Style	Station Wagon	
Vehicle Brand Type	Chrysler	
Radio	Present	
Vehicle System Interface Module	Not Present	
Intrusion module	Not Present	
CAN I in-dash disc player module	Present	
Video Ent. System Screen 2 Module	Not Present	
Video Ent. System Screen 1 Module	Not Present	

RCCC CONFIGURATION

NAME	VALUE	UNITS
DualZone ATC Control	False	
DualZone ATC Control	True	
Dual Zone MTC Control	False	

Single Zone MTC Control	False	
MTC with EBL	False	
MTC without EBL	False	
MTC Heater Only	False	

ABS0 CONFIGURATION

NAME	VALUE	UNITS
Multiple Pressure Sensors	True	
Front Directional Sensors	False	
Rear Directional Sensors	True	
Feature PIN	False	
EPB	True	
ACC	True	
Hardwired VSO	True	
Drive Configuration	2WD Front	
VC Chassis Type	Type 8	
ESC BLA Enabled	False	
Dynamic Tire Circumference	89	inch
Axle Ratio	3.251	No Unit
Engine Displacement	3.6	No Unit
PN ESC Byte1	0	
PN ESC Byte2	0	



ECU DETAILS REPORT

Vehicle 2021 CHRYSLER PACIFICA (PHEV) 3.6L V6 HYBRID ENGINE
VIN [REDACTED]

Odometer 34824.5 miles
Publication Date Jan 27, 2024, 10:38:19 AM

ECU SUMMARY INFO

ECU	NAME	BUS TYPE	FLASH PART #	CURRENT VIN	ORIGINAL VIN	PART #
PCM	Powertrain Control Module	CAN-C	68499122AF	[REDACTED]	[REDACTED]	68499122AF
PLGM	Power Liftgate	CAN I	68466171AI	[REDACTED]	[REDACTED]	68466171AI
ICS	Integrated Center Stack	CAN-I	7AS341X8AA	[REDACTED]	[REDACTED]	7AS341X8AA
RFH	Radio Frequency Hub	CAN C	68500152AA	[REDACTED]	[REDACTED]	68500152AA
ESM	Electronic Shifter	CAN-C	68240089AM	[REDACTED]	[REDACTED]	68240089AM
ORC	Occupant Restraint	CAN-C	68480710AC	[REDACTED]	[REDACTED]	68480710AC
EPS	Electric Power Steering	CAN C	68460392AA	[REDACTED]	[REDACTED]	68460392AA
HVAC	Heat, Ventilation and A/C	CAN-I	68493454AE	[REDACTED]	[REDACTED]	68493454AE
DDM	Driver Door Module	CAN I	68496461AB	[REDACTED]	[REDACTED]	68496461AB
PDM	Passenger Door Module	CAN-I	68496460AB	[REDACTED]	[REDACTED]	68496460AB
DMRL	Door Module Rear Left	CAN-I	68508894AB	[REDACTED]	[REDACTED]	68508894AB
DMRR	Door Module Rear Right	CAN I	68508894AB	[REDACTED]	[REDACTED]	68508894AB
PSDML	Power Sliding Doors (Left)	CAN-I	68369596AD	[REDACTED]	[REDACTED]	68369596AD
PSDMR	Power Sliding Doors (Right)	CAN I	68369596AD	[REDACTED]	[REDACTED]	68369596AD
MSM	Memory Seat Module	CAN-I	68321862AC	[REDACTED]	[REDACTED]	68321862AC
CSWM	Comfort Seat Wheel Module	CAN-I	68517013AB	[REDACTED]	[REDACTED]	68517013AB
AMP	Amplifier	CAN I	68448067AA	[REDACTED]	[REDACTED]	68448067AA
IPC	Instrument Panel Cluster	CAN-C	68434960AE	[REDACTED]	[REDACTED]	68434960AE
PTS	Parktronic	CAN C	68485862AA	[REDACTED]	[REDACTED]	68485862AA
SCCM	Steering Column Control Module	CAN-C	68360889AD	[REDACTED]	[REDACTED]	68360889AD

BCM	Body Controller	CAN C	68491085AG		68491085AG
ACC	Adaptive Cruise Control	CAN-C	68540436AA		68540436AA
RADIO	Radio	CAN I	68465292AF		68465292AF
OCM	Occupant Classification	CAN-C	68403127AA		68403127AA
HVACR	Heat, Ventilation and A/C Rear	CAN I	68373079AB		68373079AB
LBSS	Left Blind Spot Sensor	CAN I	04672786AB		04672786AB
RBSS	Right Blind Spot Sensor	CAN-I	04672786AC		04672786AC
FFCM	Forward Facing Camera Module	CAN C	68493395AA		68493395AA
EDM	External Disc Module	CAN-I	68499745AA		68499745AA
APM	Accessory Power Module	CAN C	05185046AB		05185046AB
BPCM	Battery Pack Control Module	CAN-C	05193183AE		05193183AE
HCP	Hybrid Control Processor	CAN-C	05185116AK		05185116AK
OBCM	On Board Charging Module	CAN C	05185047AE		05185047AE
MSMP	Memory Seat Module - Passenger	CAN-I	68321862AC		68321862AC
DSM	Display Screen Module	CAN I	68437339AD		68437339AD
VRM	Video Routing Module	CAN-I	68493702AA		68493702AA
RCCC	Rear Cabin Comfort Controls	CAN-I	6WL30DX9AA		6WL30DX9AA
CVPM	Central vision processing module	CAN I	56029920AB		56029920AB
EAC	Electric A/C Compressor	CAN-C	68237995AG		68237995AG
AHCP	Auxiliary Hybrid Control Processor	CAN C	05185117AK		05185117AK
EBBM	Electronic Brake Booster Module	CAN-C	68461813AB		68461813AB
ABS0	Anti Lock Brakes OBD	CAN-C	68471122AD		68471122AD
SGW	Security Gateway Module	CAN C	68488429AB		68488429AB
TBM2	Telematic Box Module 2	CAN-C	68444865AJ		68444865AJ

ECU SUMMARY INFO (CONT...)

ECU	COUNTRY CODE	HARDWARE VERSION	SOFTWARE VERSION	IDENT	SERIAL NUMBER	CVNS
-----	--------------	------------------	------------------	-------	---------------	------

PCM	USA	1B 47	75 02 00	4422	7DC2E312
PLGM	USA	0	5084	000200000031	
ICS	USA	0F 0C 00	13 31 01	4700	
RFH	USA / USA	10 17 00	13 26 00	4A00	
ESM	USA / USA	0F 24 00	12 28 FF	4402	
ORC	USA / USA	12 1A 00	13 2E 00	4301	
EPS	USA / USA	12 2A 00	12 1E 01	4502	
HVAC	USA	0E 09 00	14 2F 01	4401	
DDM	USA	11 07 00	14 07 00	4202	
PDM	USA	11 07 00	14 07 00	4202	
DMRL	USA / USA	10 0B 00	14 08 00	4201	
DMRR	USA / USA	10 0B 00	14 08 00	4201	
PSDML	USA / USA	10 17 00	14 10 12	4001	
PSDMR	USA / USA	10 17 00	14 10 12	4001	
MSM	USA	0F 2B 00	10 27 03	4101	
CSWM	USA	11 2A 00	14 25 00	4302	
AMP	USA	0F 06 01	12 2E 01	4021	
IPC	USA / USA	12 06 00	14 2B 00	4705	
PTS	USA	0E 32 00	14 07 00	4311	
SCCM	USA	13 28 00	13 29 00	4301	
BCM	USA	0D 11 00	14 26 90	4420	
ACC	USA / USA	14 12 01	14 26 01	4400	
RADIO		65	6040	000200000008	
OCM	USA / USA	11 1F 01	0E 2F 02	4030	
HVACR	USA	0E 09 00	10 03 02	4301	
LBSS	USA / USA	11 30 02	12 0D 00	4202	
RBSS	USA / USA	11 30 02	15 08 00	4202	
FFCM	USA / USA	11 06 00	13 1E 00	4102	
EDM	USA	12 0A 00	11 08 00	4000	
APM	USA / USA	11 32 00	11 32 00	4001	
BPCM		0E 03 00	14 2C 00	4005	79855957
HCP	USA	11 1F 04	0F 2D 00	4006	7F381A76 E311BD90 050DC953
OBCM	USA	0F 0D 00	12 02 00	4002	
MSMP	USA	0F 2B 00	10 27 03	4001	
DSM	USA / USA	14 0C 00	14 28 00	4300	
VRM	USA / USA	0F 1C 00	14 1E 14	4001	
RCCC	USA	0F 1D 00	13 04 00	4000	
CVPM	USA / USA	11 27 01	14 0C 01	4004	
EAC	USA	0E 34 00	12 0F 00	4102	
AHCP	USA	11 1F 04	0F 2D 00	4000	
EBBM	USA	0E 19 02	14 0D 18	4000	5898FA5

ABSO	USA	0E 15 02	14 1B 26	4201	[REDACTED]	4F158D1B
SGW		5	969	4103		
TBM2	USA	13 0E 02	15 0E 60	4104		

ECU DETAILS

PCM DETAILS

NAME	VALUE
Model Year	21
ECU Part Number	68499122AF
Body Style	Station Wagon
Vehicle Line	2D
VIN Original	[REDACTED]
VIN Current	[REDACTED]
Software Version (Major/Middle/Minor)	75 02 00
Hardware Version (Major/Minor)	1B 47
Serial Number	T00EP3130J8LH9
Supplier ID	Motorola
Diagnostic Version	22
Variant ID	44
Country Code	USA
Odometer When Original VIN First Written	2668768948.7216

PLGM DETAILS

NAME	VALUE
Diagnostic Variant	00 02
Diagnostic Version	00 00 00 31
VIN Current	[REDACTED]
Supplier Manufacturer ECU Hardware Part Number	24101317AA
Supplier Manufacturer ECU Hardware Version Number	0

ICS DETAILS

NAME	VALUE
ECU Software Mode	Running in Application
Gateway	False
Active Diagnostic Variant	47
Active Diagnostic Version	00
Active Diagnostic Session	Default
ECU Part Number	7AS341X8AA
VIN Original	[REDACTED]
VIN Current	[REDACTED]
Model Year	2021
Vehicle Line	RU

[REDACTED]

Body Style	Station Wagon
Country Code	USA

RFH DETAILS

NAME	VALUE
VIN Original	
VIN Current	
Active Diagnostic Variant	4A
Active Diagnostic Version	00
ECU Part Number	68500152AA
Model Year	2021
Vehicle Line	RU
Body Style	station wagon / BODY_WAGON
Country Code	USA / USA
IAC Data	
ECU Serial Number	T04Z22910P0524
Hardware Supplier	Continental
Software Supplier	Continental
Hardware Version Year	10
Hardware Version Week	17
Hardware Version - Patch Level	00
Software Version Year	13
Software Version - Week	26
Software Version Patch Level	00
ECU Software Mode	Running in Application
Active Diagnostic Session	Extended
Hardware Part Number	16135703AC

ESM DETAILS

NAME	VALUE
Active Diagnostic Variant	44
Active Diagnostic Version	02
ECU Part Number	68240089AM

ORC DETAILS

NAME	VALUE
Model Year	2021
Vehicle Line	RU / VEH RU
Body Style	Station Wagon
Country Code	USA / USA
ECU Serial Number	T05JF2490G1333
Active Diagnostic Variant	43

Active Diagnostic Version

01

EPS DETAILS

NAME	VALUE
Active Diagnostic Variant	45
Active Diagnostic Version	02
ECU Part Number	68460392AA
HW - Year	2018
HW Week	42
HW Patch Level	00
SW - year	2018
SW week	30
SW - Patch Level	01
Model Year	2021
Vehicle Line	RU / VEH RU
Body Style	Station Wagon
Country Code	USA / USA
VIN Current	[REDACTED]
VIN Original	[REDACTED]

HVAC DETAILS

NAME	VALUE
ECU Serial Number	????????????
VIN Original	[REDACTED]
VIN Current	[REDACTED]
Model Year	2021
Body Style	Station Wagon
Country Code	USA
Active Diagnostic Variant	44
Active Diagnostic Version	01
ECU Part Number	68493454AE

DDM DETAILS

NAME	VALUE
VIN Current	[REDACTED]
VIN Original	[REDACTED]
ECU Part Number	68496461AB
Active Diagnostic Version	02
Active Diagnostic Variant	42

PDM DETAILS

NAME	VALUE
[REDACTED]	[REDACTED]

Model Year	2021
Vehicle Line	RU
Country Code	USA
VIN Original	[REDACTED]
VIN Current	[REDACTED]
Serial Number	TRU2B308000087
ECU Part Number	68496460AB
Gateway	False
Active Diagnostic Variant	42
Active Diagnostic Version	02
Active Diagnostic Session	Default

DMRL DETAILS

NAME	VALUE
Active Diagnostic Variant	42
Active Diagnostic Version	01
Hardware Part Number	68508894AB
Software Part Number	68508894AB
ECU Part Number	68508894AB
Model Year	2021
Vehicle Line	RU / VEH_RU
Body Style	Station Wagon
Country Code	USA / USA
VIN Original	[REDACTED]
VIN Current	[REDACTED]

DMRR DETAILS

NAME	VALUE
Active Diagnostic Variant	42
Active Diagnostic Version	01
Hardware Part Number	68508894AB
Software Part Number	68508894AB
ECU Part Number	68508894AB
Model Year	2021
Vehicle Line	RU / VEH_RU
Body Style	Station Wagon
Country Code	USA / USA
VIN Original	[REDACTED]
VIN Current	[REDACTED]

PSDML DETAILS

NAME	VALUE
[REDACTED]	[REDACTED]

Active Diagnostic Variant	40
Active Diagnostic Version	01
ECU Part Number	68369596AD
Hardware Supplier Identification	Delphi
Model Year	2021
Vehicle Line	RU / VEH RU
Body Style	Station Wagon
Country Code	USA / USA
VIN Original	[REDACTED]
VIN Current	[REDACTED]

PSDMR DETAILS

NAME	VALUE
Active Diagnostic Variant	40
Active Diagnostic Version	01
ECU Part Number	68369596AD
Hardware Supplier Identification	Delphi
Model Year	2021
Vehicle Line	RU / VEH RU
Body Style	Station Wagon
Country Code	USA / USA
VIN Original	[REDACTED]
VIN Current	[REDACTED]

MSM DETAILS

NAME	VALUE
VIN Current	[REDACTED]
ECU Part Number	68321862AC
Software Logical Block Supplier Identification	Kostal
Hardware Part Number	68321862AC
ECU Serial Number	TLK302000753
Model Year	2021
Country Code	USA
Body Style	BODY WAGON
Vehicle Line	RU
Software Logical Block #0 Part Number	68321862AC
ECU Software Mode	Running in Application
Gateway	False
Active Diagnostic Session	Default
Active Diagnostic Variant	41
Active Diagnostic Version	01
VIN Original	[REDACTED]

CSWM DETAILS



NAME	VALUE
Active Diagnostic Variant	43
Active Diagnostic Version	02
ECU Part Number	68517013AB
ECU Software Mode	Running in Application
Hardware Part Number	68517013AB
Hardware Supplier Identification	Continental
Gateway	False
Software Part Number	68517013AB
Software Logical Block Supplier Identification	Continental
VIN Current	[REDACTED]
Model Year	2021
Vehicle Line	RU
Body Style	Station Wagon
Country Code	USA

AMP DETAILS

NAME	VALUE
Active Diagnostic Variant	40
Active Diagnostic Version	21
VIN Original	[REDACTED]
VIN Current	[REDACTED]
ECU Part Number	68448067AA
Hardware Part Number	68448067AA
ECU Serial Number	5022AB29300272
EQ Software Version	049100
Model Year	2021
Vehicle Line	RU
Body Style	Station Wagon
HW Year	0F
HW - Week	6
HW - Patch Level	01
SW year	18
SW - week	46
SW Patch Level	1
Hardware Supplier Identification	Harman / Becker
Software Supplier Identification	Harman / Becker
Software Part Number	68448067AA

IPC DETAILS

NAME	VALUE
[REDACTED]	[REDACTED]

Active Diagnostic Variant	47
Active Diagnostic Version	05
ECU Part Number	68434960AE
ECU Serial Number	TCL312000031
Hardware Part Number	68434960AD
Hardware Year	2018
Hardware - Week	6
Hardware Patch Level	00
Hardware Supplier Identification	Nippon Seiki (NS Intl)
Software Logical Block #0 Part Number	68434958AE
Software - Year Block #0	2020
Software - Week Block #0	43
Software Patch Level Block #0	00
Software Supplier Identification	Nippon Seiki (NS Intl)
Model Year	2021
Body Style	Station Wagon
Vehicle Line	RU
Country Code	USA / USA
VIN Current	
VIN Original	

PTS DETAILS

NAME	VALUE
ECU Software Mode	Running in Application
Active Diagnostic Variant	43
Active Diagnostic Version	11
Active Diagnostic Session	Default
ECU Part Number	68485862AA
Serial Number	T00FF304000353
HW - Year	2014
HW - Week	50
HW Patch Level	00
Hardware Supplier Identification	Bosch
SW Part Number	68485862AA
SW - year	2020
SW - week	7
SW Patch Level	00
Software Supplier Identification	Bosch
Model Year	2021
Vehicle Line	RU
Body Style	BODY WAGON
Country Code	USA

VIN Original	
VIN Current	

SCCM DETAILS

NAME	VALUE
ECU Software Mode	Running in Application
Active Diagnostic Variant	43
Active Diagnostic Version	1
ECU Part Number	68360889AD
ECU Serial Number	S31301526
Hardware Supplier Identification	Kostal
Hardware Part Number	10333273AA
HW - Year	19
HW Week	40
HW Patch Level	0
Software Logical Block Supplier Identification	Kostal
Software Logical Block #0 Part Number	10306803AB
SW - year	19
SW week	41
SW Patch Level	0
Model Year	2021
Vehicle Line	RU
Body Style	BODY_WAGON
Country Code	USA
VIN Original	
VIN Current	

BCM DETAILS

NAME	VALUE
VIN Current	
VIN Original	
ECU Serial Number	TYH298011472
ECU Part Number	68491085AG
Hardware Supplier Identification	Continental
ECU Software Mode	Running in Application
Active Diagnostic Variant	44
Active Diagnostic Version	20
Country Code	USA
Software Logical Block #0 Part Number	68491086AG
Software Logical Block Supplier Identification	Continental
Ignition Run Start	Run/Start

ACC DETAILS

NAME	VALUE
Active Diagnostic Variant	44
Active Diagnostic Version	00
ECU Part Number	68540436AA
Hardware Part Number	68417813AE
SW Part Number (Application)	68540437AA
SW Part Number (Parameter)	0000000000
VIN Original	[REDACTED]

RADIO DETAILS

NAME	VALUE
VIN Original	[REDACTED]
Sales Code	
Diagnostic Variant	00 02
Diagnostic Version	00 00 00 08
Flash Definition Number (FDN)	00 01
Supplier ID	Harman
SW Year	20
SW - week	49
SW Patch Level	00
SW Identification	00 00 00 00 00 00 00 00 00 00
Supplier Manufacturer ECU Software Part Number	4044245

OCM DETAILS

NAME	VALUE
Active Diagnostic Variant	40
Active Diagnostic Version	30
Hardware Part Number	28608000
Software Logical Block #0 Part Number	28444600
ECU Part Number	68403127AA
Model Year	2021
Vehicle Line	RU / VEH RU
Body Style	Station Wagon
Country Code	USA / USA
ECU Serial Number	TRUJY28701406B
VIN Original	[REDACTED]
VIN Current	[REDACTED]

HVACR DETAILS

NAME	VALUE
Active Diagnostic Variant	43
	[REDACTED]

Active Diagnostic Version	01
ECU Part Number	68373079AB
Model Year	21
Vehicle Line	RU
Body Style	Station Wagon
Country Code	USA
VIN Current	[REDACTED]

LBSS DETAILS

NAME	VALUE
ECU Software Mode	Running in Application
Active Diagnostic Variant	42
Active Diagnostic Version	02
ECU Part Number	04672786AB
Serial Number	T00 317080478
Hardware Supplier Identification	Autoliv
Hardware Part Number	631511300F
HW - Year	2017
HW Week	48
HW Patch Level	02
Software Logical Block Supplier Identification	Autoliv
Software Logical Block #1 Part Number	647851800A
Software Logical Block #2 Part Number	647851800A
Software Logical Block #3 Part Number	647851800A
SW - year - Logical Block #1	2018
SW - week - Logical Block #1	13
SW patch level Logical Block #1	00
Model Year	2021
Vehicle Line	RU
Body Style	Station Wagon
Country Code	USA / USA
VIN Original	[REDACTED]
VIN Current	[REDACTED]

RBSS DETAILS

NAME	VALUE
ECU Software Mode	Running in Application
Active Diagnostic Variant	42
Active Diagnostic Version	02
ECU Part Number	04672786AC
Serial Number	T00 081210300
Hardware Part Number	631511300F

Hardware Supplier Identification	Autoliv
HW - Year	2017
HW Week	48
HW - Patch Level	02
Software Logical Block Supplier Identification	Autoliv
Software Logical Block #1 Part Number	647851800B
Software Logical Block #2 Part Number	647851800B
Software Logical Block #3 Part Number	647851800B
SW - year - Logical Block #1	2021
SW week Logical Block #1	8
SW - patch level - Logical Block #1	00
Model Year	2021
Vehicle Line	RU
Body Style	Station Wagon
Country Code	USA / USA
VIN Original	
VIN Current	

FFCM DETAILS

NAME	VALUE
Active Diagnostic Variant	41
Active Diagnostic Version	02
ECU Part Number	68493395AA
Model Year	2021
Vehicle Line	RU
Body Style	Station Wagon
Country Code	USA / USA
VIN Original	
VIN Current	

EDM DETAILS

NAME	VALUE
Active Diagnostic Variant	40
Active Diagnostic Version	00
Sales Code	RDU
ECU Part Number	68499745AA
ECU Serial Number	T00AM2390T0019
HW Year	12
HW Week	10
HW - Patch Level	00
Hardware Supplier Identification	Mitsubishi Electric
SW - year	17

SW week	8
SW - Patch Level	0
Software Supplier Identification	Mitsubishi Electric
Model Year	2021
Vehicle Line	RU
Body Style	Wagon
Country Code	USA
VIN Original	[REDACTED]
VIN Current	[REDACTED]

APM DETAILS

NAME	VALUE
Active Diagnostic Variant	40
Active Diagnostic Version	01
Vehicle Line	RU
Country Code	USA / USA
ECU Serial Number	TD6VA1790R7576
VIN Original	[REDACTED]
VIN Current	[REDACTED]
ECU Part Number	05185046AB

BPCM DETAILS

NAME	VALUE
Active Diagnostic Variant	40
Active Diagnostic Version	05
ECU Part Number	05193183AE
ECU Serial Number	TESIG286030086
VIN Original	[REDACTED]
VIN Current	[REDACTED]
SW - year	2020
SW week	44
SW - Patch Level	00
Boot SW Year	2015
Boot SW Week	50
Boot SW - Patch Level	01

HCP DETAILS

NAME	VALUE
Active Diagnostic Variant	40
Active Diagnostic Version	06
ECU Serial Number	TMMVL2603A1323
HCP SW Version	21B

[REDACTED]

MCP SW Version	2302A0
Transmission Assembly Traceability Number	
Transmission Assembly Part Number	
VIN Original	
VIN Current	

OBCM DETAILS

NAME	VALUE
Active Diagnostic Variant	40
Active Diagnostic Version	02
ECU Serial Number	TD63H2280R0494
ECU Part Number	05185047AE
VIN Original	
VIN Current	

MSMP DETAILS

NAME	VALUE
VIN Current	
ECU Part Number	68321862AC
Software Logical Block Supplier Identification	Kostal
Hardware Part Number	68321862AC
ECU Serial Number	TLK303000372
Model Year	2021
Country Code	USA
Body Style	Station Wagon
Vehicle Line	RU
Software Logical Block #0 Part Number	68321862AC
ECU Software Mode	Running in Application
Gateway	False
Active Diagnostic Session	Default
Active Diagnostic Variant	40
Active Diagnostic Version	1
VIN Original	

DSM DETAILS

NAME	VALUE
Active Diagnostic Variant	43
Active Diagnostic Version	00
ECU Part Number	68437339AD
ECU Serial Number	000000012141
Hardware Supplier Identification	00C9
Hardware Year	2020

Hardware Week	12
Hardware - Patch Level	00
Software Logical Block Supplier Identification	00C9
Software - Year	2020
Software Week	40
Software Patch Level	00
Model Year	2021
Vehicle Line	2D
Body Style	Station Wagon
Country Code	USA / USA
VIN Current	[REDACTED]

VRM DETAILS

NAME	VALUE
ECU Software Mode	Running in Application
Active Diagnostic Variant	40
Active Diagnostic Version	01
Software Part Number	10028795
Model Year	2021
Vehicle Line	RU
Body Style	Station Wagon
Country Code	USA / USA
VIN Original	[REDACTED]
VIN Current	[REDACTED]

RCCC DETAILS

NAME	VALUE
ECU Software Mode	Running in Application
Gateway	False
Active Diagnostic Variant	40
Active Diagnostic Version	00
Active Diagnostic Session	Default
Hardware Part Number	68223337AB
ECU Part Number	6WL30DX9AA
Model Year	21
Vehicle Line	RU
Body Style	Station Wagon
Country Code	USA
ECU Serial Number	T276010510
VIN Original	[REDACTED]
VIN Current	[REDACTED]



CVPM DETAILS

NAME	VALUE
Active Diagnostic Variant	40
Active Diagnostic Version	04
ECU Part Number	56029920AB
Model Year	2021
Vehicle Line	RU
Country Code	USA / USA
ECU Serial Number	T00314040184
VIN Original	[REDACTED]
VIN Current	[REDACTED]

EAC DETAILS

NAME	VALUE
Active Diagnostic Variant	41
Active Diagnostic Version	02
ECU Part Number	68237995AG
VIN Original	[REDACTED]
VIN Current	[REDACTED]

AHCP DETAILS

NAME	VALUE
AHCP SW Version	21B
MCPA SW Version	2302A0
Active Diagnostic Variant	40
Active Diagnostic Version	00
Hardware Part Number	05190174AM
ECU Part Number	05185117AK
Model Year	2021
Vehicle Line	RU
Body Style	Station Wagon
VIN Original	[REDACTED]
VIN Current	[REDACTED]

EBBM DETAILS

NAME	VALUE
Active Diagnostic Variant	40
Active Diagnostic Version	00
ECU Part Number	68461813AB
ECU Serial Number	T006M076063533

ABSO DETAILS

NAME	VALUE
[REDACTED]	[REDACTED]

Active Diagnostic Variant	42
Active Diagnostic Version	01
ECU Part Number	68471122AD
Model Year	2021
Vehicle Line	RU
Body Style	Station Wagon
Country Code	USA
ECU Serial Number	T004F184061482
Sensor Cluster Serial Number	2FJ50T31G094

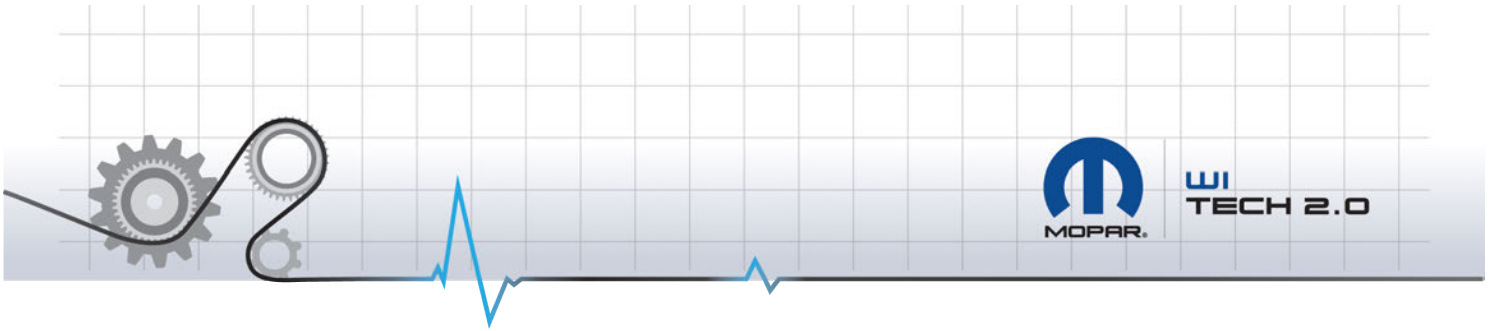
SGW DETAILS

NAME	VALUE
VIN Original	
Diagnostic Variant ID	41
Diagnostic Version	03
Supplier ID	Bosch
ECU Part Number	68488429AB
System Supplier ECU Hardware Number	6002JE1371
System Supplier ECU Hardware Version Number	5
System Supplier ECU Software Number	V230
System Supplier ECU Software Version Number	969
ECU Serial Number	54 46 31 31 36 33 32 32 30 4A 37 37 30 37 30
Active Diagnostic Session Data Identifier	Extended Diagnostic Session

TBM2 DETAILS

NAME	VALUE
Active Diagnostic Variant	41
Active Diagnostic Version	04
ECU Part Number	68444865AJ
ECU Serial Number	TF0342990002660
Hardware Part Number	52154506
Hardware Year	2019
Hardware Week	14
Hardware - Patch Level	02
Hardware Supplier Identification	0030
Software Part Number	52230419
Software Year	2021
Software Week	14
Software - Patch Level	60
Software Logical Block Supplier Identification	Magneti Marelli
Model Year	2021
Vehicle Line	RU

Country Code	USA
VIN Original	[REDACTED]
VIN Current	[REDACTED]
Network Registration Status	Registered to HOME NETWORK
Radio Access Technology	4G
IMEI (International Mobile Equipment Identity) Number	015395001315438
MSISDN (Mobile Subscriber ISDN) Number	16025244415
IMSI (International Mobile Subscriber Identity) Number	310170252194684
SIM identifier ICCID (Integrated Circuit Card Identifier)	89011704272521946843
Network Connection Status	Connected



FREEZE FRAME REPORT

Vehicle 2021 CHRYSLER PACIFICA (PHEV) 3.6L V6 HYBRID ENGINE
VIN [REDACTED]

Odometer 34824.5 miles
Publication Date Jan 27, 2024, 10:42:41 AM

FREEZE FRAME DATA

- No Carb data available
- No Freeze Frame #1 data available
- No Freeze Frame #2 data available
- No Freeze Frame #3 data available
- No MisFire data available
- No Most Recent DTC data available





VEHICLE SCAN REPORT

Vehicle 2021 CHRYSLER PACIFICA (PHEV) 3.6L V6 HYBRID ENGINE
VIN [REDACTED]

Odometer 34209.9 miles
Publication Date Dec 19, 2023, 4:39:02 PM

ECU SUMMARY INFO

ECU	NAME	BUS TYPE	FLASH PART #	CURRENT VIN	ORIGINAL VIN	PART #
PCM	Powertrain Control Module	CAN-C	68499122AF	[REDACTED]	[REDACTED]	68499122AF
PLGM	Power Liftgate	CAN I	68466171AI	[REDACTED]	[REDACTED]	68466171AI
ICS	Integrated Center Stack	CAN-I	7AS341X8AA	[REDACTED]	[REDACTED]	7AS341X8AA
RFH	Radio Frequency Hub	CAN C	68500152AA	[REDACTED]	[REDACTED]	68500152AA
ESM	Electronic Shifter	CAN-C	68240089AM	[REDACTED]	[REDACTED]	68240089AM
ORC	Occupant Restraint	CAN-C	68480710AC	[REDACTED]	[REDACTED]	68480710AC
EPS	Electric Power Steering	CAN C	68460392AA	[REDACTED]	[REDACTED]	68460392AA
HVAC	Heat, Ventilation and A/C	CAN-I	68493454AE	[REDACTED]	[REDACTED]	68493454AE
DDM	Driver Door Module	CAN I	68496461AB	[REDACTED]	[REDACTED]	68496461AB
PDM	Passenger Door Module	CAN-I	68496460AB	[REDACTED]	[REDACTED]	68496460AB
DMRL	Door Module Rear Left	CAN-I	68508894AB	[REDACTED]	[REDACTED]	68508894AB
DMRR	Door Module Rear Right	CAN I	68508894AB	[REDACTED]	[REDACTED]	68508894AB
PSDML	Power Sliding Doors (Left)	CAN-I	68369596AD	[REDACTED]	[REDACTED]	68369596AD
PSDMR	Power Sliding Doors (Right)	CAN I	68369596AD	[REDACTED]	[REDACTED]	68369596AD
MSM	Memory Seat Module	CAN-I	68321862AC	[REDACTED]	[REDACTED]	68321862AC
CSWM	Comfort Seat Wheel Module	CAN-I	68517013AB	[REDACTED]	[REDACTED]	68517013AB
AMP	Amplifier	CAN I	68448067AA	[REDACTED]	[REDACTED]	68448067AA
IPC	Instrument Panel Cluster	CAN-C	68434960AE	[REDACTED]	[REDACTED]	68434960AE
PTS	Parktronics	CAN C	68485862AA	[REDACTED]	[REDACTED]	68485862AA
SCCM	Steering Column Control Module	CAN-C	68360889AD	[REDACTED]	[REDACTED]	68360889AD

BCM	Body Controller	CAN C	68491085AG		68491085AG
ACC	Adaptive Cruise Control	CAN-C	68540436AA		68540436AA
RADIO	Radio	CAN I	68465292AF		68465292AF
OCM	Occupant Classification	CAN-C	68403127AA		68403127AA
HVACR	Heat, Ventilation and A/C Rear	CAN I	68373079AB		68373079AB
LBSS	Left Blind Spot Sensor	CAN I	04672786AB		04672786AB
RBSS	Right Blind Spot Sensor	CAN-I	04672786AC		04672786AC
FFCM	Forward Facing Camera Module	CAN C	68493395AA		68493395AA
EDM	External Disc Module	CAN-I	68499745AA		68499745AA
APM	Accessory Power Module	CAN C	05185046AB		05185046AB
BPCM	Battery Pack Control Module	CAN-C	05193183AE		05193183AE
HCP	Hybrid Control Processor	CAN-C	05185116AK		05185116AK
OBCM	On Board Charging Module	CAN C	05185047AE		05185047AE
MSMP	Memory Seat Module - Passenger	CAN-I	68321862AC		68321862AC
DSM	Display Screen Module	CAN I	68437339AD		68437339AD
VRM	Video Routing Module	CAN-I	68493702AA		68493702AA
RCCC	Rear Cabin Comfort Controls	CAN-I	6WL30DX9AA		6WL30DX9AA
CVPM	Central vision processing module	CAN I	56029920AB		56029920AB
EAC	Electric A/C Compressor	CAN-C	68237995AG		68237995AG
AHCP	Auxiliary Hybrid Control Processor	CAN C	05185117AK		05185117AK
EBBM	Electronic Brake Booster Module	CAN-C	68461813AB		68461813AB
ABS0	Anti Lock Brakes OBD	CAN-C	68471122AD		68471122AD
SGW	Security Gateway Module	CAN C	68488429AB		68488429AB
TBM2	Telematic Box Module 2	CAN-C	68444865AJ		68444865AJ

ECU SUMMARY INFO (CONT...)

ECU	COUNTRY CODE	HARDWARE VERSION	SOFTWARE VERSION	IDENT	SERIAL NUMBER	CVNS
-----	--------------	------------------	------------------	-------	---------------	------