


INFORMATION REDACTED PURSUANT TO THE FREEDOM OF INFORMATION ACT (FOIA), 5 U.S.C. 552(B)(6)


WI
TECH 2.0

VEHICLE SCAN REPORT

Vehicle 2021 CHRYSLER PACIFICA (PHEV) 3.6L V6 HYBRID ENGINE
VIN [REDACTED]

Odometer 33295.1 miles
Publication Date Jan 24, 2024, 4:35:10 PM

ECU SUMMARY INFO

ECU	NAME	BUS TYPE	FLASH PART #	CURRENT VIN	ORIGINAL VIN	PART #
PCM	Powertrain Control Module	CAN-C	68499122AF	[REDACTED]	[REDACTED]	68499122AF
PLGM	Power Liftgate	CAN I	68466171AJ	[REDACTED]	[REDACTED]	68466171AJ
ICS	Integrated Center Stack	CAN-I	7AS341X8AA	[REDACTED]	[REDACTED]	7AS341X8AA
RFH	Radio Frequency Hub	CAN C	68500152AA	[REDACTED]	[REDACTED]	68500152AA
ESM	Electronic Shifter	CAN-C	68240089AM	[REDACTED]	[REDACTED]	68240089AM
ORC	Occupant Restraint	CAN-C	68480710AC	[REDACTED]	[REDACTED]	68480710AC
EPS	Electric Power Steering	CAN C	68460392AA	[REDACTED]	[REDACTED]	68460392AA
HVAC	Heat, Ventilation and A/C	CAN-I	68493454AE	[REDACTED]	[REDACTED]	68493454AE
DDM	Driver Door Module	CAN I	68496463AB	[REDACTED]	[REDACTED]	68496463AB
PDM	Passenger Door Module	CAN-I	68496462AB	[REDACTED]	[REDACTED]	68496462AB
DMRL	Door Module Rear Left	CAN-I	68508894AB	[REDACTED]	[REDACTED]	68508894AB
DMRR	Door Module Rear Right	CAN I	68508894AB	[REDACTED]	[REDACTED]	68508894AB
PSDML	Power Sliding Doors (Left)	CAN-I	68369596AD	[REDACTED]	[REDACTED]	68369596AD
PSDMR	Power Sliding Doors (Right)	CAN I	68369596AD	[REDACTED]	[REDACTED]	68369596AD
MSM	Memory Seat Module	CAN-I	68321862AC	[REDACTED]	[REDACTED]	68321862AC
CSWM	Comfort Seat Wheel Module	CAN-I	68517011AB	[REDACTED]	[REDACTED]	68517011AB
AMP	Amplifier	CAN I	68476878AA	[REDACTED]	[REDACTED]	68476878AA
IPC	Instrument Panel Cluster	CAN-C	68434960AE	[REDACTED]	[REDACTED]	68434960AE
PTS	Parktronic	CAN C	68485862AA	[REDACTED]	[REDACTED]	68485862AA
SCCM	Steering Column Control Module	CAN-C	68360889AD	[REDACTED]	[REDACTED]	68360889AD

BCM	Body Controller	CAN C	68491085AG		68491085AG
ACC	Adaptive Cruise Control	CAN-C	68540436AA		68540436AA
RADIO	Radio	CAN I	68465292AC		68465292AC
OCM	Occupant Classification	CAN-C	68403127AA		68403127AA
HVACR	Heat, Ventilation and A/C Rear	CAN I	68373079AB		68373079AB
LBSS	Left Blind Spot Sensor	CAN I	04672786AB		04672786AB
RBSS	Right Blind Spot Sensor	CAN-I	04672786AB		04672786AB
FFCM	Forward Facing Camera Module	CAN C	68493395AA		68493395AA
APM	Accessory Power Module	CAN-C	05185046AB		05185046AB
BPCM	Battery Pack Control Module	CAN C	05193183AD		05193183AD
HCP	Hybrid Control Processor	CAN-C	05185116AK		05185116AK
OBCM	On Board Charging Module	CAN-C	05185047AE		05185047AE
MSMP	Memory Seat Module Passenger	CAN I	68321862AC		68321862AC
DSM	Display Screen Module	CAN-I	68438382AF		68438382AF
RCCC	Rear Cabin Comfort Controls	CAN I	6WL30PD2AA		6WL30PD2AA
CVPM	Central vision processing module	CAN-I	56029920AB		56029920AB
EAC	Electric A/C Compressor	CAN-C	68237995AG		68237995AG
AHCP	Auxiliary Hybrid Control Processor	CAN C	05185117AK		05185117AK
EBBM	Electronic Brake Booster Module	CAN-C	68461813AB		68461813AB
ABS0	Anti Lock Brakes OBD	CAN C	68471122AD		68471122AD
SGW	Security Gateway Module	CAN-C	68488429AB		68488429AB
TBM2	Telematic Box Module 2	CAN-C	68444865AJ		68444865AJ

ECU SUMMARY INFO (CONT...)

ECU	COUNTRY CODE	HARDWARE VERSION	SOFTWARE VERSION	IDENT	SERIAL NUMBER	CVNS
PCM	USA	1B 47	75 02 00	4422	T00EP3130J8LUT	7DC2E312
PLGM	USA	0	9206	000200000031	T0015315000566	
ICS	USA	0F 0C 00	13 31 01	4700	T307020110	
RFH	USA / USA	10 17 00	13 26 00	4A00	T04Z23080P0074	

ESM	USA / USA	0F 24 00	12 28 FF	4402	
ORC	USA / USA	12 1A 00	13 2E 00	4301	
EPS	USA / USA	12 2A 00	12 1E 01	4502	
HVAC	USA	0E 09 00	14 2F 01	4401	
DDM	USA	11 07 00	14 07 00	4202	
PDM	USA	11 07 00	14 07 00	4202	
DMRL	USA / USA	10 0B 00	14 08 00	4201	
DMRR	USA / USA	10 0B 00	14 08 00	4201	
PSDML	USA / USA	10 17 00	14 10 12	4001	
PSDMR	USA / USA	10 17 00	14 10 12	4001	
MSM	USA	0F 2B 00	10 27 03	4101	
CSWM	USA	11 2A 00	14 25 00	4302	
AMP	USA	18 2E 01	13 15 00	4030	
IPC	USA / USA	12 06 00	14 2B 00	4705	
PTS	USA	0E 32 00	14 07 00	4311	
SCCM	USA	13 28 00	13 29 00	4301	
BCM	USA	0D 11 00	14 26 90	4420	
ACC	USA / USA	14 12 01	14 26 01	4400	
RADIO		65	5175	000200000008	
OCM	USA / USA	11 1F 01	0E 2F 02	4030	
HVACR	USA	0E 09 00	10 03 02	4301	
LBSS	USA / USA	11 30 02	12 0D 00	4202	
RBSS	USA / USA	11 30 02	12 0D 00	4202	
FFCM	USA / USA	11 06 00	13 1E 00	4102	
APM	USA / USA	11 32 00	11 32 00	4001	
BPCM		0E 03 00	14 1A 00	4005	FOC1430E
HCP	USA	11 1F 04	0F 2D 00	4006	7F381A76 E311BD90 050DC953
OBCM	USA	0F 0D 00	12 02 00	4002	
MSMP	USA	0F 2B 00	10 27 03	4001	
DSM	USA / USA	14 0C 00	15 06 00	4300	
RCCC	USA	0F 1D 00	13 04 00	4000	
CVPM	USA / USA	11 27 01	14 0C 01	4004	
EAC	USA	0E 34 00	12 0F 00	4102	
AHCP	USA	11 1F 04	0F 2D 00	4000	
EBBM	USA	0E 19 02	14 0D 18	4000	E5898FA5
ABSO	USA	0E 15 02	14 1B 26	4201	4F158D1B
SGW		5	969	4103	
TBM2	USA	13 0E 02	15 0E 60	4104	

DTC SUMMARY

ECU	DTC CODE	DTC DESCRIPTION	STATUS

RFH	C1501 31	Tire Pressure Sensor 1 No Signal	Stored
RFH	B1A11-00	RKE fob 2 Battery Low-	Active
IPC	U1489 00	Implausible Data Received From RF Hub	Stored
HCP	P0A43-00	Drive Motor "A" Position Sensor Circuit Intermittent-	Stored

ENVIRONMENTAL DATA SUMMARY

RFH | C1501-31 | Stored | Tire Pressure Sensor 1-No Signal

NAME	VALUE	UNITS
Test Failed	False	
Test Failed This Operation Cycle	False	
Pending DTC	False	
Confirmed DTC	True	
Test Not Completed Since Last Clear	False	
Test Failed Since Last Clear	False	
Test Not Completed This Operation Cycle	False	
Warning Indicator Requested	False	
DTC Extended Data Record Number - All	01	
Occurrence flag	Error	
Original Odometer Value	32848	miles
Most Recent Odometer Value	33236	miles
Frequency Counter	10	
Ignition Cycle Counter	19	

RFH | B1A11-00 | Active | RKE fob 2 Battery Low-

NAME	VALUE	UNITS
Test Failed	True	
Test Failed This Operation Cycle	False	
Pending DTC	False	
Confirmed DTC	True	
Test Not Completed Since Last Clear	False	
Test Failed Since Last Clear	False	
Test Not Completed This Operation Cycle	True	
Warning Indicator Requested	False	
DTC Extended Data Record Number - All	01	
Occurrence flag	Error	
Original Odometer Value	32828	miles
Most Recent Odometer Value	32828	miles
Frequency Counter	1	
Ignition Cycle Counter	0	

IPC | U1489-00 | Stored | Implausible Data Received From RF Hub-

NAME	VALUE	UNITS

Test Failed	False	
Test Failed This Operation Cycle	False	
Pending DTC	False	
Confirmed DTC	True	
Test Not Completed Since Last Clear	False	
Test Failed Since Last Clear	True	
Test Not Completed This Operation Cycle	False	
Warning Indicator Requested	False	
DTC Extended Data Record Number All	FF	
Occurrence flag	Occurrence	
Original Odometer Value	32848	miles
Most Recent Odometer Value	33236	miles
Frequency Counter	105	
Ignition Cycle Counter	20	

HCP | POA43-00 | Stored | Drive Motor "A" Position Sensor Circuit Intermittent-

NAME	VALUE	UNITS
DTC	0A 43 00	
Test Failed	False	
Test Failed This Operation Cycle	False	
Pending DTC	False	
Confirmed DTC	True	
Test Not Completed Since Last Clear	False	
Test Failed Since Last Clear	True	
Test Not Completed This Operation Cycle	False	
Warning Indicator Requested	False	
Occurrence flag	Occurrence	
Original Odometer Value	32993.8	miles
Most Recent Odometer Value	33244.2	miles
Frequency Counter	5	
Ignition Cycle Counter	2	
Real time clock	99685088	sec
RAM stamps keyOn	345	sec
RAM Stamps	429768	Min
Accelerator Pedal Position	0	%
Brake Switch Status	Not Applied	
PHEV Charging Status	No Charging	
Engine Speed	366	rpm
HV Battery SOC	49	%
Ignition State	Reserved	
PRND Position Display	D	
Propulsion System Active	True	

Vehicle Speed	78.3462	MPH
Motor A Temp Sensor	142	°F
Motor B Temp Sensor	136	°F
Barometric Pressure	12	PSI
Engine Coolant Temperature	178	°F
Motor A Resolver Offset Learn Erase	not requested	
Motor A Resolver Offset Learning Status Flag	Applied	
Motor B Resolver Offset Learning Status Flag	Applied	
Motor A Resolver Angle Offset	2.40	Degree
Motor B Resolver Angle Offset	4.00	Degree
Motor A Resolver Supply Voltage Value	15.75	Volts
Motor B Resolver Supply Voltage Value	15.75	Volts
Motor A Resolver to Digital Low Level Driver Faults	No fault	
Motor B Resolver to Digital Low Level Driver Faults	No fault	
Battery Feed Voltage 2 Sense	14.688	Volts
Internal EPS Voltage Sense A	8.208	Volts
Internal EPS Voltage Sense B	8.136	Volts
Actual Torque Motor A	0.000	Ft Lbs
Actual Torque - Motor B	6.176	Ft-Lbs
Available Motor Torque Motor A	0.000	Ft Lbs
Available Motor Torque - Motor B	72.364	Ft-Lbs
Available Regen Torque - Motor A	0.000	Ft-Lbs
Available Regen Torque Motor B	72.364	Ft Lbs
Commanded Torque - Motor A	0.000	Ft-Lbs
Commanded Torque Motor B	4.886	Ft Lbs
Electric Motor A Speed	-9217.0	rpm
Electric Motor B Speed	8742.0	rpm
Battery Feed Voltage 1 Sense	14.688	Volts
Battery Feed Voltage 3 Sense	14.616	Volts
Hybrid System State	Propulsion System Active	
Motor A - Inverter Current - phase A	0	AMP
Motor A Inverter Current phase B	4	AMP
Motor A Inverter Current phase C	4	AMP
Motor B - Inverter Current - phase A	52	AMP
Motor B Inverter Current phase B	20	AMP
Motor B - Inverter Current - phase C	-40	AMP
Outside Air Temperature	32.0	°F
HCP ePT Wake Up Output	On	
CBC Wake-Up Input	Off	
EPT LOC Diag Enable	Enable LOC Diagnostic	
HV Contactor Status	Closed	
HV Battery Voltage from BPCM	334.90	Volts

PIM DC Link Voltage A	336	Volts
PIM DC Link Voltage - B	334	Volts
Inverter A IGBT Temperature for phase A	55	°F
Inverter A IGBT Temperature for phase B	52	°F
Inverter A IGBT Temperature for phase C	54	°F
Inverter B IGBT Temperature for phase A	55	°F
Inverter B IGBT Temperature for phase B	54	°F
Inverter B IGBT Temperature for phase C	57	°F
APM Status	Buck CV	
Impact Event	False	
HCP System Shutdown Command	Default	
Distance Travelled with Light ON	9	miles
Motor A Torque	0.000	Ft Lbs
Motor B Torque	6.176	Ft-Lbs
OBCM Operating Mode	UTC	
J1772 Prox Detected State	Prox Out	
HV Battery Sleep Time	0	Days
Motor B Resolver Offset Learn Erase	not requested	
GPS Date - Year	2024	Year
GPS Date Month	1	
GPS Date - Day	21	Days
UTC Time - Hours	13	Hours
UTC Time Minutes	24	
UTC Time - Seconds	0	seconds
ECU Time Milliseconds	325	ms

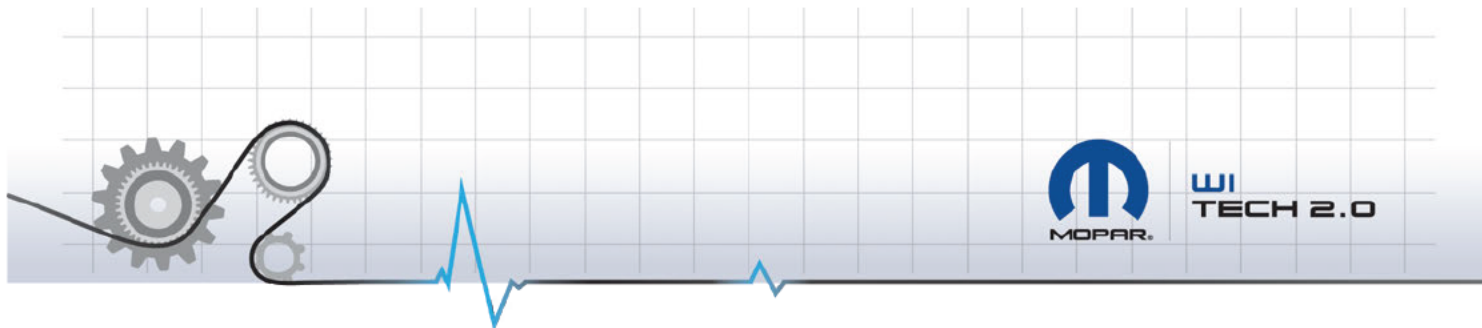
SNAPSHOT DATA SUMMARY

No Snapshot Data available for C1501-31

No Snapshot Data available for B1A11 00

No Snapshot Data available for U1489 00

No Snapshot Data available for P0A43-00



CONFIGURATION REPORT

Vehicle 2021 CHRYSLER PACIFICA (PHEV) 3.6L V6 HYBRID ENGINE
VIN [REDACTED]

Odometer 28360.6 miles
Publication Date Oct 18, 2023, 7:51:08 AM

ECU SUMMARY INFO

ECU	NAME	BUS TYPE	FLASH PART #	CURRENT VIN	ORIGINAL VIN	PART #
PCM	Powertrain Control Module	CAN-C	68499122AF	[REDACTED]	[REDACTED]	68499122AF
PLGM	Power Liftgate	CAN-I	68466171AI	[REDACTED]	[REDACTED]	68466171AI
ICS	Integrated Center Stack	CAN-I	7AS341X8AA	[REDACTED]	[REDACTED]	7AS341X8AA
RFH	Radio Frequency Hub	CAN-C	68500152AA	[REDACTED]	[REDACTED]	68500152AA
ESM	Electronic Shifter	CAN-C	68240089AN	[REDACTED]	[REDACTED]	68240089AN
ORC	Occupant Restraint	CAN-C	68480710AC	[REDACTED]	[REDACTED]	68480710AC
EPS	Electric Power Steering	CAN-C	68460392AA	[REDACTED]	[REDACTED]	68460392AA
HVAC	Heat, Ventilation and A/C	CAN-I	68493454AE	[REDACTED]	[REDACTED]	68493454AE
DDM	Driver Door Module	CAN-I	68496463AB	[REDACTED]	[REDACTED]	68496463AB
PDM	Passenger Door Module	CAN-I	68496462AB	[REDACTED]	[REDACTED]	68496462AB
DMRL	Door Module Rear Left	CAN-I	68508894AB	[REDACTED]	[REDACTED]	68508894AB
DMRR	Door Module Rear Right	CAN-I	68508894AB	[REDACTED]	[REDACTED]	68508894AB
PSDML	Power Sliding Doors (Left)	CAN-I	68369596AD	[REDACTED]	[REDACTED]	68369596AD
PSDMR	Power Sliding Doors (Right)	CAN-I	68369596AD	[REDACTED]	[REDACTED]	68369596AD
MSM	Memory Seat Module	CAN-I	68321862AC	[REDACTED]	[REDACTED]	68321862AC
CSWM	Comfort Seat Wheel Module	CAN-I	68517011AB	[REDACTED]	[REDACTED]	68517011AB
AMP	Amplifier	CAN-I	68476878AA	[REDACTED]	[REDACTED]	68476878AA
IPC	Instrument Panel Cluster	CAN-C	68434960AE	[REDACTED]	[REDACTED]	68434960AE
PTS	Parktronics	CAN-C	68485862AB	[REDACTED]	[REDACTED]	68485862AB
SCCM	Steering Column Control Module	CAN-C	68531525AA	[REDACTED]	[REDACTED]	68531525AA
BCM	Body Controller	CAN-C	68491085AH	[REDACTED]	[REDACTED]	68491085AH

ACC	Adaptive Cruise Control	CAN-C	68540436AB		68540436AB
RADIO	Radio	CAN-I	68465292AE		68465292AE
OCM	Occupant Classification	CAN-C	68403127AA		68403127AA
HVACR	Heat, Ventilation and A/C Rear	CAN-I	68373079AB		68373079AB
LBSS	Left Blind Spot Sensor	CAN-I	04672786AC		04672786AC
RBSS	Right Blind Spot Sensor	CAN-I	04672786AC		04672786AC
FFCM	Forward Facing Camera Module	CAN-C	68493395AA		68493395AA
APM	Accessory Power Module	CAN-C	05185046AB		05185046AB
BPCM	Battery Pack Control Module	CAN-C	05193183AF		05193183AF
HCP	Hybrid Control Processor	CAN-C	05185116AK		05185116AK
OBCM	On Board Charging Module	CAN-C	05185047AE		05185047AE
MSMP	Memory Seat Module - Passenger	CAN-I	68321862AC		68321862AC
DSM	Display Screen Module	CAN-I	68438382AF		68438382AF
RCCC	Rear Cabin Comfort Controls	CAN-I	6WL30DX9AA		6WL30DX9AA
CVPM	Central vision processing module	CAN-I	56029920AB		56029920AB
EAC	Electric A/C Compressor	CAN-C	68237995AG		68237995AG
AHCP	Auxiliary Hybrid Control Processor	CAN-C	05185117AK		05185117AK
EBBM	Electronic Brake Booster Module	CAN-C	68461813AB		68461813AB
ABSO	Anti Lock Brakes OBD	CAN-C	68471122AD		68471122AD
SGW	Security Gateway Module	CAN-C	68488429AB		68488429AB
TBM2	Telematic Box Module 2	CAN-C	68444865AJ		68444865AJ

ECU SUMMARY INFO (CONT...)

ECU	COUNTRY CODE	HARDWARE VERSION	SOFTWARE VERSION	IDENT	SERIAL NUMBER	CVNS
PCM	USA	1B 47	75 02 00	4422		7DC2E312
PLGM	USA	0	5084	000200000031		
ICS	USA	0F 0C 00	13 31 01	4700		
RFH	USA / USA	10 17 00	13 26 00	4A00		
ESM	USA / USA	13 02 00	14 23 FF	4402		
ORC	USA / USA	12 1A 00	13 2E 00	4301		
EPS	USA / USA	12 2A 00	12 1E 01	4502		

HVAC	USA	0E 09 00	14 2F 01	4401	
DDM	USA	11 07 00	14 07 00	4202	
PDM	USA	11 07 00	14 07 00	4202	
DMRL	USA / USA	10 0B 00	14 08 00	4201	
DMRR	USA / USA	10 0B 00	14 08 00	4201	
PSDML	USA / USA	10 17 00	14 10 12	4001	
PSDMR	USA / USA	10 17 00	14 10 12	4001	
MSM	USA	0F 2B 00	10 27 03	4101	
CSWM	USA	11 2A 00	14 25 00	4302	
AMP	USA	18 2E 01	13 15 00	4030	
IPC	USA / USA	12 06 00	14 2B 00	4705	
PTS	USA	0E 32 00	15 05 00	4311	
SCCM	USA	13 28 00	13 29 00	4301	
BCM	USA	0D 11 00	16 09 90	4420	
ACC	USA / USA	14 2A 01	15 13 01	4400	
RADIO		65	5671	000200000008	
OCM	USA / USA	11 1F 01	0E 2F 02	4030	
HVACR	USA	0E 09 00	10 03 02	4301	
LBSS	USA / USA	11 30 02	15 08 00	4202	
RBSS	USA / USA	11 30 02	15 08 00	4202	
FFCM	USA / USA	11 06 00	13 1E 00	4102	
APM	USA / USA	11 32 00	11 32 00	4001	
BPCM		0E 03 00	15 07 00	4005	ECDEAC18
HCP	USA	11 1F 04	0F 2D 00	4006	7F381A76 E311BD90 050DC953
OBCM	USA	0F 0D 00	12 02 00	4002	
MSMP	USA	0F 2B 00	10 27 03	4001	
DSM	USA / USA	14 0C 00	15 06 00	4300	
RCCC	USA	0F 1D 00	13 04 00	4000	
CVPM	USA / USA	11 27 01	14 0C 01	4004	
EAC	USA	0E 34 00	12 0F 00	4102	
AHCP	USA	11 1F 04	0F 2D 00	4000	
EBBM	USA	0E 19 02	14 0D 18	4000	E5898FA5
ABSO	USA	0E 15 02	14 1B 26	4201	4F158D1B
SGW		5	969	4103	
TBM2	USA	13 0E 02	15 0E 60	4104	

CONFIGURATION

PCM CONFIGURATION

NAME	VALUE	UNITS
AC Equipped	False	
AC Equipped Over Bus	False	
Power Steering Switch Equipped	False	
4 Button Integrated Cruise Control	False	

EMAT (Getrag DCT transmission) Equipped	False	
Vehicle Speed Sensor #1 Calculated from CAN	False	
Police Package Equipped	False	
Unleaded Gasoline Fuel	True	
Unleaded diesel fuel	False	
6.4 Liter V8 Engine	False	
4 Speed Automatic Transmission Equipped	False	
Electronic Automatic Transmission (EATX) Equipped	False	
Vehicle Speed Sensor #1 Calculated by ECU	False	
4.7 Liter V8 Engine	False	
5.7 Liter V8 Engine	False	
6.1 Liter V8 Engine	False	
Sensorless FFV Enabled	False	
Electronic Throttle Control Equipped	True	
3.6 Liter V6 Engine	True	
4.0 Liter I6 Engine	False	
3.8 Liter V6 Engine	False	
3.7 Liter V6 Engine	False	
3.5 Liter V6 Engine	False	
3.3 Liter V6 Engine	False	
3.2 Liter V6 Engine	False	
2.7 Liter V6 Engine	False	
MTV Solenoid Equipped	False	
MDS Equipped	False	
Turbocharger Equipped	False	
SRV Equipped	False	
Secondary Air Equipped	False	
Shift Indicator Lamp Equipped	False	
Barometric Sensor Equipped	False	
TIP Equipped	False	
Battery Temp Sensor Equipped	False	
Knock Sensor 1 Equipped	True	
Knock Sensor 2 Equipped	True	
WI4 Variable Valve Timing Equipped	True	
Clutch Interlock Switch Equipped	False	
ESIM Equipped	False	
Linear Purge Equipped	False	
Linear EGR Equipped	False	
Continuous Variable Transmission Equipped	False	
Direct Injection Equipped	False	
Secondary Fuel Pump Equipped	False	
Electronic Coolant Pump Equipped	False	
O2 Sensor Bank 1 Sensor 1 Equipped	True	
O2 Sensor Bank 1 Sensor 2 Equipped	True	

O2 Sensor Bank 1 Sensor 3 Equipped	False	
O2 Sensor Bank 2 Sensor 1 Equipped	True	
O2 Sensor Bank 2 Sensor 2 Equipped	True	
Variable Displacement AC Equipped	False	
Fixed displacement AC Equipped	True	
WI4 Intake Flow Control Valve Equipped	False	
Electric Coolant Valve Equipped	False	
Engine Oil Heater Cooler Equipped	True	
Transmission Oil Heater Equipped	False	
Electric Water Pump Equipped	False	
Rear Heater Equipped	False	
Starter Relay 2 Equipped	False	
Inrush Current Reduction Relay Equipped	False	
Active Grille Shutter Equipped	True	
Electronic Vacuum Pump Equipped	False	
Wide Range O2 Sensor 1/1 Equipped	False	
Wide Range O2 Sensor 2/1 Equipped	False	
MultiAir Equipped	False	
Engine Stop Start Equipped	False	
Viscosity Sensor Equipped	False	
Duty Cycle Purge Valve Equipped	True	
Electric Thermostat Heater Equipped	False	
Exhaust Cam 1 Equipped	True	
Intake Cam 1 Equipped	True	
1.8 Liter WI4 engine	False	
2.0 Liter WI4 engine	False	
2.4 Liter WI4 engine	False	
3.0 Liter V6 Engine	False	
Tumble Generator Valve Equipped	False	
Hybrid Electric Vehicle Equipped	True	
Auxiliary Heater Electric Water Pump Equipped	False	
Dual Speed Fuel Pump Equipped	False	
Exhaust Cam 2 Equipped	True	
Intake Cam 2 Equipped	True	
1 Speed Fan Mechanical Relay System Equipped	False	
2 Speed Fan Mechanical Relay System Equipped	False	
2 Speed Fan PWM Relay System Equipped	False	
Linear PWM Fan Relay System Equipped	False	
PWM Fan Motor System Equipped	True	
3 Speed Fan Mechanical Relay System Equipped	False	
Fan Wake Up Relay System Equipped	False	
2 Speed Fan 3 Driver 3 Relay System Equipped	False	
40TE / 41TE / 41TEA	False	
42RLE	False	

45RFE / 545RFE / 65RFE	False	
62TE	False	
66RFE / 68RFE	False	
VLP Is Learnable Indicator	False	
VLP Equipped Indicator	False	
VFS Actuators Available Indicator	False	
ERS Equipped Indicator	False	
Engine Software In Package	True	
Transmission Software Included	False	
ICC Cruise Equipped	False	
ETC Cruise equipped	False	
Adaptive Cruise Control Equipped	True	
A/C Equipped	True	
Adaptive Cruise Control Hardware Equipped	False	
DUAL_ALTERNATOR_GEN1_LEARNEDCOPY	False	
TOOLCONFIG_OIL_PRESS_ABS_EQUIPPED	True	
GPEC2 Equipped	False	
GPEC2A Equipped	True	
GPEC3 Equipped	False	
Cummins Equipped	False	
GPEC4 Equipped	False	
VMM Equipped	False	
Powernet Equipped	True	
CUSW (11-Bit) Equipped	False	
Fiat 940 Compact Equipped	False	
Next Gen Bus Equipped	False	
Constant Heater Temperature Control Valve Equipped	False	
High Side Port Tumble Valve Equipped	False	
CMCV H-Bridge Equipped	False	
Turbine Volute Valve Actuator Equipped	False	
Wastegate H-Bridge Equipped	False	
Active Exhaust Valve Equipped	False	
Active Exhaust Pressure Sensor Equipped	False	
Engine Idle Shutoff Equipped	False	
Aisin 6-Speed RWD Transmission Equipped	False	
Cooled EGR Equipped	False	
Supercharger Equipped	False	
Low Temperature Radiator Coolant Pump Equipped	False	
Mechanical Coolant Pump Heater Equipped	False	
Auxiliary Coolant Pump Heater Equipped	False	
Compressed Natural Gas Equipped	False	
CUSW PROXI Write Programming Support Enabled	False	
Active Engine Mount Equipped	False	
ZF 9-Speed Transmission Equipped	False	

HPT 6-Speed Transmission Equipped	False	
Variable Speed Fuel Pump Equipped	True	
Operator Idle Speed Request Equipped	False	
PTO System Equipped	False	
Air Shutoff Valve Bank 1 Control Solenoid 1 Equipped	False	
Air Shutoff Valve Bank 1 Control Solenoid 2 Equipped	False	
Air Shutoff Valve Bank 2 Control Solenoid 2 Equipped	False	
Dual Stage Oil Pump Equipped	True	
Auxiliary Coolant Pump Equipped	False	
Trans Skip Shift Equipped	False	
Trans Reverse Lockout Equipped	False	
Port Flap Valve Equipped	False	
Brushless PWM Fan Equipped	NOT_FAN_PWM_BOSCH_BRUSHLESS_CNFG	
6.2 Liter V8 Engine	False	
Primary Lin Alternator Equipped	False	
Coolant On-Off Pump Equipped	False	
Oil Pressure Sensor Enabled	True	
Fiat VIN Learning Strategy Equipped	False	
Dual Fuel Tank Equipped	False	
Yaw Rate Sensor ESC Equipped	False	
1.0 Liter I3 Engine	False	
Coolant On-Off Valve Equipped	False	
Buffered Crank Output for ANC (Active Noise Cancellation) Equipped	True	
Buffered Crank Output for PHEV Engine Pulse Calculation Equipped	True	
Throttle Inlet Temp Sensor Equipped	False	
Humidity, Temperature and Pressure Sensor (LIN) Equipped	False	
Dual Fuel Pressure Sensor Equipped	False	
Brake Pedal Sensor Equipped	False	
Dual Fuel Tank Equipped	False	
PTO System Equipped	False	
Low Temp Radiator Coolant Pump Equipped	False	
Engine Idle Shutoff Equipped	False	
A/C Relay Powered from Engine Switched Battery	False	
CNG Large Gas Tank Equipped	False	
Cooled EGR Equipped	False	
Supercharger Equipped	False	
Hybrid MEC Shifter Equipped	False	
Dual Alternator Gen1 Capable	False	
Auxillary Coolant Pump Equipped	False	
ZF 9-Speed Trans Equipped	False	
HPT 6-Speed Trans Equipped	False	
CUSW 4-Button Cruise Equipped	False	
Power Steering Angle Sensor Mandatory	False	
Throttle Inlet Temp Sensor Equipped	False	

LIN Humidity, Temp, and Pressure Sensor Equipped	False	
Dual Fuel Pressure Sensor Equipped	False	
Brake Pedal Sensor Equipped	False	
Clutch Sensor Equipped	False	
SWAP HARDWIRED BRAKE SWITCH INPUTS	False	
Mass Airflow System Equipped	False	
Bi-Directional Crank Sensor Equipped	True	
5 Button Cruise (LIN) Equipped	True	
Operator Idle Speed Request Equipped	False	
INTAKE O2 SENSOR EQUIPPED	False	
Cylinder Pressure Sensor Equipped	False	
Make Up Air Sensor Equipped	False	
Active Exhaust Pressure Sensor Equipped	False	
Secondary Mass Airflow Sensor Equipped	False	
1.0 Liter I3 Engine	False	
2.0 Liter I4 Direct Injection Engine	False	
Variable Valve Lift Equipped	Not Equipped	
Coolant On-Off Pump Equipped	Not Equipped	
Primary Lin Alternator Equipped	Not Equipped	
Electronic Parking Brake Equipped	True	
Active Exhaust Valve(s) Equipped	False	
Mechanical Coolant Pump Equipped	False	
Aux Coolant Pump Heater Equipped	False	
Heater Temp Control Valve Equipped	False	
High Side Port Tumble Valve Equipped	False	
Wastegate HBridge Equipped	False	
Remote Start Present	Present	
Engine Oil Pressure Sensor Type	255	None

ICS CONFIGURATION

NAME	VALUE	UNITS
Display Type (Base)	True	
Display Type (Mid)	False	
Display Type (High)	False	

RFH CONFIGURATION

NAME	VALUE	UNITS
PIN Successfully Programmed	Yes	
VIN Successfully Programmed	Yes	
Valid Key In Ignition	Yes	
KeySense Configuration	False	
Keyless Go	True	
Ignition system type connected	KIN system	
TPM Auto-Locate Enabled	True	

e-shifter present	True	
Auto Park Present	True	
Secret Codes Programmed	True	
Passive Entry	True	
Premium TPM	True	
Base TPM	False	
RKE	True	
Module Configuration Status	True	
Remote Start Present	True	
Hybrid Type	PHEV	
\$0214 Programmed by	Programmed by Supplier EOL	
Hardware Configuration: Remote Start Antenna	Present	
Hardware Configuration: Front Left Door Handle H/W	Serial AP	
Hardware Configuration: Front Right Door Handle H/W	Serial AP	
Hardware Configuration: Rear Left Door Handle H/W	No AP	
Hardware Configuration: Rear Right Door Handle H/W	No AP	
Hardware Configuration: Trunk Door Handle H/W	Simple Switch AP	
RFHub Locked	RFHUB Locked after IAC write	
Fob Location #1 Successfully Programmed	Yes	
Fob Location #2 Successfully Programmed	Yes	
Fob Location #3 Successfully Programmed	No	
Fob Location #4 Successfully Programmed	No	
Fob Location #5 Successfully Programmed	No	
Fob Location #6 Successfully Programmed	No	
Fob Location #7 Successfully Programmed	No	
Fob Location #8 Successfully Programmed	No	
Fob Location #1 Key sense status	Fob is NOT Key Sense	
Fob Location #2 Key sense status	Fob is NOT Key Sense	
Fob Location #3 Key sense status	Fob is NOT Key Sense	
Fob Location #4 Key sense status	Fob is NOT Key Sense	
Fob Location #5 Key sense status	Fob is NOT Key Sense	
Fob Location #6 Key sense status	Fob is NOT Key Sense	
Fob Location #7 Key sense status	Fob is NOT Key Sense	
Fob Location #8 Key sense status	Fob is NOT Key Sense	
Back Up Vehicle Config 1	True	
Back Up Vehicle Config 2	True	
Back Up Vehicle Config 3	True	
Back Up Vehicle Config 4	True	
Back Up Vehicle Config 5	True	
Back Up Vehicle Config 6	True	
Back Up Vehicle Config 7	True	
Back Up ECU Configuration 1	True	
Back Up ECU Configuration 2	True	
Back Up ECU Configuration 3	True	

Back Up ECU Configuration 4	True	
Back Up ECU Configuration 5	True	
Back Up ECU Configuration 6	True	
Back Up ECU Configuration 7	True	
Back Up ECU Configuration 8	True	
Back Up ECU Configuration 9	True	
Back Up ECU Configuration 10	True	
Back Up ECU Configuration 11	True	
Back Up ECU Configuration 12	True	
Back Up ECU Configuration 13	True	
Back Up ECU Configuration 14	True	
Back Up ECU Configuration 15	True	
Back Up ECU Configuration 16	True	
Back Up ECU Configuration 17	True	
Back Up Customer Settings Menu 1 (CSM1)	True	
Back Up Customer Settings Menu 2 (CSM2)	True	
Back Up Programmed ECUs: Cabin Network	True	
Back Up Programmed ECUs: P/T Chassis Network	True	
Secret Key Sent to Body Controller - Most recent attempt	Yes	
Secret Key Sent to Body Controller - Original attempt	Yes	

ORC CONFIGURATION

NAME	VALUE	UNITS
Rollover Sensing	Configured	
EPPM	Not Configured	
Occupant Classification (OCM)	Configured	
First Row Driver Seatbelt Buckle Switch	Configured	
First Row Passenger Seatbelt Buckle Switch	Configured	
Second Row Left seat belt Switch	Not Configured	
Second Row Center seat belt Switch	Not Configured	
Second Row Right seat belt Switch	Not Configured	
Driver Seat Track Position Sensor	Configured	
Passenger Seat Track Position Sensor	Configured	
Passenger Occupant Detection Sensor	Not Configured	
Passenger Airbag Disable Switch	Not Configured	
Passenger Airbag Disable Indicator	Not Configured	
Driver Frontal Squib 1	Configured	
Driver Frontal Squib 2	Configured	
Driver Frontal Squib 3	Configured	
Passenger Frontal Squib 1	Configured	
Passenger Frontal Squib 2	Configured	
Passenger Frontal Squib 3	Configured	
Driver Knee Bolster Squib	Configured	
Passenger Knee Bolster Squib	Configured	

Driver Seatbelt Retractor Pretensioner	Configured	
Passenger Seatbelt Retractor Pretensioner	Configured	
Driver Seatbelt Load Limiter	Configured	
Passenger Seatbelt Load Limiter	Configured	
Driver Seatbelt Anchor Pretensioner	Configured	
Passenger Seatbelt Anchor Pretensioner	Configured	
Driver Seatbelt Buckle Pretensioner	Not Configured	
Passenger Seatbelt Buckle Pretensioner	Not Configured	
Left Curtain Squib 1	Configured	
Right Curtain Squib 1	Configured	
Left Side Seat Squib 1	Configured	
Right Side Seat Squib 1	Configured	
Second Row Left Seat Side Airbag	Not Configured	
Second Row Right Seat Side Airbag	Not Configured	
Driver Frontal Squib 4	Not Configured	
Passenger Frontal Squib 4	Not Configured	
Left Up-Front Acceleration Sensor	Configured	
Right Up-Front Acceleration Sensor	Configured	
Right B-Pillar Impact Acceleration Sensor	Configured	
Left B-Pillar Impact Acceleration Sensor	Configured	
Left C-Pillar Impact Acceleration Sensor	Configured	
Right C-Pillar Impact Acceleration Sensor	Configured	
Right D-Pillar Impact Acceleration Sensor	Configured	
Left D-Pillar Impact Acceleration Sensor	Configured	
Left Side Door Pressure Sensor	Configured	
Right Side Door Pressure Sensor	Configured	
Configuration Column Identifier	A3	

EPS CONFIGURATION

NAME	VALUE	UNITS
Stop/Start Feature Active	False	
Lane Feedback Feature Active	True	
Parallel Park Assist Feature Active	True	
Dynamic Steering Torque Feature Active	True	

HVAC CONFIGURATION

NAME	VALUE	UNITS
DualZone ATC Control (Factory) (BB)	True	
DualZone ATC Control (BB)	True	
Dual Zone MTC Control (BB)	False	
Single Zone MTC Control (BB)	False	
MTC With EBL (3Knob)	False	
MTC Without EBL (3Knob)	False	
MTC heater only (3Knob)	False	

HVAC Configuration	Dual Zone ATC + Rear	
--------------------	----------------------	--

PDM CONFIGURATION

NAME	VALUE	UNITS
Frameless Window	False	

PSDML CONFIGURATION

NAME	VALUE	UNITS
VSIM Status	False	

PSDMR CONFIGURATION

NAME	VALUE	UNITS
UPFM Status (Present = True, Absent = False)	False	

MSM CONFIGURATION

NAME	VALUE	UNITS
Adjustable Pedals	False	
Telescope/Tilt	False	

CSWM CONFIGURATION

NAME	VALUE	UNITS
Heated Steering Wheel	True	
Vehicle Line D-Series	False	
Vehicle Line R-Series	True	
Vehicle Line W-Series	False	
Vehicle Line J-Series	False	
Vehicle Line L-Series	False	
Vehicle Line M-Series	False	
Vehicle Line P-Series	False	
Vehicle Line U-Series	False	
EC - Seat A	Programmed	
EC - Seat B	Programmed	

AMP CONFIGURATION

NAME	VALUE	UNITS
ANC Calibration Date - Year	16	
ANC Calibration Date - Week	24	
ANC Calibration Date - Patch Level	0	
Current ANC Calibration ID - Service	RU PHEV 3.6L: Steel Roof & Alpine AMP	
ANC Status	Off - Window Mute	
Surround Sound Activated	Not Set	
Door Module - Left Front	Present	
Door Module - Right Front	Present	

Premuim - 1	False	
Premuim - 2	True	
Premuim - 3	False	
Non -ANC	False	
No Rear Doors	False	
No HALF Chimes	False	

IPC CONFIGURATION

NAME	VALUE	UNITS
PHEV	True	
Rear Fog Lamp	False	

PTS CONFIGURATION

NAME	VALUE	UNITS
Front License Plate Configuration	Front Plate Config - USA	
Rear System with 6 Front Sensors	True	
Front System with 6 Rear Sensors	True	

SCCM CONFIGURATION

NAME	VALUE	UNITS
Rear Wiper	True	
Tilt Telescope	False	
Paddle Shifter	False	
Cruise Control / ACC	True	

BCM CONFIGURATION

NAME	VALUE	UNITS
BCM (Interior Bus)	Set	
HSM	Set	
DDM	Set	
PDM	Set	
DMRL	Set	
DMRR	Set	
HVAC	Set	
MSM	Set	
PLGM	Set	
VTM	Not Set	
PSDML	Set	
PSDMR	Set	
FSM	Not Set	
Radio	Set	
DTV	Not Set	
ITM	Not Set	
AMP	Set	

EDM	Not Set	
ICS	Set	
HVACR	Set	
CVPM	Set	
EOMR	Set	
MSMP	Set	
VRM	Not Set	
DSM	Set	
EAM	Set	
ANC	Not Set	
AHLM	Not Set	
BCM (PT)	Set	
PCM	Set	
EPS	Set	
ESM	Set	
ABS	Not Set	
RFH	Set	
IPC	Set	
ACC	Set	
ORC	Set	
PTS	Set	
SCCM	Set	
TCM	Not Set	
OCM	Set	
FFCM	Set	
ABSO	Set	
ESL	Not Set	
HCP	Set	
EBCM	Set	
ORC	Set	
ESM	Set	
ESC	Set	
ECM	Set	
HCP	Set	
OBCM	Set	
AHCP	Set	
EAC	Set	
BPCM	Set	
APM	Set	
Number of Reprogramming Attempts - Counter #0	1	
Vehicle Configuration Programmed Status	True	
Last Programmed Status	Automatic Backup	
Last Configuration Odometer	28036	miles
Vehicle Configuration Auto Write Counter	2	

Vehicle Configuration 1 - Write Counter	0	
Vehicle Configuration 2 - Write Counter	0	
Vehicle Configuration 3 - Write Counter	0	
Vehicle Configuration 4 - Write Counter	0	
Vehicle Configuration 5 - Write Counter	0	
Vehicle Configuration 6 - Write Counter	0	
Programmed ECUs: Cabin Network	0	
Programmed ECUs: P/T Chassis Network	0	
Programmed Network Configuration - Audio / Telematics Network	0	
Programmed ECUs: Hybrid LAN Network	0	
ECU Configuration 1 (CBC Configurable Inputs and Outputs)	0	
ECU Configuration 2 (CBC Features)	0	
ECU Configuration 3	0	
ECU Configuration 4	0	
ECU Configuration 5 (Wireless)	0	
ECU Configuration 5 (Doors)	0	
ECU Configuration 5 (Memory)	0	
ECU Configuration 6 (Brake)	0	
ECU Configuration 6 (Suspension)	0	
ECU Configuration 6 (Powertrain)	0	
ECU Configuration 6 (Safety)	0	
ECU Configuration 7 (CBC Exterior Lighting Calibrations)	0	
ECU Configuration 8 (LIN and Miscellaneous)	0	
ECU Configuration 9A	0	
ECU Configuration 9 (ITM)	0	
ECU Configuration 10	0	
ECU Configuration 11	0	
ECU Configuration 12	0	
ECU Configuration 13	0	
ECU Configuration 14	0	
ECU Configuration 15 (CBC Features)	0	
ECU Configuration 15 (Suspension)	0	
Vehicle Configuration 7 - Write Counter	0	
Vehicle Config CSM1	0	
Vehicle Config CSM2	0	
Model Year	2021	
Vehicle Line	RU	
Country Code	USA	
Left/Right Hand Drive	Left Hand Drive	
Remote Start Present	Set	
Drive Configuration	2WD Front	
Emode Present	Not Set	
Auto Highbeam	Set	
Body Style	Station Wagon	

Maximum Vehicle Speed	0	MPH
Shifter Type	5 Position Rotary Eshifter PRNDL / Type RS5L	
Performance Pages Present	Not Present	
Special Packages	74	
PTS Configuration	Semi Automatic / Semi Automatic	
Hill Descent Feature Present	Not Set	
Select Speed Control Feature Present	Not Set	
Power Inverter Type	No Power Inverter	
Thatcham Present	Not Set	
Rain Sensor Present	Set	
SKIM System Present	Not Set	
Air Conditioning Present	Not Set	
Cruise Feature is Present	Not Set	
Flipper Glass Present	Not Set	
Full Size Spare	Not Set	
Off Road Capable	Not Set	
Special Packages IC	Pacifica	
Max Load Inflation Pressure Rear Tire	36.0	PSI
Max Load Inflation Pressure Front Tire	36.0	PSI
Police Lighting Feature	Not Set	
Power Right Sliding Door Present	Set	
Power Left Sliding Door Present	Set	
RKE System Present	Set	
T-Case Type	Not Present / Not Present	
Wheel Base	Wheel base not programmed / WB_NP	
FOBIK Safe Enable	Set	
ELV Present	Not Set	
Fuel Capacity	17	gallons
Window Express Feature Configuration	Front windows express only	
Adjustable Pedal Feature Present (non-Memory)	Not Set	
Auto Headlamp Feature Present	Set	
Door Alert Feature Present	Not Set	
Two Fuel Sending Units Present	Not Set	
Vehicle is an SRT	Not Set	
Disable Display of Radio Clock	Not Set	
Chassis Type	Type 8	
Display Outside Temperature Present	Set	
HVAC Configuration	Dual Zone ATC + Rear	
Vehicle Brand	Chrysler	
Display Compass Heading Present	Set	
ESCL system present	Not Set	
High Intensity Discharge Head Lamps	Set	
Secondary Lock Present	Not Set	
Liftgate/Trunk Type	Power Liftgate	

Collision Mitigation System present	Set	
Forward Collision Warning present	Set	
Base TPM system present	Not Set	
Premium TPM system present	Set	
Paddle Shift Feature Present	Not Set	
Sport Mode Present	Not Set	
Auto Park Present	Set	
Passive Entry Present	Set	
Keyless Go Present	Set	
Transfer Case High Ratio	1.000	No Unit
Axle Ratio	3.251	
Transfer Case Low Range Reduction Ratio	0.000	
Dynamic Tire Circumference (All or Rear)	89	inch
Analog Door Sensor Configuration	Driver Door Only Analog Sensor	
Air Quality System Present	Not Set	
Steering Ratio at Negative Angle 1	0.0	No Unit
Connector G Pin 9: Ambient Light Dimmer Wheel Input Present	Set	
Connector A Pin 3/Connector D Pin 2: Low Beam Output Present	Set	
Connector E Pin 29: Rear Wiper Motor Park Signal Present	Set	
Connector F Pin 9: Analog Door Ajar Signal Front Driver Present	Set	
Connector F Pin 23: Door Lock Switch Signal Front Passenger Present	Set	
Connector F Pin 29: Horn Switch Present	Set	
Connector A Pin 11: Hood Ajar Switch Input Present	Set	
Connector F Pin 8 : Liftgate Release Outside Handle Switch Present	Not Set	
Connector E Pin 5: PHEV Fuel Door Switch Input	Set	
Connector F Pin 6: Fuel Door Motor Output Signal Present	Set	
Connector D Pin 7: Stop/Turn Trailer Tow Right Output Present	Not Set	
Connector D Pin 9: Trailer Tow Backup Output Present	Not Set	
Connector D Pin 10: Trailer Tow Tail Lamp Output Present	Not Set	
Connector D Pin 11: Stop/Turn Trailer Tow Left Output Present	Not Set	
Connector D Pin 12: PHEV ECM Hardwire Wake Up Output Present	Set	
Connector E Pin 34: Vacuum Cleaner Relay Output Present	Not Set	
Connector G Pin 24 (Internally tied to Connector F Pin 7): Ambient Lighting Output	Not Set	
Connector F Pin 35: Inverter Enable Relay Output Present	Not Set	
Connector E Pin 39/Connector F Pin 5: Rear Fog Lamps Output Present	Not Set	
Connector E Pin 4/Connector F Pin 32: Rear Park Lamps Output Present	Set	
Connector E Pin 3/Connector F Pin 42: Rear Turn Lamps Output Present	Not Set	
Connector E Pin 48 (Tied internally to Connector A Pin16): Rear Wiper Motor Control Output Present	Set	
Connector E Pin 9: Run-ACC Y Relay #2 Output Present	Set	
Connector A Pin 10/Connector D Pin 5: Side Markers Output Present	Set	
Connector E Pin 8: PHEV HCP Hardwire Wakeup	Set	
Connector E Pin 42: Charge Port Lock Output Present	Set	
Connector E Pin 41: Charge Port Unlock Output Present	Set	

Connector F Pin 4: Liftgate Release Present	Not Set	
Connector G Pin 15: UGDO Feed Output Present	Set	
Connector G Pin 22: VTA Warning LED Output Present	Set	
Connector E Pin 11: Vacuum Switch Input	Not Set	
Connectro E Pin 37: Right HID Control Output Present	Not Set	
Connector E Pin 7: Left HID Relay Control Output Present	Not Set	
Connector D Pin 22/ Connector D Pin 23: Ambient Temperature Signal/Return Present	Set	
Tip Start Enabled	Set	
Dual Start Relay System Present	Not Set	
Wiper Service Position Enabled	Not Set	
Fuel Door Release Enabled	Not Present	
Trailer Tow Present	Not Set	
Quad Headlamps Enable	Set	
Horn Chirp Allowed	Set	
Bi Xenon Headlamps Enable	Not Set	
Hazard Lamp Configuration	Latching Switch	
Park Lamp Loadshed Enable	Set	
Front Fog Lamp Dropout Enable	Set	
Combined Rear Lighting Enable	Set	
Side Repeaters Enable	Not Set	
One Touch Lane Change	Set	
Exterior Light Loadshed Enable	Set	
Front Wiper Park Enable	Set	
Rear Wiper Park Enable	Set	
Reversible Washer Pump Enable	Set	
Combined Front Park/Turn Feature Enable	Not Set	
DRL Configuration	No DRL	
DRL Lamp Location	Low Beam DRL	
DRL Dropout Enable	Not Set	
Tunnel Detection	Not Set	
Fuel Door Present	Not Set	
LED Reverse Lamps Present	Not Set	
LED Stop Lamps Present	Not Set	
LED Rear Turn Lamps Present	Not Set	
LED Tail Lamps Present	Set	
LED Rear Fog Lamps Present	Not Set	
LED License Lamps Present	Set	
LED Front Turn Lamps Present	Not Set	
LED Front Fog Lamps Present	Set	
LED Dedicated DRL Present	Not Set	
LED Low Beam Lamps Present	Set	
LED High Beam Lamps Present	Set	
LED Front Park/Marker Lamps Present	Set	
Illuminated approach Enabled	Not Set	

Headlamp Wash Spray Duration (at 100 ms intervals)	1100ms	
Headlamp Wash Interval	wash cycle#11	
Headlamp Wash Shot	double	
Front Wiper Wipes After Wash	2 Wipes	
Headlamp Washer Low Fluid Shut-Off Enable	Set	
Intermittent Wiper States	4 Intermittent Wiper position Switch	
LED CHMSL Lamp Present	Set	
Rear Camera Present	Not Set	
Power Inverter Present	Not Set	
Front Park Assist Present	Set	
Front Heated Seats Present	Set	
Destination	United States of America	
Cabin Equilization Curve Number	RU Premium System - Alpine 12ch	
Heated Steering Wheel Present	Set	
Surround Sound Feature Present	Set	
Power Door Locks Present	Set	
Antenna Type	Active Primary and no secondary antenna	
Disable CD Eject	Not Set	
Microphone Tuning Parameter	Absent [Not Used]	
Microphone Configuration	2 Microphones	
Microphone Type	Peiker 300 mv	
External Port Type	AUX + USB + extra USB	
Splashscreen Type	Vehicle Brand	
Fleet Vehicle Content	Not Set	
Vehicle Variant	Undefined	
Tip Start Present	Set	
AP5 Trunk Unlock	CAN	
Airport Scenario Trunk	Not Set	
AP5 Trunk Lock	Simple Switch	
AP1 Left Front	Smart Switch	
AP2 Right Front	Smart Switch	
AP3 Left Rear	CAN	
AP4 Right Rear	CAN	
Global Up	Not Set	
Global Down	Not Set	
Sun Shade	Not Set	
Puddle Lamp Present	Not Set	
Rear Door Pre Short Drop	Not Set	
Passenger Window Lockout	Not Set	
Folding mirrors present	Not Set	
Heated Mirrors Present	Set	
Mirror turn signals present	Set	
Driver Memory Mirrors Present	Not Set	

Passenger Memory Mirror Present	Not Set	
Electro-chromatic driver mirror present	Not Set	
Electro-chromatic passenger mirror present	Not Set	
Tow Mirror Present	Not Set	
Blindspot Mirror Present	Set	
Window Motor Type	Not Set	
Window Hall Sensors Present	Not Set	
Frameless Window Present	Not Set	
Memory Adjustable Pedals Present	Not Set	
Tilt/Telescope Steering Present	Not Set	
Driver Memory Seat Present	Set	
Stow 'n Assist Present - Driver	Set	
Stow 'n Assist Present - Passenger	Set	
Rear Heated Seats Present	Not Present	
Front Vented Seats Present	Not Present	
Heated Steering Wheel Present	Present	
Heated Seat Material Type	Perforated Leather	
Heated Wheel Material Type	Full Leather	
Brake System ECU Configuration A	value 0	
ECO Mode Configuration	Remember Previous State with Ignition Key Cycle	
Dual Alternator Present	Not Set	
ODS Present	False	
Driver Kneebag Present	True	
Passenger Kneebag Present	True	
Curtain Airbags Present	True	
Tow Hooks Present	False	
Passive Ped Pro Present	False	
1st Row Seat Side Airbags Present	True	
Integrated EPP Present	False	
BUX Market	False	
Front Park/Turn Voltage	Park to Turn ratio 55 Percent	
Auto Headlamp On Threshold	3.31409	Volt
Auto Headlamp Off Threshold	2.54930	Volt
Left Low Beam Voltage Regulation	13.6 Volts	
Left High Beam Voltage Regulation	13.6 Volts	
Right Low Beam Voltage Regulation	14 Volts	
Right High Beam Voltage Regulation	13.8 Volts	
Left Front Corner Voltage	13.2 Volts	
Right Front Corner Voltage	13.4 Volts	
Left Rear Corner Voltage	14 Volts	
Right Rear Corner Voltage	14 Volts	
Alert no Reply	Set	
Alert On System Fault	Set	
Alert On Search Timeout	Set	

Panic Enable	Set	
Compass Mounting Orientation	Rightside up	
Washer Fluid Level Voltage Threshold	4.46 volts	
Fobik Safe Alerts Per Ignition Cycle	2	
IBS Present	Set	
OHC Module Present	Set	
Humidity Sensor Present	Set	
HFRM Present	Not Set	
Auto Relock Time	60	seconds
VTA System Present	VTA	
Illuminated Approach Interior Lighting Target Percentage	100(50%)	
Illuminated Approach Headlamp Target Percentage	125 (62.5%)	
Illuminated Approach Taillamp Target Percentage	125 (62.5%)	
Illuminated Approach Interior Lighting Ramp Up Time	130(2600ms)	
CRVMM Present	Set	
EVIC SWS Module Present	Set	
Compass Mounting Angle	0	Degree
IBS Activate MWU	Not Set	
Battery Types	SNA	
IBS Quiescence Current Limit	-250	mA
IBS Minimum Voltage Limit	5.0	Volts
IBS Minimal Charge Limit	10	AmpHrs
Battery Type II	22	
IBS Minimum Charge Limit	600	mA
Connector F Pin 41: Backup-Reverse lamp Left	Not Set	
Connector E Pin 1: Backup-Reverse lamp Right	Set	
Connector F Pin 5: Left Rear Fog Lamp	Output Disable	
Connector E Pin 39: Right Rear Fog Lamp	Output Disable	
Connector F Pin 42: Right Rear Turn Signal	Right Rear Turn Signal	
Connector E Pin 3: Left Rear Turn Signal	Left Rear Turn Signal	
Connector D Pin 1: Left High Beam Feed	AUX High Beam	
Connector A Pin 2: Right High Beam Feed	AUX High Beam	
Connector F Pin 25: Left Rear Turn Lamp Fault Sense	Disable	
Connector F Pin 28: Right Rear Turn Lamp Fault Sense	Disable	
Connector F Pin 27: Left Sliding Door Ajar	Left Sliding Door Ajar	
Connector F Pin 4: Liftgate Release	Trunk/Liftgate Release	
Connector F Pin 31: Right Sliding Door Ajar	Right Sliding Door Ajar	
Connector D Pin 21: Brake Fluid Level Switch	no parallel resistor	
Connector D Pin 12: PHEV ECM Hardwire Wake Up	Engine Control Module Wake up (PHEV only)	
Connector F Pin 29: Horn Switch Input	Horn Switch Input	
Connector A Pin 11: Hood Ajar Switch Signal	500 ohm series and 500 ohm parallel resistors	
Connector E Pin 7: Left HID Relay Control	Left HID Lamp Relay	
Connector E Pin 37: Right HID Relay Control	Right HID Lamp Relay	

Connector E Pin 29: Rear Wiper Motor Park Signal	Reserved	
Connector E Pin 5: E-5 PHEV Fuel Door Switch Input	PHEV Fuel Door Switch	
Stop/Start Enable Switch Present	Not Set	
Siren	Not Set	
Ultrasonics	Not Set	
Tilt	Not Set	
Connector F Pin 13: Left Sliding Door Switch Input (B-Pillar)	Left B-Pillar sliding Door Switch	
Connector F Pin 14: Right Sliding Door Switch Input (B-Pillar)	Right B-Pillar Sliding Door Switch	
Connector F Pin 15: Driver Door Lock Switch Input	Not Present	
Heatsoak Flush Time	105	Time
Engine Off Clear Time	180	Time
Connector F Pin 30: Fuel Door Lock (BUX)	Not Present	
Connector F Pin 33: Fuel Door Unlock (BUX)	Not Present	
Connector F Pin 34: Spare HSD	Not Present	
Connector F Pin 37: Vacuum Cleaner Power Saver Indicator	Not Present	
Ambient Stable Counter Limit	40	Counter
Heatsoak Speed	15	Counter
Heatsoak Set Time	15	Time
Max Engine Off Time	220	Time
CHMSL Lamp Output Disable	Not Set	
Connector E Pin 28: Secondary Door Ajar Switch Present - PIN E-28	Set	
Manual Door Locks Present	Not Set	
Connector E Pin 48 (Tied internally to Connector A Pin16): Rear Wiper Motor Control Output Present	Rear Wiper (0)	
Connector G Pin11/Connector G Pin 12: Not Used	ERS	
Rain Sensor Module #2 Present	Set	
Humidity Sensor Long Present	Set	
Auto High Beam Module Location	HaLF	
License Plate Lamp Disable	Not Set	
Connector F Pin 29: Horn Switch Present	Horn Switch Input	
Connector E Pin 39: Right Rear Turn Signal	Right Rear Turn Signal	
Connector E Pin 3: Left Rear Turn Signal	Left Rear Turn Signal	
Excess Lateral Acceleration Factor	Filter Off	
Average Last Lateral Acceleration Values	No Averaging	
Excess Longitudinal Acceleration Factor	Filter Off	
Average Last Longitudinal Acceleration Values	No Averaging	
Brake Smoothing Duration	Filter Off	
Brake Smoothing Factor	Filter Off	
Steering Smoothing Duration	Filter Off	
Steering Smoothing Factor	Filter Off	
Steering Smoothing Threshold	Filter Off	
Brake Smoothing Threshold	Filter Off	
Maximum Longitudinal Change	Filter Off	
Maximum Lateral Change	Filter Off	
Acceleration Threshold	Filter Off	

Acceleration Factor	Filter Off	
Nose Dive Threshold	Filter Off	
Nose Dive Factor	Filter Off	
Horn Chirp Duration	Short	
VTA Hood Ajar Monitoring	Not Set	
Headlamp Soak Delay	1.0 sec	
Auto High Beam ON Threshold	25 km/hr	
Auto High Beam OFF Threshold	20 km/hr	
RKE Auto-Relock Feature Enable	Not Set	
PE Auto-Relock Feature Enable	Set	
Parking Light Enable	Not Set	
Interior Lighting Night Threshold	4.45147	Volt
Interior Lighting Day Threshold	4.27498	Volt
TPMS Configuration	Logic 1 NHTSA Enable Warning	
Smart Alternator Present	Not Set	
Temperature Display Resolution	HaLF	
Sunroof Present	Not Set	
Radio Speaker Open Circuit Disable (LF)	Not Set	
Radio Speaker Open Circuit Disable (RF)	Not Set	
Radio Speaker Open Circuit Disable (LR)	Not Set	
Radio Speaker Open Circuit Disable (RR)	Not Set	
ANC Calibration Parameter Data Set	RU_PHEV_3.6L_SteelRoof_Alpine_AMP	
Surround View Camera On/Off Softkey Present	Set	
Drive Mode Version	Version 1	
Show Phone Information in Cluster	01	
Auto Dimming Mirror Hard Button Present	Set	
Automatic Crash Notification Feature Present	Undefined	
Park Assist Tuning Set	BUX Front and Rear Only	
Unlock all doors on 1st press	Not Set	
Sound Horn on Lock	Not Set	
Flash Lamps on Lock	Set	
Headlamps on with Wipers	Set	
Auto Lock	Not Set	
Auto Unlock	Not Set	
Sliding Door Alert	Not Set	
Auto Wipers	Set	
Illuminated Approach Time	30	seconds
Headlamp Delay Time	30	seconds
Accessory Delay Time	45	seconds
Daytime Running Lamps	Set	
Hands Free Sliding Door Enable	Set	
Sliding Door Chime Enable	Set	
Auto Highbeam	Set	
Sound Horn on Remote Start	Set	

Sound Horn On Lock Status	Chirp on 1st press/FIRST
Rear View Camera Static Grid Lines Enabled	Not Set
Rear View Camera Dynamic Grid Lines Enabled	Not Set

RADIO CONFIGURATION

NAME	VALUE	UNITS
Satellite Subscription Status	Not Subscribed	
Reason Code	00	
Suspend Day	00	
Suspend Month	00	
Suspend Year	00	
Distortion Limiting	Off	
Clock Defeat	On	
Stereo Blend	Off	
High Cut	Off	
Automated Loudness	Off	
Anti-Theft Enable Status	On	
12/24 Time Selection	12 Hour Time	
Front Seat Video Playback	Enabled	
Cabin EQ Curve Number Currently Used by Radio	223	events
Splash Screen	Automatic	
USB Hubs Detected	3	No Unit
SD Card Readers Detected	0	No Unit
Enumerated USB Devices	0	No Unit
Aux Jack	Not Inserted	

HVACR CONFIGURATION

NAME	VALUE	UNITS
DualZone ATC Control (Factory) (BB)	False	
DualZone ATC Control (BB)	False	
Dual Zone MTC Control (BB)	False	
Single Zone MTC Control (BB)	False	
MTC w EBL (3Knob)	False	
MTC wo EBL (3Knob)	False	
MTC heater only (3Knob)	False	

LBSS CONFIGURATION

NAME	VALUE	UNITS
Steering (LHD/RHD)	Left Hand Drive/ LHD	
Teen Key (RU variant only)	No	
CFG FEATURE	CFG_NONE	

RBSS CONFIGURATION

--	--	--

NAME	VALUE	UNITS
Steering Variant (LHD/RHD)	Left Hand Drive/ LHD	
Teen Key (RU variant only)	No	

FFCM CONFIGURATION

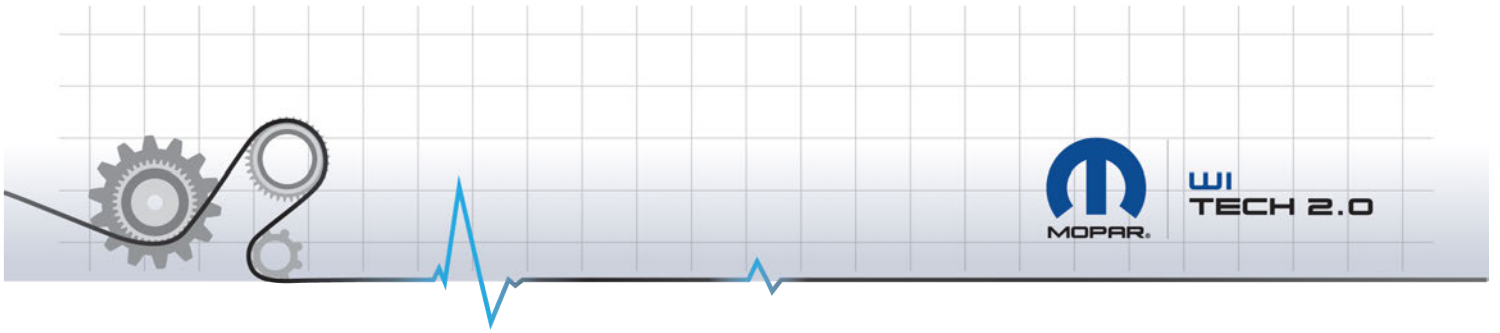
NAME	VALUE	UNITS
HIL mode Enabled	False	
Traceability info	02210858489315	
Traceability info	22210840034403	
XCP Enabled	False	

RCCC CONFIGURATION

NAME	VALUE	UNITS
DualZone ATC Control	False	
DualZone ATC Control	True	
Dual Zone MTC Control	False	
Single Zone MTC Control	False	
MTC with EBL	False	
MTC without EBL	False	
MTC Heater Only	False	

ABS0 CONFIGURATION

NAME	VALUE	UNITS
Multiple Pressure Sensors	True	
Front Directional Sensors	False	
Rear Directional Sensors	True	
Feature PIN	False	
EPB	True	
ACC	True	
Hardwired VSO	True	
Drive Configuration	2WD Front	
VC Chassis Type	Type 8	
ESC BLA Enabled	False	
Dynamic Tire Circumference	89	inch
Axle Ratio	3.251	No Unit
Engine Displacement	3.6	No Unit
PN ESC Byte1	0	
PN ESC Byte2	0	



EVENT DATA REPORT

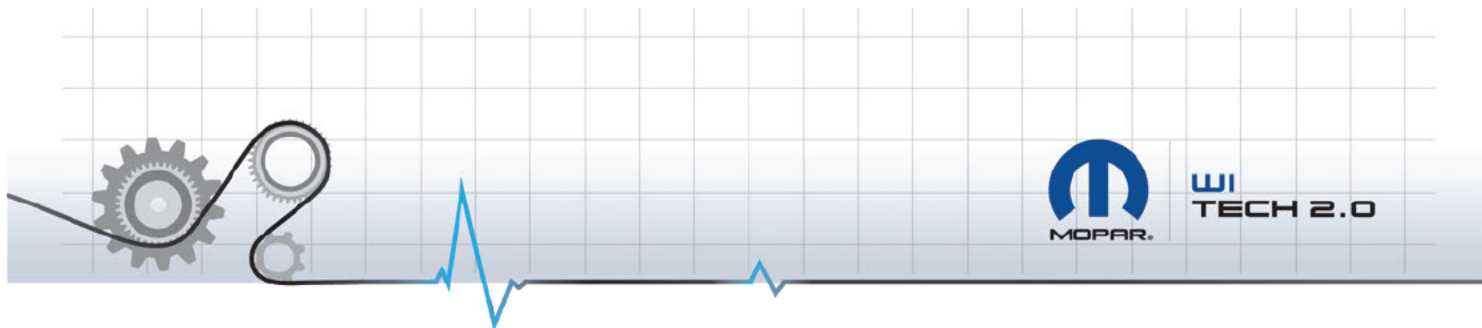
Vehicle 2021 CHRYSLER PACIFICA (PHEV) 3.6L V6 HYBRID ENGINE
VIN [REDACTED]

Odometer 28360.6 miles
Publication Date Oct 18, 2023, 8:21:15 AM

EVENT DATA

No Event Data available





VEHICLE HEALTH REPORT

Vehicle 2021 CHRYSLER PACIFICA (PHEV) 3.6L V6 HYBRID ENGINE
VIN [REDACTED]

Odometer 28360.6 miles
Publication Date Oct 18, 2023, 8:20:51 AM

ECU SUMMARY INFO

ECU	NAME	BUS TYPE	FLASH PART #	CURRENT VIN	ORIGINAL VIN	PART #
PCM	Powertrain Control Module	CAN-C	68499122AF	[REDACTED]	[REDACTED]	68499122AF
PLGM	Power Liftgate	CAN-I	68466171AI	[REDACTED]	[REDACTED]	68466171AI
ICS	Integrated Center Stack	CAN-I	7AS341X8AA	[REDACTED]	[REDACTED]	7AS341X8AA
RFH	Radio Frequency Hub	CAN-C	68500152AA	[REDACTED]	[REDACTED]	68500152AA
ESM	Electronic Shifter	CAN-C	68240089AN	[REDACTED]	[REDACTED]	68240089AN
ORC	Occupant Restraint	CAN-C	68480710AC	[REDACTED]	[REDACTED]	68480710AC
EPS	Electric Power Steering	CAN-C	68460392AA	[REDACTED]	[REDACTED]	68460392AA
HVAC	Heat, Ventilation and A/C	CAN-I	68493454AE	[REDACTED]	[REDACTED]	68493454AE
DDM	Driver Door Module	CAN-I	68496463AB	[REDACTED]	[REDACTED]	68496463AB
PDM	Passenger Door Module	CAN-I	68496462AB	[REDACTED]	[REDACTED]	68496462AB
DMRL	Door Module Rear Left	CAN-I	68508894AB	[REDACTED]	[REDACTED]	68508894AB
DMRR	Door Module Rear Right	CAN-I	68508894AB	[REDACTED]	[REDACTED]	68508894AB
PSDML	Power Sliding Doors (Left)	CAN-I	68369596AD	[REDACTED]	[REDACTED]	68369596AD
PSDMR	Power Sliding Doors (Right)	CAN-I	68369596AD	[REDACTED]	[REDACTED]	68369596AD
MSM	Memory Seat Module	CAN-I	68321862AC	[REDACTED]	[REDACTED]	68321862AC
CSWM	Comfort Seat Wheel Module	CAN-I	68517011AB	[REDACTED]	[REDACTED]	68517011AB
AMP	Amplifier	CAN-I	68476878AA	[REDACTED]	[REDACTED]	68476878AA
IPC	Instrument Panel Cluster	CAN-C	68434960AE	[REDACTED]	[REDACTED]	68434960AE
PTS	Parktronics	CAN-C	68485862AB	[REDACTED]	[REDACTED]	68485862AB
SCCM	Steering Column Control Module	CAN-C	68531525AA	[REDACTED]	[REDACTED]	68531525AA
BCM	Body Controller	CAN-C	68491085AH	[REDACTED]	[REDACTED]	68491085AH

ACC	Adaptive Cruise Control	CAN-C	68540436AB		68540436AB
RADIO	Radio	CAN-I	68465292AE		68465292AE
OCM	Occupant Classification	CAN-C	68403127AA		68403127AA
HVACR	Heat, Ventilation and A/C Rear	CAN-I	68373079AB		68373079AB
LBSS	Left Blind Spot Sensor	CAN-I	04672786AC		04672786AC
RBSS	Right Blind Spot Sensor	CAN-I	04672786AC		04672786AC
FFCM	Forward Facing Camera Module	CAN-C	68493395AA		68493395AA
APM	Accessory Power Module	CAN-C	05185046AB		05185046AB
BPCM	Battery Pack Control Module	CAN-C	05193183AF		05193183AF
HCP	Hybrid Control Processor	CAN-C	05185116AK		05185116AK
OBCM	On Board Charging Module	CAN-C	05185047AE		05185047AE
MSMP	Memory Seat Module - Passenger	CAN-I	68321862AC		68321862AC
DSM	Display Screen Module	CAN-I	68438382AF		68438382AF
RCCC	Rear Cabin Comfort Controls	CAN-I	6WL30DX9AA		6WL30DX9AA
CVPM	Central vision processing module	CAN-I	56029920AB		56029920AB
EAC	Electric A/C Compressor	CAN-C	68237995AG		68237995AG
AHCP	Auxiliary Hybrid Control Processor	CAN-C	05185117AK		05185117AK
EBBM	Electronic Brake Booster Module	CAN-C	68461813AB		68461813AB
ABSO	Anti Lock Brakes OBD	CAN-C	68471122AD		68471122AD
SGW	Security Gateway Module	CAN-C	68488429AB		68488429AB
TBM2	Telematic Box Module 2	CAN-C	68444865AJ		68444865AJ

ECU SUMMARY INFO (CONT...)

ECU	COUNTRY CODE	HARDWARE VERSION	SOFTWARE VERSION	IDENT	SERIAL NUMBER	CVNS
PCM	USA	1B 47	75 02 00	4422		7DC2E312
PLGM	USA	0	5084	000200000031		
ICS	USA	0F 0C 00	13 31 01	4700		
RFH	USA / USA	10 17 00	13 26 00	4A00		
ESM	USA / USA	13 02 00	14 23 FF	4402		
ORC	USA / USA	12 1A 00	13 2E 00	4301		
EPS	USA / USA	12 2A 00	12 1E 01	4502		

HVAC	USA	0E 09 00	14 2F 01	4401	
DDM	USA	11 07 00	14 07 00	4202	
PDM	USA	11 07 00	14 07 00	4202	
DMRL	USA / USA	10 0B 00	14 08 00	4201	
DMRR	USA / USA	10 0B 00	14 08 00	4201	
PSDML	USA / USA	10 17 00	14 10 12	4001	
PSDMR	USA / USA	10 17 00	14 10 12	4001	
MSM	USA	0F 2B 00	10 27 03	4101	
CSWM	USA	11 2A 00	14 25 00	4302	
AMP	USA	18 2E 01	13 15 00	4030	
IPC	USA / USA	12 06 00	14 2B 00	4705	
PTS	USA	0E 32 00	15 05 00	4311	
SCCM	USA	13 28 00	13 29 00	4301	
BCM	USA	0D 11 00	16 09 90	4420	
ACC	USA / USA	14 2A 01	15 13 01	4400	
RADIO		65	5671	000200000008	
OCM	USA / USA	11 1F 01	0E 2F 02	4030	
HVACR	USA	0E 09 00	10 03 02	4301	
LBSS	USA / USA	11 30 02	15 08 00	4202	
RBSS	USA / USA	11 30 02	15 08 00	4202	
FFCM	USA / USA	11 06 00	13 1E 00	4102	
APM	USA / USA	11 32 00	11 32 00	4001	
BPCM		0E 03 00	15 07 00	4005	ECDEAC18
HCP	USA	11 1F 04	0F 2D 00	4006	7F381A76 E311BD90 050DC953
OBCM	USA	0F 0D 00	12 02 00	4002	
MSMP	USA	0F 2B 00	10 27 03	4001	
DSM	USA / USA	14 0C 00	15 06 00	4300	
RCCC	USA	0F 1D 00	13 04 00	4000	
CVPM	USA / USA	11 27 01	14 0C 01	4004	
EAC	USA	0E 34 00	12 0F 00	4102	
AHCP	USA	11 1F 04	0F 2D 00	4000	
EBBM	USA	0E 19 02	14 0D 18	4000	E5898FA5
ABSO	USA	0E 15 02	14 1B 26	4201	4F158D1B
SGW		5	969	4103	
TBM2	USA	13 0E 02	15 0E 60	4104	

FLASHES

MSM | 2021 - 2022 RU MSM / MSMP NAFTA

Applicable Bulletins

NUMBER	TYPE	RSU #	DESCRIPTION
08-047-22	TSB		Flash: Memory Seat Module (MSM) and Memory Seat Module Passenger (MSMP) Updates

MSMP | 2021 - 2022 RU MSM / MSMP NAFTA

Applicable Bulletins

NUMBER	TYPE	RSU #	DESCRIPTION
08-047-22	TSB		Flash: Memory Seat Module (MSM) and Memory Seat Module Passenger (MSMP) Updates

RSUS

RSU #	DESCRIPTION	STATUS
-------	-------------	--------

RECALLS

RECALL #	DESCRIPTION	STATUS
03A	Safety Recall 03A - Loss of Motive Power	Complete
Z76	Customer Satisfaction Notification Z76 - Electric Vehicle Mode Unavailable	Complete

DTC SUMMARY

ECU	DTC CODE	DTC DESCRIPTION	STATUS
HCP	P0A43-00	Drive Motor "A" Position Sensor Circuit Intermittent-	Stored

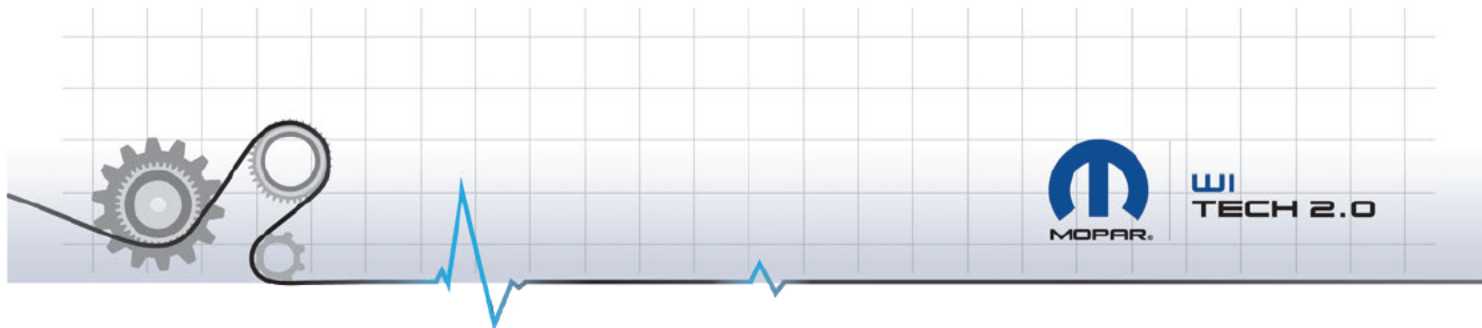
ENVIRONMENTAL DATA SUMMARY

HCP | P0A43-00 | Stored | Drive Motor "A" Position Sensor Circuit Intermittent-

NAME	VALUE	UNITS
DTC	0A 43 00	
Test Failed	False	
Test Failed This Operation Cycle	False	
Pending DTC	False	
Confirmed DTC	True	
Test Not Completed Since Last Clear	False	
Test Failed Since Last Clear	True	
Test Not Completed This Operation Cycle	False	
Warning Indicator Requested	False	
Occurrence flag	Occurrence	
Original Odometer Value	28159.3	miles
Most Recent Odometer Value	28311.5	miles
Frequency Counter	2	
Ignition Cycle Counter	0	
Real time clock	69257952	sec
RAM stamps keyOn	1620	sec
RAM Stamps	448358	Min
Accelerator Pedal Position	0	%
Brake Switch Status	Not Applied	
PHEV Charging Status	No Charging	
Engine Speed	0	rpm
HV Battery SOC	26	%
Ignition State	Reserved	
PRND Position Display	D	

Propulsion System Active	True	
Vehicle Speed	75.4481	MPH
Motor A Temp Sensor	145	°F
Motor B Temp Sensor	144	°F
Barometric Pressure	15	PSI
Engine Coolant Temperature	199	°F
Motor A Resolver Offset Learn Erase	not requested	
Motor A Resolver Offset Learning Status Flag	Applied	
Motor B Resolver Offset Learning Status Flag	Applied	
Motor A Resolver Angle Offset	2.40	Degree
Motor B Resolver Angle Offset	3.60	Degree
Motor A Resolver Supply Voltage Value	15.75	Volts
Motor B Resolver Supply Voltage Value	15.75	Volts
Motor A Resolver to Digital Low Level Driver Faults	No fault	
Motor B Resolver to Digital Low Level Driver Faults	No fault	
Battery Feed Voltage 2 Sense	14.760	Volts
Internal EPS Voltage Sense A	8.208	Volts
Internal EPS Voltage Sense B	8.136	Volts
Actual Torque - Motor A	0.000	Ft-Lbs
Actual Torque - Motor B	28.485	Ft-Lbs
Available Motor Torque - Motor A	0.000	Ft-Lbs
Available Motor Torque - Motor B	77.526	Ft-Lbs
Available Regen Torque - Motor A	0.000	Ft-Lbs
Available Regen Torque - Motor B	-77.526	Ft-Lbs
Commanded Torque - Motor A	0.000	Ft-Lbs
Commanded Torque - Motor B	26.917	Ft-Lbs
Electric Motor A Speed	-10373.0	rpm
Electric Motor B Speed	8418.5	rpm
Battery Feed Voltage 1 Sense	14.832	Volts
Battery Feed Voltage 3 Sense	14.904	Volts
Hybrid System State	Propulsion System Active	
Motor A - Inverter Current - phase A	-4	AMP
Motor A - Inverter Current - phase B	-4	AMP
Motor A - Inverter Current - phase C	0	AMP
Motor B - Inverter Current - phase A	-12	AMP
Motor B - Inverter Current - phase B	-68	AMP
Motor B - Inverter Current - phase C	72	AMP
Outside Air Temperature	60.8	°F
HCP ePT Wake-Up Output	On	
CBC Wake-Up Input	Off	
EPT LOC Diag Enable	Enable LOC Diagnostic	
HV Contactor Status	Closed	
HV Battery Voltage from BPCM	332.50	Volts
PIM DC Link Voltage - A	330	Volts

PIM DC Link Voltage - B	335	Volts
Inverter A IGBT Temperature for phase A	81	°F
Inverter A IGBT Temperature for phase B	79	°F
Inverter A IGBT Temperature for phase C	79	°F
Inverter B IGBT Temperature for phase A	77	°F
Inverter B IGBT Temperature for phase B	77	°F
Inverter B IGBT Temperature for phase C	79	°F
APM Status	Buck CV	
Impact Event	False	
HCP System Shutdown Command	Default	
Distance Travelled with Light ON	0	miles
Motor A Torque	0.000	Ft-Lbs
Motor B Torque	28.485	Ft-Lbs
OBCM Operating Mode	UTC	
J1772 Prox Detected State	Prox Out	
HV Battery Sleep Time	0	Days
Motor B Resolver Offset Learn Erase	not requested	
GPS Date - Year	2023	Year
GPS Date - Month	10	
GPS Date - Day	16	Days
UTC Time - Hours	17	Hours
UTC Time - Minutes	5	
UTC Time - Seconds	0	seconds
ECU Time - Milliseconds	94	ms



VEHICLE SCAN REPORT

Vehicle 2021 CHRYSLER PACIFICA (PHEV) 3.6L V6 HYBRID ENGINE
VIN [REDACTED]

Odometer 28360.6 miles
Publication Date Oct 18, 2023, 7:52:08 AM

ECU SUMMARY INFO

ECU	NAME	BUS TYPE	FLASH PART #	CURRENT VIN	ORIGINAL VIN	PART #
PCM	Powertrain Control Module	CAN-C	68499122AF	[REDACTED]	[REDACTED]	68499122AF
PLGM	Power Liftgate	CAN-I	68466171AI	[REDACTED]	[REDACTED]	68466171AI
ICS	Integrated Center Stack	CAN-I	7AS341X8AA	[REDACTED]	[REDACTED]	7AS341X8AA
RFH	Radio Frequency Hub	CAN-C	68500152AA	[REDACTED]	[REDACTED]	68500152AA
ESM	Electronic Shifter	CAN-C	68240089AN	[REDACTED]	[REDACTED]	68240089AN
ORC	Occupant Restraint	CAN-C	68480710AC	[REDACTED]	[REDACTED]	68480710AC
EPS	Electric Power Steering	CAN-C	68460392AA	[REDACTED]	[REDACTED]	68460392AA
HVAC	Heat, Ventilation and A/C	CAN-I	68493454AE	[REDACTED]	[REDACTED]	68493454AE
DDM	Driver Door Module	CAN-I	68496463AB	[REDACTED]	[REDACTED]	68496463AB
PDM	Passenger Door Module	CAN-I	68496462AB	[REDACTED]	[REDACTED]	68496462AB
DMRL	Door Module Rear Left	CAN-I	68508894AB	[REDACTED]	[REDACTED]	68508894AB
DMRR	Door Module Rear Right	CAN-I	68508894AB	[REDACTED]	[REDACTED]	68508894AB
PSDML	Power Sliding Doors (Left)	CAN-I	68369596AD	[REDACTED]	[REDACTED]	68369596AD
PSDMR	Power Sliding Doors (Right)	CAN-I	68369596AD	[REDACTED]	[REDACTED]	68369596AD
MSM	Memory Seat Module	CAN-I	68321862AC	[REDACTED]	[REDACTED]	68321862AC
CSWM	Comfort Seat Wheel Module	CAN-I	68517011AB	[REDACTED]	[REDACTED]	68517011AB
AMP	Amplifier	CAN-I	68476878AA	[REDACTED]	[REDACTED]	68476878AA
IPC	Instrument Panel Cluster	CAN-C	68434960AE	[REDACTED]	[REDACTED]	68434960AE
PTS	Parktronics	CAN-C	68485862AB	[REDACTED]	[REDACTED]	68485862AB
SCCM	Steering Column Control Module	CAN-C	68531525AA	[REDACTED]	[REDACTED]	68531525AA
BCM	Body Controller	CAN-C	68491085AH	[REDACTED]	[REDACTED]	68491085AH

ACC	Adaptive Cruise Control	CAN-C	68540436AB		68540436AB
RADIO	Radio	CAN-I	68465292AE		68465292AE
OCM	Occupant Classification	CAN-C	68403127AA		68403127AA
HVACR	Heat, Ventilation and A/C Rear	CAN-I	68373079AB		68373079AB
LBSS	Left Blind Spot Sensor	CAN-I	04672786AC		04672786AC
RBSS	Right Blind Spot Sensor	CAN-I	04672786AC		04672786AC
FFCM	Forward Facing Camera Module	CAN-C	68493395AA		68493395AA
APM	Accessory Power Module	CAN-C	05185046AB		05185046AB
BPCM	Battery Pack Control Module	CAN-C	05193183AF		05193183AF
HCP	Hybrid Control Processor	CAN-C	05185116AK		05185116AK
OBCM	On Board Charging Module	CAN-C	05185047AE		05185047AE
MSMP	Memory Seat Module - Passenger	CAN-I	68321862AC		68321862AC
DSM	Display Screen Module	CAN-I	68438382AF		68438382AF
RCCC	Rear Cabin Comfort Controls	CAN-I	6WL30DX9AA		6WL30DX9AA
CVPM	Central vision processing module	CAN-I	56029920AB		56029920AB
EAC	Electric A/C Compressor	CAN-C	68237995AG		68237995AG
AHCP	Auxiliary Hybrid Control Processor	CAN-C	05185117AK		05185117AK
EBBM	Electronic Brake Booster Module	CAN-C	68461813AB		68461813AB
ABSO	Anti Lock Brakes OBD	CAN-C	68471122AD		68471122AD
SGW	Security Gateway Module	CAN-C	68488429AB		68488429AB
TBM2	Telematic Box Module 2	CAN-C	68444865AJ		68444865AJ

ECU SUMMARY INFO (CONT...)

ECU	COUNTRY CODE	HARDWARE VERSION	SOFTWARE VERSION	IDENT	SERIAL NUMBER	CVNS
PCM	USA	1B 47	75 02 00	4422		7DC2E312
PLGM	USA	0	5084	000200000031		
ICS	USA	0F 0C 00	13 31 01	4700		
RFH	USA / USA	10 17 00	13 26 00	4A00		
ESM	USA / USA	13 02 00	14 23 FF	4402		
ORC	USA / USA	12 1A 00	13 2E 00	4301		
EPS	USA / USA	12 2A 00	12 1E 01	4502		

HVAC	USA	0E 09 00	14 2F 01	4401	
DDM	USA	11 07 00	14 07 00	4202	
PDM	USA	11 07 00	14 07 00	4202	
DMRL	USA / USA	10 0B 00	14 08 00	4201	
DMRR	USA / USA	10 0B 00	14 08 00	4201	
PSDML	USA / USA	10 17 00	14 10 12	4001	
PSDMR	USA / USA	10 17 00	14 10 12	4001	
MSM	USA	0F 2B 00	10 27 03	4101	
CSWM	USA	11 2A 00	14 25 00	4302	
AMP	USA	18 2E 01	13 15 00	4030	
IPC	USA / USA	12 06 00	14 2B 00	4705	
PTS	USA	0E 32 00	15 05 00	4311	
SCCM	USA	13 28 00	13 29 00	4301	
BCM	USA	0D 11 00	16 09 90	4420	
ACC	USA / USA	14 2A 01	15 13 01	4400	
RADIO		65	5671	000200000008	
OCM	USA / USA	11 1F 01	0E 2F 02	4030	
HVACR	USA	0E 09 00	10 03 02	4301	
LBSS	USA / USA	11 30 02	15 08 00	4202	
RBSS	USA / USA	11 30 02	15 08 00	4202	
FFCM	USA / USA	11 06 00	13 1E 00	4102	
APM	USA / USA	11 32 00	11 32 00	4001	
BPCM		0E 03 00	15 07 00	4005	ECDEAC18
HCP	USA	11 1F 04	0F 2D 00	4006	7F381A76 E311BD90 050DC953
OBCM	USA	0F 0D 00	12 02 00	4002	
MSMP	USA	0F 2B 00	10 27 03	4001	
DSM	USA / USA	14 0C 00	15 06 00	4300	
RCCC	USA	0F 1D 00	13 04 00	4000	
CVPM	USA / USA	11 27 01	14 0C 01	4004	
EAC	USA	0E 34 00	12 0F 00	4102	
AHCP	USA	11 1F 04	0F 2D 00	4000	
EBBM	USA	0E 19 02	14 0D 18	4000	E5898FA5
ABSO	USA	0E 15 02	14 1B 26	4201	4F158D1B
SGW		5	969	4103	
TBM2	USA	13 0E 02	15 0E 60	4104	

DTC SUMMARY

ECU	DTC CODE	DTC DESCRIPTION	STATUS
HCP	P0A43-00	Drive Motor "A" Position Sensor Circuit Intermittent-	Stored

ENVIRONMENTAL DATA SUMMARY

[HCP | P0A43-00 | Stored | Drive Motor "A" Position Sensor Circuit Intermittent-](#)

NAME	VALUE	UNITS
DTC	0A 43 00	
Test Failed	False	
Test Failed This Operation Cycle	False	
Pending DTC	False	
Confirmed DTC	True	
Test Not Completed Since Last Clear	False	
Test Failed Since Last Clear	True	
Test Not Completed This Operation Cycle	False	
Warning Indicator Requested	False	
Occurrence flag	Occurrence	
Original Odometer Value	28159.3	miles
Most Recent Odometer Value	28311.5	miles
Frequency Counter	2	
Ignition Cycle Counter	0	
Real time clock	69257952	sec
RAM stamps keyOn	1620	sec
RAM Stamps	448358	Min
Accelerator Pedal Position	0	%
Brake Switch Status	Not Applied	
PHEV Charging Status	No Charging	
Engine Speed	0	rpm
HV Battery SOC	26	%
Ignition State	Reserved	
PRND Position Display	D	
Propulsion System Active	True	
Vehicle Speed	75.4481	MPH
Motor A Temp Sensor	145	°F
Motor B Temp Sensor	144	°F
Barometric Pressure	15	PSI
Engine Coolant Temperature	199	°F
Motor A Resolver Offset Learn Erase	not requested	
Motor A Resolver Offset Learning Status Flag	Applied	
Motor B Resolver Offset Learning Status Flag	Applied	
Motor A Resolver Angle Offset	2.40	Degree
Motor B Resolver Angle Offset	3.60	Degree
Motor A Resolver Supply Voltage Value	15.75	Volts
Motor B Resolver Supply Voltage Value	15.75	Volts
Motor A Resolver to Digital Low Level Driver Faults	No fault	
Motor B Resolver to Digital Low Level Driver Faults	No fault	
Battery Feed Voltage 2 Sense	14.760	Volts
Internal EPS Voltage Sense A	8.208	Volts
Internal EPS Voltage Sense B	8.136	Volts
Actual Torque - Motor A	0.000	Ft-Lbs

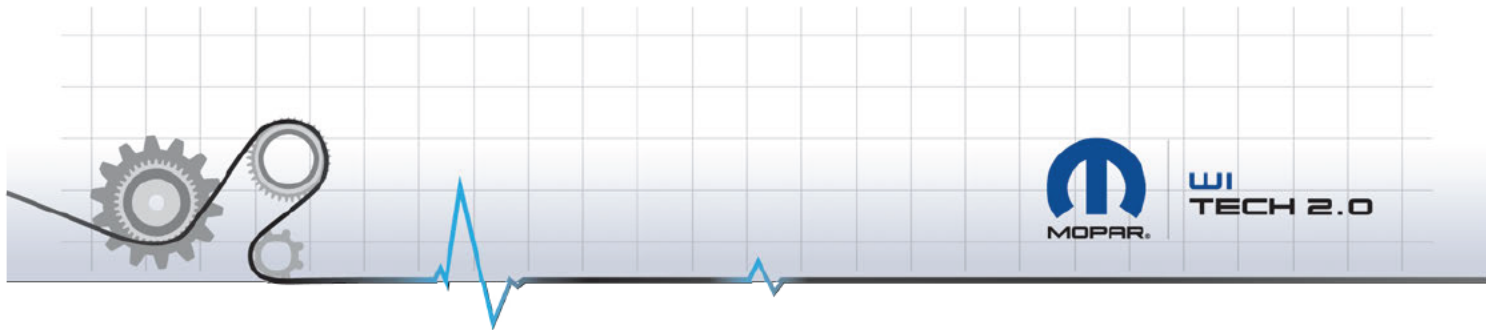
Actual Torque - Motor B	28.485	Ft-Lbs
Available Motor Torque - Motor A	0.000	Ft-Lbs
Available Motor Torque - Motor B	77.526	Ft-Lbs
Available Regen Torque - Motor A	0.000	Ft-Lbs
Available Regen Torque - Motor B	-77.526	Ft-Lbs
Commanded Torque - Motor A	0.000	Ft-Lbs
Commanded Torque - Motor B	26.917	Ft-Lbs
Electric Motor A Speed	-10373.0	rpm
Electric Motor B Speed	8418.5	rpm
Battery Feed Voltage 1 Sense	14.832	Volts
Battery Feed Voltage 3 Sense	14.904	Volts
Hybrid System State	Propulsion System Active	
Motor A - Inverter Current - phase A	-4	AMP
Motor A - Inverter Current - phase B	-4	AMP
Motor A - Inverter Current - phase C	0	AMP
Motor B - Inverter Current - phase A	-12	AMP
Motor B - Inverter Current - phase B	-68	AMP
Motor B - Inverter Current - phase C	72	AMP
Outside Air Temperature	60.8	°F
HCP ePT Wake-Up Output	On	
CBC Wake-Up Input	Off	
EPT LOC Diag Enable	Enable LOC Diagnostic	
HV Contactor Status	Closed	
HV Battery Voltage from BPCM	332.50	Volts
PIM DC Link Voltage - A	330	Volts
PIM DC Link Voltage - B	335	Volts
Inverter A IGBT Temperature for phase A	81	°F
Inverter A IGBT Temperature for phase B	79	°F
Inverter A IGBT Temperature for phase C	79	°F
Inverter B IGBT Temperature for phase A	77	°F
Inverter B IGBT Temperature for phase B	77	°F
Inverter B IGBT Temperature for phase C	79	°F
APM Status	Buck CV	
Impact Event	False	
HCP System Shutdown Command	Default	
Distance Travelled with Light ON	0	miles
Motor A Torque	0.000	Ft-Lbs
Motor B Torque	28.485	Ft-Lbs
OBCM Operating Mode	UTC	
J1772 Prox Detected State	Prox Out	
HV Battery Sleep Time	0	Days
Motor B Resolver Offset Learn Erase	not requested	
GPS Date - Year	2023	Year
GPS Date - Month	10	

GPS Date - Day	16	Days
UTC Time - Hours	17	Hours
UTC Time - Minutes	5	
UTC Time - Seconds	0	seconds
ECU Time - Milliseconds	94	ms

SNAPSHOT DATA SUMMARY

No Snapshot Data available for P0A43-00





VEHICLE SCAN REPORT

Vehicle VIN 2021 CHRYSLER PACIFICA (PHEV) 3.6L V6 HYBRID ENGINE
[REDACTED]

Odometer 41438.6 miles
Publication Date Apr 22, 2024, 10:14:51 AM

ECU SUMMARY INFO

ECU	NAME	BUS TYPE	FLASH PART #	CURRENT VIN	ORIGINAL VIN	PART #
PCM	Powertrain Control Module	CAN C	68499122AF			68499122AF
PLGM	Power Liftgate	CAN-I	68466171AI			68466171AI
ICS	Integrated Center Stack	CAN I	7AS341X8AA			7AS341X8AA
RFH	Radio Frequency Hub	CAN C	68500152AA			68500152AA
ESM	Electronic Shifter	CAN-C	68240089AN			68240089AN
ORC	Occupant Restraint	CAN C	68480710AC			68480710AC
EPS	Electric Power Steering	CAN-C	68460392AA			68460392AA
HVAC	Heat, Ventilation and A/C	CAN I	68493454AE			68493454AE
DDM	Driver Door Module	CAN-I	68496463AB			68496463AB
PDM	Passenger Door Module	CAN-I	68496462AB			68496462AB
DMRL	Door Module Rear Left	CAN I	68508894AB			68508894AB
DMRR	Door Module Rear Right	CAN-I	68508894AB			68508894AB
PSDML	Power Sliding Doors (Left)	CAN I	68369596AD			68369596AD
PSDMR	Power Sliding Doors (Right)	CAN-I	68369596AD			68369596AD
MSM	Memory Seat Module	CAN-I	68321862AC			68321862AC
CSWM	Comfort Seat Wheel Module	CAN I	68517011AB			68517011AB
AMP	Amplifier	CAN-I	68476878AA			68476878AA
IPC	Instrument Panel Cluster	CAN C	68434960AE			68434960AE
PTS	Parktronics	CAN-C	68485862AA			68485862AA
SCCM	Steering Column Control Module	CAN-C	68531525AA			68531525AA

BCM	Body Controller	CAN-C	68491085AG		68491085AG
ACC	Adaptive Cruise Control	CAN C	68540436AB		68540436AB
RADIO	Radio	CAN-I	68465292AE		68465292AE
OCM	Occupant Classification	CAN C	68403127AA		68403127AA
HVACR	Heat, Ventilation and A/C Rear	CAN-I	68373079AB		68373079AB
LBSS	Left Blind Spot Sensor	CAN-I	04672786AC		04672786AC
RBSS	Right Blind Spot Sensor	CAN I	04672786AC		04672786AC
FFCM	Forward Facing Camera Module	CAN-C	68493395AA		68493395AA
EDM	External Disc Module	CAN I	68378304AB		68378304AB
APM	Accessory Power Module	CAN-C	05185046AB		05185046AB
BPCM	Battery Pack Control Module	CAN C	05193183AF		05193183AF
HCP	Hybrid Control Processor	CAN C	05185116AK		05185116AK
OBCM	On Board Charging Module	CAN-C	05185047AE		05185047AE
MSMP	Memory Seat Module Passenger	CAN I	68321862AC		68321862AC
DSM	Display Screen Module	CAN-I	68438382AF		68438382AF
VRM	Video Routing Module	CAN I	68493702AD		68493702AD
RCCC	Rear Cabin Comfort Controls	CAN I	6WL30DX9AA		6WL30DX9AA
CVPM	Central vision processing module	CAN-I	56029920AB		56029920AB
EAC	Electric A/C Compressor	CAN C	68237995AG		68237995AG
AHCP	Auxiliary Hybrid Control Processor	CAN-C	05185117AK		05185117AK
EBBM	Electronic Brake Booster Module	CAN C	68461813AB		68461813AB
ABSO	Anti Lock Brakes OBD	CAN C	68471122AD		68471122AD
SGW	Security Gateway Module	CAN-C	68488429AB		68488429AB
TBM2	Telematic Box Module 2	CAN C	68444865AJ		68444865AJ

ECU SUMMARY INFO (CONT...)

ECU	COUNTRY CODE	HARDWARE VERSION	SOFTWARE VERSION	IDENT	SERIAL NUMBER	CVNS
PCM	USA	1B 47	75 02 00	4422	T00EP1471JUAAL	7DC2E312

PLGM	USA	0	5084	000200000031	
ICS	USA	0F 0C 00	13 31 01	4700	
RFH	USA / USA	10 17 00	13 26 00	4A00	
ESM	USA / USA	13 02 00	14 23 FF	4402	
ORC	USA / USA	12 1A 00	13 2E 00	4301	
EPS	USA / USA	12 2A 00	12 1E 01	4502	
HVAC	USA	0E 09 00	14 2F 01	4401	
DDM	USA	11 07 00	14 07 00	4202	
PDM	USA	11 07 00	14 07 00	4202	
DMRL	USA / USA	10 0B 00	14 08 00	4201	
DMRR	USA / USA	10 0B 00	14 08 00	4201	
PSDML	USA / USA	10 17 00	14 10 12	4001	
PSDMR	USA / USA	10 17 00	14 10 12	4001	
MSM	USA	0F 2B 00	10 27 03	4101	
CSWM	USA	11 2A 00	14 25 00	4302	
AMP	USA	18 2E 01	13 15 00	4030	
IPC	USA / USA	12 06 00	14 2B 00	4705	
PTS	USA	0E 32 00	14 07 00	4311	
SCCM	USA	13 28 00	13 29 00	4301	
BCM	USA	0D 11 00	14 26 90	4420	
ACC	USA / USA	14 2A 01	15 13 01	4400	
RADIO		65	5671	000200000008	
OCM	USA / USA	11 1F 01	0E 2F 02	4030	
HVACR	USA	0E 09 00	10 03 02	4301	
LBSS	USA / USA	11 30 02	15 08 00	4202	
RBSS	USA / USA	11 30 02	15 08 00	4202	
FFCM	USA / USA	11 06 00	13 1E 00	4102	
EDM	USA	12 0A 00	11 08 00	4000	
APM	USA / USA	11 32 00	11 32 00	4001	
BPCM		0E 03 00	15 07 00	4005	
HCP	USA	11 1F 04	0F 2D 00	4006	7F381A76 E311BD90 050DC953
OBCM	USA	0F 0D 00	12 02 00	4002	
MSMP	USA	0F 2B 00	10 27 03	4001	
DSM	USA / USA	14 0C 00	15 06 00	4300	
VRM	USA / USA	0F 1C 00	15 0E 12	4001	
RCCC	USA	0F 1D 00	13 04 00	4000	
CVPM	USA / USA	11 27 01	14 0C 01	4004	
EAC	USA	0E 34 00	12 0F 00	4102	
AHCP	USA	11 1F 04	0F 2D 00	4000	
EBBM	USA	0E 19 02	14 0D 18	4000	E5898FA5
ABSO	USA	0E 15 02	14 1B 26	4201	4F158D1B

SGW		5	969	4103	
TBM2	USA	13 0E 02	15 0E 60	4104	

DTC SUMMARY

ECU	DTC CODE	DTC DESCRIPTION	STATUS
PCM	U0111	Lost Communication With Battery Energy Control Module	Active
RFH	C0077-00	Low Tire Pressure-	Active
RFH	B1A10 00	RKE fob 1 Battery Low	Active
BCM	U1514-87	Engine Controller Secret Code-Missing Message	Stored
ACC	C2225 00	PCM Disabled ECU	Active
APM	U0111 00	Lost Communication With Battery Energy Control Module	Active
HCP	P0A0A-00	High Voltage System Interlock Circuit "A"-	Active
HCP	U0111 00	Lost Communication With Battery Energy Control Module	Active
HCP	U1814-00	OBCM Lost Communication with BPCM-	Active
HCP	U1852 00	Implausible Data Received from ABS on D PT	Stored
OBCM	U1814 00	OBCM Lost Communication with BPCM	Active

ENVIRONMENTAL DATA SUMMARY

PCM | U0111 | Active | Lost Communication With Battery Energy Control Module

NAME	VALUE	UNITS
Number of DTC	1	
DTC	C1 11	
DTC Readiness Flag	Not Complete	
DTC Storage State	Active	
Warning Indicator Request State	On	
Odometer	41350.5	miles
Accumulation Timer	0	minutes
Ignition Key Cycles	0	
Starts Since Set Counter	0	
Key Cycles Since DTC Last Set Counter	0	
Warm Up Cycles	0	
Good Trip Counter	0	

RFH | C0077-00 | Active | Low Tire Pressure-

NAME	VALUE	UNITS
Test Failed	True	
Test Failed This Operation Cycle	True	
Pending DTC	False	
Confirmed DTC	True	
Test Not Completed Since Last Clear	False	
Test Failed Since Last Clear	False	

Test Not Completed This Operation Cycle	False	
Warning Indicator Requested	False	
DTC Extended Data Record Number - All	01	
Occurrence flag	Error	
Original Odometer Value	41438	miles
Most Recent Odometer Value	41438	miles
Frequency Counter	1	
Ignition Cycle Counter	0	

RFH | B1A10-00 | Active | RKE fob 1 Battery Low-

NAME	VALUE	UNITS
Test Failed	True	
Test Failed This Operation Cycle	True	
Pending DTC	False	
Confirmed DTC	True	
Test Not Completed Since Last Clear	False	
Test Failed Since Last Clear	False	
Test Not Completed This Operation Cycle	False	
Warning Indicator Requested	False	
DTC Extended Data Record Number - All	01	
Occurrence flag	Error	
Original Odometer Value	41438	miles
Most Recent Odometer Value	41438	miles
Frequency Counter	1	
Ignition Cycle Counter	0	

BCM | U1514-87 | Stored | Engine Controller Secret Code-Missing Message

NAME	VALUE	UNITS
Test Failed	False	
Test Failed This Operation Cycle	False	
Pending DTC	False	
Confirmed DTC	True	
Test Not Completed Since Last Clear	False	
Test Failed Since Last Clear	True	
Test Not Completed This Operation Cycle	False	
Warning Indicator Requested	False	
DTC Extended Data Record Number - All	01	
Occurrence flag	Error	
Original Odometer Value	41438	miles
Most Recent Odometer Value	41438	miles
Frequency Counter	1	
Ignition Cycle Counter	11	