



The table consists of approximately 30 columns and 40 rows. The majority of the cells are filled with solid black redaction bars. A prominent horizontal black bar spans across the top of the table area. The visible grid lines suggest a structured layout, but no data is legible.




The table consists of approximately 40 rows and 4 columns. The first column contains a series of black redaction bars. The second column contains a series of black redaction bars. The third column contains a series of black redaction bars. The fourth column contains a series of black redaction bars. The table is mostly obscured by black redaction bars.



The table is a grid with approximately 4 columns and 30 rows. The majority of the cells are filled with black redaction bars. Visible text fragments include:

- Row 1: [Redacted]
- Row 2: [Redacted]
- Row 3: [Redacted]
- Row 4: [Redacted]
- Row 5: [Redacted]
- Row 6: [Redacted]
- Row 7: [Redacted]
- Row 8: [Redacted]
- Row 9: [Redacted]
- Row 10: [Redacted]
- Row 11: [Redacted]
- Row 12: [Redacted]
- Row 13: [Redacted]
- Row 14: [Redacted]
- Row 15: [Redacted]
- Row 16: [Redacted]
- Row 17: [Redacted]
- Row 18: [Redacted]
- Row 19: [Redacted]
- Row 20: [Redacted]
- Row 21: [Redacted]
- Row 22: [Redacted]
- Row 23: [Redacted]
- Row 24: [Redacted]
- Row 25: [Redacted]
- Row 26: [Redacted]
- Row 27: [Redacted]
- Row 28: [Redacted]
- Row 29: [Redacted]
- Row 30: [Redacted]



The image shows a table with a grid of approximately 40 rows and 4 columns. The majority of the cells are filled with black redaction bars. A thick black horizontal bar spans across the top of the table area. A few small black rectangular shapes are visible within the grid, possibly representing data points or small redactions, but they are not legible.

The image shows a table with approximately 5 columns and 30 rows. The content is almost entirely obscured by black redaction bars. The table structure is visible through the grid lines, showing a header row followed by several rows of data. The redaction bars are of varying lengths and positions, covering most of the text in each cell. The overall appearance is that of a data table where the specific values have been hidden for security or privacy reasons.

The table is a grid with approximately 4 columns and 40 rows. The majority of the cells are filled with black redaction bars. A thick black horizontal bar spans across the top of the table area. Within the grid, there are several small black bars of varying lengths and positions, including one in the second column of the 11th row, one in the third column of the 12th row, one in the second column of the 13th row, one in the third column of the 14th row, one in the second column of the 15th row, one in the third column of the 16th row, one in the second column of the 17th row, one in the third column of the 18th row, one in the second column of the 19th row, one in the third column of the 20th row, one in the second column of the 21st row, one in the third column of the 22nd row, one in the second column of the 23rd row, one in the third column of the 24th row, one in the second column of the 25th row, one in the third column of the 26th row, one in the second column of the 27th row, one in the third column of the 28th row, one in the second column of the 29th row, one in the third column of the 30th row, one in the second column of the 31st row, one in the third column of the 32nd row, one in the second column of the 33rd row, one in the third column of the 34th row, one in the second column of the 35th row, one in the third column of the 36th row, one in the second column of the 37th row, one in the third column of the 38th row, one in the second column of the 39th row, and one in the third column of the 40th row.

The table consists of approximately 30 columns and 40 rows. The data is almost entirely redacted with black bars. A prominent feature is a thick black horizontal bar at the top of the table area, spanning across several columns. The redaction is not uniform; some cells in the third and fourth columns contain visible black bars of varying lengths, while others are empty. The overall layout suggests a detailed production report that has been heavily censored for security or privacy reasons.

The image shows a table with approximately 4 columns and 30 rows. The data is almost entirely redacted with black bars. A thick black horizontal bar is present at the top of the table area. The table structure is visible through the grid lines, showing alternating light and dark shaded rows.

The image shows a table with a grid structure. The top row is completely blacked out. Below it, there are approximately 35 rows. Each row has at least three columns. The content in most cells is redacted with black bars. There are some small black rectangular shapes in the third and fourth columns of various rows, possibly representing data points or specific markers. The overall appearance is that of a data table where the majority of the information has been hidden for security or privacy reasons.

The image shows a table with a grid structure. The top row is completely blacked out. Below it, there are approximately 35 rows. Each row contains data in several columns, but the text is redacted with black bars. The table appears to have at least 4 columns. The redaction is consistent across all rows, making the specific data values unreadable.

The image shows a table with approximately 4 columns and 30 rows. The content is almost entirely obscured by black redaction bars. The table structure is visible through the grid lines, showing a header row followed by several rows of data. The redaction bars are of varying lengths and positions, covering most of the text in each cell. A thick black horizontal bar is present at the top of the table area, extending across the width of the data columns.

The image shows a table with a grid of approximately 4 columns and 30 rows. The majority of the data cells are covered by thick black horizontal bars, indicating redaction. A prominent black bar spans the top of the table, extending across all columns. The visible elements include the table's border lines and several small, solid black rectangular shapes that appear to be remnants of data or specific redaction marks within the grid.

The table is a grid with approximately 4 columns and 40 rows. The majority of the cells are filled with black redaction bars. There are some small, irregular black shapes scattered within the grid, possibly representing data points or artifacts from the redaction process. The table is positioned on the left side of the page, with a large black horizontal bar extending from its top edge towards the right margin.

The image shows a table with approximately 4 columns and 30 rows. The content is almost entirely obscured by black redaction bars. The table structure is visible through the grid lines, showing a header row followed by several rows of data. The redaction bars are thick and solid black, covering the text within the cells. The table appears to be a standard data table with a header and multiple rows of entries.

The table consists of approximately 30 columns and 40 rows. The majority of the data cells are covered by solid black redaction bars. A prominent horizontal black bar spans across the top of the table area. The visible structure is a grid of cells, with some cells containing small, illegible fragments of text or numbers. The overall appearance is that of a data table that has been almost completely redacted for security or privacy reasons.

The image shows a table with a grid of approximately 30 columns and 40 rows. The majority of the cells are filled with black redaction bars. A thick black horizontal bar spans across the top of the table area. Within the grid, there are several smaller black bars of varying lengths and positions, indicating that some data points are visible but mostly hidden. The table appears to be a production data log, given the header 'PRODUCTION_DATA'.

The table is a grid with approximately 4 columns and 30 rows. The majority of the cells are filled with black redaction bars. Visible text fragments include:

- Row 1: [Redacted]
- Row 2: [Redacted]
- Row 3: [Redacted]
- Row 4: [Redacted]
- Row 5: [Redacted]
- Row 6: [Redacted]
- Row 7: [Redacted]
- Row 8: [Redacted]
- Row 9: [Redacted]
- Row 10: [Redacted]
- Row 11: [Redacted]
- Row 12: [Redacted]
- Row 13: [Redacted]
- Row 14: [Redacted]
- Row 15: [Redacted]
- Row 16: [Redacted]
- Row 17: [Redacted]
- Row 18: [Redacted]
- Row 19: [Redacted]
- Row 20: [Redacted]
- Row 21: [Redacted]
- Row 22: [Redacted]
- Row 23: [Redacted]
- Row 24: [Redacted]
- Row 25: [Redacted]
- Row 26: [Redacted]
- Row 27: [Redacted]
- Row 28: [Redacted]
- Row 29: [Redacted]
- Row 30: [Redacted]

The table is a grid with approximately 4 columns and 40 rows. The majority of the cells are filled with black redaction bars. Visible text fragments include:

- Row 1: [Redacted]
- Row 2: [Redacted]
- Row 3: [Redacted]
- Row 4: [Redacted]
- Row 5: [Redacted]
- Row 6: [Redacted]
- Row 7: [Redacted]
- Row 8: [Redacted]
- Row 9: [Redacted]
- Row 10: [Redacted]
- Row 11: [Redacted]
- Row 12: [Redacted]
- Row 13: [Redacted]
- Row 14: [Redacted]
- Row 15: [Redacted]
- Row 16: [Redacted]
- Row 17: [Redacted]
- Row 18: [Redacted]
- Row 19: [Redacted]
- Row 20: [Redacted]
- Row 21: [Redacted]
- Row 22: [Redacted]
- Row 23: [Redacted]
- Row 24: [Redacted]
- Row 25: [Redacted]
- Row 26: [Redacted]
- Row 27: [Redacted]
- Row 28: [Redacted]
- Row 29: [Redacted]
- Row 30: [Redacted]
- Row 31: [Redacted]
- Row 32: [Redacted]
- Row 33: [Redacted]
- Row 34: [Redacted]
- Row 35: [Redacted]
- Row 36: [Redacted]
- Row 37: [Redacted]
- Row 38: [Redacted]
- Row 39: [Redacted]
- Row 40: [Redacted]

The image shows a table with approximately 4 columns and 30 rows. The content is almost entirely obscured by black redaction bars. The table structure is visible through the grid lines, showing a header row followed by several rows of data. The redaction bars are of varying lengths and positions, covering most of the text in each cell. A thick black horizontal bar is present at the top of the table area, extending across the width of the data columns.

The table is a grid with approximately 4 columns and 40 rows. The majority of the cells are filled with black redaction bars. Some cells contain text, but it is mostly illegible due to the redaction. The table appears to be a data log or a list of items, with columns possibly representing different categories or attributes. The redaction is consistent across the entire table area.